Leicester Middle School

Leicester Public School
70 Winslow Ave.
Leicester, MA 01524

Finegold Alexander Architects

77 North Washington St
Boston, MA 02114

T 617.227 9272
F 617.227 5582

w www.faainc.com

CONSULTANTS:

Structural Engineer
RSE Associates, Inc.
63 Pleasant St. Ste. 200
Watertown, MA 02472
T: 617.926.9300

Landscape Architect
Warner Larson Landscape Architects
130 West Broadway
Boston, MA 02127
T: 617.464.1440

Civil Engineer
Nitsch Engineering
2 Center Plaza, Suite 430
Boston, MA 02108
T: 617.338.0063

Code Consultant
Jensen Hughes
1 Lincoln St.
Boston, MA 02111
T: 508.538.9409

Owners Project Manager
NV5
70 Fargo Street, Suite 800
Boston, MA 02210
T: 617.744.3120

MPFP Engineer
BLW Engineers, Inc.
311 Great Road, Post Office Box 1551
Littleton, MA 01460
T: 978.486.4301

Electrical Engineer
ART Engineering
38 Front St. Flr 3
Worcester, MA 01608
T: 508.797.7071

Geotechnical Engineer
McPhail Associates, LLC
2269 Massachusetts Ave.
Cambridge, MA 02140
T: 617.868.1420

Kitchen Consultant
Crabtree McGrath Associates, Inc.
161 West Main Street
Georgetown, MA 01833
T: 978.352.8500

Project No.201601510015
02/13/2020
Schematic Design

Tags & Symbols

General

Sheet Number

A512

- Sheet Number
- Category Number
- Discipline Letter

Discipline

- G GENERAL
- C CIVIL
- L LANDSCAPE
- S STRUCTURAL
- A ARCHITECTURAL
  - ├AD DEMOLITION
  - └AF FINISHES
- F FIRE PROTECTION
- P PLUMBING
- M MECHANICAL
- E ELECTRICAL
- T TELECCOMMUNICATION
  - └TA AUDIO VISUAL

Category

- 000 General
- 100 Floor Plans
- 200 Elevations
- 300 Sections
- 400 Large Scale Views
- 500 Details
- 600 Schedules & Diagrams
- 700 User Defined (typical Details)
- 800 User Defined
- 900 3d Representations

Tags

Room Tag

Building Section

Wall Section

Detail Section

Name
Elevation — Elevation Tag

4' - 0" — Spot Elevation

1 View Name
1/8" = 1'-0"
View Title

Interior Elevation Mark

Exterior Elevation Mark

? — Keynote Number

Text — Annotation Text

Center Line

Align Symbol

Sealant Symbol

Break Line

Project North
True North

1 / A101 — View Reference

1 — Revision Tag

1li — Specialty Equipment Tag Standard

Door Tag

Window Tag

Storefront / Curtain Wall Tag
Type Name
Type Number

Curtain Panel Wall Tag

Wall Tag

GYP
1'-0"
Type Name
Ceiling Height — Ceiling Tag With Height

20R @ 7 1/2" — Stair Tag

1li — Specialty Equipment Tag Boxed

1li — Case Work Tag Boxed

Material Cut Patterns

- Concrete
- Earth Compacted
- Earth Undisturbed
- Gravel
- Gypsum Wall Board
- Insulation-rigid
- Masonry-brick
- Masonry-conc Block
- Masonry-stone
- Metal- Steel
- Wood-finish
- Veneer Core Plywood

Abbreviations

A	A/C	Air Conditioning
	Acous	Acoustical
	ACT	Acoustical Ceiling Tile
	Addn	Addition
	Adj	Adjacent
	AFF	Above Finished Floors
	AHU	Air Handling Unit
	Alt	Alternate
	Al	Aluminum
	Anch	Anchor
	Ang	Angle
	Anod	Anodized
	Approx	Approximate
	Arch	Architect
	Assoc	Associated
B	Bot	Bottom
	B&B	Balled and Bur Lapped
	B.O.	Bottom of
	Bd	Board
	Bit	Bituminous
	BL	Building Line
	Bldg	Building
	Blk'g	Block(ing)
	Bm	Beam
	BM	Bench Mark
	Brg	Bearing
	Brk	Brick
	Bsmt	Basement
	BUR	Built-up Roofing
C	C	Door Contact
	Ca	Card Reader
	Cab	Cabinet
	Cal	Caliper
	CB	Catch Basin
	CD	Ceiling Diffuser
	Cem	Cement
	CFM	Cubic Feet Per Minute
	CG	Corner Guard
	CI	Cast Iron
	CJ	Control Joint
	Clg	Ceiling
	Clr	Clear
	CMU	Concrete Masonry Unit
	CO	Clean Out
	Col	Column
	Conc	Concrete
	Conn	Connection
	Const	Construction
	Cont	Continuous
	Contr	Contract(or)
	Cpt	Carpet
	CR	Ceiling Register
	CT	Ceramic Tile
	Ctr	Center
	CU	Condensing Unit
	CUH	Cabinet Unit Heater
	Cusp	Cuspidor
	CW	Cold Water
D	Dbl	Double
	Det	Detail
	DF	Drinking Fountain
	Dia	Diameter
	Dim	Dimension
	Disp	Dispenser
	DL	Dead Load
	DMH	Drainage Manhole
	Dn	Down
	DP	Distribution Panel
	Dr	Door
	DS	Downspout
	Dwg	Drawing
E	E	East
	Ea	Each
	EF	Epoxy Flooring
	EIFS	Exterior Insulation Finish System
	EJ	Expansion Joint
	El	Elevation
	Elec	Electrical
	Emerg	Emergency
	Encl	Enclosure
	Engr	Engineer
	EP	Electrical Panel
	EPDM	Ethylene Propylene Diene Monomer
	EQ	Equal
	Equip	Equipment
	EWC	Electric Water Cooler
	EWH	Electric Water Heater
	Exh	Exhaust
	Exist	Existing
	Exp	Expansion
	Ext	Exterior
F	FA	Fire Alarm
	FACP	Fire Alarm Control Panel
	FD	Floor Drain
	Fdn	Foundation
	FE	Fire Extinguisher
	FEC	Fire Extinguisher Cabinet
	FF	Finished Floor
	FG	Finished Grade
	FHC	Fire Hose Cabinet
	Fin	Finish(ed)
	Fixt	Fixture
	FL	Flow Line
	Flash	Flashing
	Flr(g)	Floor(ing)
	Fluor	Fluorescent
	FO	Face Of
	FP	Fireproof
	FPR	Fire Proof
	FRP	Fiber Reinforced Panel
	FS	Floor Sink
	Ft	Foot, Feet
	Ftg	Footing
	Furn	Furnish(ed)
	Frr	Furring
	FWC	Fabric Wall Covering
G	Ga	Gauge, Gage
	Galv	Galvanized
	GC	General Contractor
	GFI	Ground Fault Interrupter
	Gyp	Gypsum
H	HB	Hose Bibb
	HC	Hollow Core
	Hdwd	Hardwood
	Hdwr	Hardware
	Hgt	Height
	HID	High Intensity Discharge
	HM	Hollow Metal
	HP	High Point
	Horiz	Horizontal
	HVAC	Heat, Vent, A/C
	HW	Hot Water
I	ID	Inside Diameter
	In	Inch
	Incand	Incandescent
	Incl	Include(d)(ing)
	Insul	Insulated)/(ion)
	Int	Interior
	Inv	Invert
J	JB	Junction Box
	Jt	Joint
K	K	Kip (1,000 Pounds)
	K-Ft	Kip Feet
L	Lam	Laminated
	Lav	Lavatory
	Lb(s)	Pound(s)
	LCC	Lead Coated Copper
	LF	Linear Feet
	LH	Left Hand
	LL	Live Load
	LLH	Long Leg Horizontal
	LLV	Long Leg Vertical
	LP	Low Point
	Lt(g)	Light(ing)
	Lwt	Lightweight
M	Mas	Masonry
	Max	Maximum
	MDP	Main Distribution Panel
	Mech	Mechanical
	Med	Medium
	Memb	Membrane
	Mtl	Metal
	Mfr	Manufacturer
	MH	Manhole
	Min	Minimum
	Misc	Miscellaneous
	MO	Masonry Opening
	Mtd	Mounted
N	N	North
	NIC	Not In Contract
	No.	Number
	Nom	Nominal
	NTS	Not to Scale
O	OC	On Center(s)
	OD	Outside Diameter
	OI	Open Item
	Opg	Opening
	Opp	Opposite
	ORD	Overflow Roof Drain
	Oz	Ounce
P	PA	Project Architect
	PCF	Pounds Per Cubic Foot
	Perf	Perforated
	Pl	Plate
	Plam	Plastic Laminate
	Plas	Plaster
	Plbg	Plumbing
	PLF	Pounds Per Linear Foot
	Plywd	Plywood
	Pnl	Panel
	Pol	Polish(ed)
	PP	Power Panel
	Pr	Pair
	Proj	Project
	Prtn	Partition
	PSF	Pounds Per Square Foot
	PSI	Pounds Per Square Inch
	Pt	Point
	Ptd	Painted
	PV	Plumbing Vent
	PVC	Polyvinyl Chloride
	Pvmt	Pavement
Q	QT	Quarry Tile
	Qty	Quantity
R	R	Radius
	RB	Rubber Base
	RCP	Reflected Ceiling Plan
	RD	Roof Drain
	Re	Refer
	Recpt	Receptacle
	Ref	Reference
	Reinf	Reinforce(d)/(ing)
	Req	Required
	Resil	Resilient
	Rev	Revisions, Revised
	Rfg	Roofing
	RH	Right Hand
	Rm	Room
	RO	Rough Opening
	ROW	Right of Way
	Rr	Restroom
	RTU	Roof Top Unit
	RWL	Rain Water Leader
	RV	Roof Vent
S	S	South
	San	Sanitary
	SAT	Suspended Acoustical Tile
	SC	Solid Core
	Sched	Schedule
	SD	Storm Drain
	Sect	Section
	Serv	Service
	SF	Square Feet
	Sht	Sheet
	Sim	Similar
	SMH	Sanitary Manhole
	SOV	Spray on Vinyl
	Spec	Specifications
	Sq	Square
	SS	Solid Surface
	SSTL	Stainless Steel
	Std	Standard
	Stl	Steel
	Stor	Storage
	Struc	Structural
	Susp	Suspended
	Sym	Symmetrical
	Syst	System
T	T	Tread
	T.O.	Top Of
	T&G	Tongue and Groove
	Tel	Telephone
	Temp	Temperature, Tempered
	Thk	Thick
	Thres	Threshold
	TP	Toilet Partition
	TS	Transition Strip
	Typ	Typical
	TV	Television
U	UG	Underground
	UH	Unit Heater
	UNO	Unless Noted Otherwise
	Unfin	Unfinished
	UV	Ultra Violet
V	VCT	Vinyl Composition Tile
	Vert	Vertical
	Vent	Ventilator
	VIF	Verify in Field
	VWC	Vinyl Wall Covering
W	W	West
	w/	With
	w/o	Without
	WC	Water Closet
	Wd	Wood
	WH	Water Heater
	WP	Waterproof
	WPT	Work Point
	WR	Water Resistant
	WSCT	Wainscot
	Wt	Weight
	WV	Water Valve
	WWF	Welded Wire Fabric
Y	Yd	Yard

Vicinity Map

Sheets - List		
Sheet Discipline	Sheet Number	Sheet Name
0) General		
0) General	G000	Cover Sheet
0) General	G001	Sheet List
2) Civil		
2) Civil	C000	Civil Notes, Legend, and Abbreviations
2) Civil	C100	Erosion and Sedimentation Control and Utility Demolition Plan
2) Civil	C101	Erosion and Sedimentation Control and Utility Demolition Plan
2) Civil	C102	Erosion and Sedimentation Control and Utility Demolition Plan
2) Civil	C200	Site Utility Plan
2) Civil	C201	Site Utility Plan
2) Civil	C202	Site Utility Plan
2) Civil	C300	Erosion and Sedimentation Contro Details
2) Civil	C301	Erosion and Sedimentation Contro Details
2) Civil	C302	Utility Details
2) Civil	C303	Utility Details
3) Landscape		
3) Landscape	L100	Overall Landscape Site Plan
3) Landscape	L101	Landscape Site Plan
3) Landscape	L102	Landscape Site Plan
3) Landscape	L103	Landscape Site Plan
3) Landscape	L201	Grading Plan
3) Landscape	L202	Grading Plan
3) Landscape	L203	Grading Plan
3) Landscape	L301	Planting Plan
3) Landscape	L302	Planting Plan
3) Landscape	L303	Planting Plan
4) Architectural		
4) Architectural	AD100	Demolition Site Plan
4) Architectural	A000	Site Plan
4) Architectural	A101	First Floor Overall Plan
4) Architectural	A102	Second Floor Overall Plan
4) Architectural	A103	Third Floor Overall Plan
4) Architectural	A104	Roof Plan
4) Architectural	A104a	Roof Insulation Plan
4) Architectural	A105	First Floor Overall Reflected Ceiling Plan
4) Architectural	A106	Second Floor Overall Reflected Ceiling Plan
4) Architectural	A107	Third Floor Overall Reflected Ceiling Plan
4) Architectural	A110	First Floor Partial Plan - Part A
4) Architectural	A111	First Floor Partial Plan - Part B
4) Architectural	A112	First Floor Partial Plan - Part C
4) Architectural	A113	First Floor Partial Plan - Part D
4) Architectural	A114	Second Floor Partial Plan - Part A
4) Architectural	A115	Second Floor Partial Plan - Part B
4) Architectural	A116	Second Floor Partial Plan - Part C
4) Architectural	A118	Third Floor Partial Plan - Part A
4) Architectural	A119	Third Floor Partial Plan - Part B
4) Architectural	A130	First Floor Reflected Ceiling Plan - Part A
4) Architectural	A131	First Floor Reflected Ceiling Plan - Part B
4) Architectural	A132	First Floor Reflected Ceiling Plan - Part C
4) Architectural	A133	First Floor Reflected Ceiling Plan - Part D
4) Architectural	A134	Second Floor Reflected Ceiling Plan - Part A
4) Architectural	A135	Second Floor Reflected Ceiling Plan - Part B
4) Architectural	A136	Second Floor Reflected Ceiling Plan - Part C
4) Architectural	A138	Second Floor Reflected Ceiling Plan - Part D
4) Architectural	A139	Third Floor Reflected Ceiling Plan - Part A
4) Architectural	A140	Third Floor Reflected Ceiling Plan - Part B
4) Architectural	A141	Third Floor Reflected Ceiling Plan - Part C
4) Architectural	A200	Exterior Elevations
4) Architectural	A201	Exterior Elevations
4) Architectural	A202	Exterior Openings - Storefront
4) Architectural	A203	Exterior Openings - Storefront
4) Architectural	A205	Exterior Openings - Curtain Wall
4) Architectural	A300	Building Sections
4) Architectural	A310	Wall Sections
4) Architectural	A400	Enlarged Restroom Plans and Elevations
4) Architectural	A401	Enlarged Restroom Plans and Elevations
4) Architectural	A402	Enlarged Restroom Plans and Elevations
4) Architectural	A403	Enlarged Restroom Plans and Elevations
4) Architectural	A500	Enlarged Details
4) Architectural	A502	Plan Details
4) Architectural	A600	Partition Types
4) Architectural	A610	Door Schedule
4) Architectural	A611	Door Schedule
4) Architectural	A710	Millwork Plans and Elevations
4) Architectural	A711	Millwork Plans and Elevations
4) Architectural	A712	Millwork Plans and Elevations
4) Architectural	A713	Millwork Plans and Elevations
4) Architectural	A714	Millwork Pland and Elevations
4) Architectural	A720	Interior Elevations at 1st Floor Partial Plans - Part A & B
4) Architectural	A721	Interior Elevations at 2nd Floor Partial Plans - Part A & B
4) Architectural	A722	Interior Elevations at 3rd Floor Partial Plans - Part A & B
4) Architectural	A723	Interior Elevations at 1st Floor Partial Plans - Part A & B
4) Architectural	A724	Interior Elevations at 1st Floor Partial Plans - Part A & B
4) Architectural	A801	Stair Details
5) Food Service Equipment		
5) Food Service Equipment	FS110	Foodservice Equipment Plan
6)Fire Protection		
6)Fire Protection	FP001	Fire Protection Legend and Notes
6)Fire Protection	FP002	Fire Protection Details
6)Fire Protection	FP003	Fire Protection Details
6)Fire Protection	FP111	Fire Protection First Floor Partial Plan - Part A
6)Fire Protection	FP112	Fire Protection First Floor Partial Plan - Part B
6)Fire Protection	FP113	Fire Protection First Floor Partial Plan - Part C
6)Fire Protection	FP114	Fire Protection First Floor Partial Plan - Part D
6)Fire Protection	FP121	Fire Protection Second Floor Partial Plan - Part A
6)Fire Protection	FP122	Fire Protection Second Floor Partial Plan - Part B
6)Fire Protection	FP123	Fire Protection Second Floor Partial Plan - Part C
6)Fire Protection	FP124	Fire Protection Second Floor Partial Plan - Part D
6)Fire Protection	FP131	Fire Protection Third Floor Partial Plan - Part A
6)Fire Protection	FP132	Fire Protection Third Floor Partial Plan - Part B
6)Fire Protection	FP133	Fire Protection Third Floor Partial Plan - Part C
6)Fire Protection	FP134	Fire Protection Third Floor Partial Plan - Part D
7) Plumbing		
7) Plumbing	P001	Plumbing Legend and Notes
7) Plumbing	P002	Plumbing Schedules
7) Plumbing	P003	Plumbing Details
7) Plumbing	P004	Plumbing Details
7) Plumbing	P111U	Plumbing Underslab PArtial Plan - Part A
7) Plumbing	P112U	Plumbing Underslab PArtial Plan - Part B
7) Plumbing	P113U	Plumbing Underslab PArtial Plan - Part C
7) Plumbing	P114U	Plumbing Underslab PArtial Plan - Part D
7) Plumbing	P111	Plumbign First Floor Plan Plan - Part A
7) Plumbing	P112	Plumbign First Floor Plan Plan - Part B
7) Plumbing	P113	Plumbign First Floor Plan Plan - Part C

Sheets - List		
Sheet Discipline	Sheet Number	Sheet Name
7) Plumbing	P114	Plumbign First Floor Plan Plan - Part D
7) Plumbing	P121	Plumbign Second Floor Plan Plan - Part A
7) Plumbing	P122	Plumbign Second Floor Plan Plan - Part B
7) Plumbing	P123	Plumbign Second Floor Plan Plan - Part C
7) Plumbing	P124	Plumbign Second Floor Plan Plan - Part D
7) Plumbing	P131	Plumbign Third Floor Plan Plan - Part A
7) Plumbing	P132	Plumbign Third Floor Plan Plan - Part B
7) Plumbing	P133	Plumbign Third Floor Plan Plan - Part C
7) Plumbing	P134	Plumbign Third Floor Plan Plan - Part D
7) Plumbing	P141	Plumbign Roof Partial Plan - Part A
7) Plumbing	P142	Plumbign Roof Partial Plan - Part B
7) Plumbing	P143	Plumbign Roof Partial Plan - Part C
7) Plumbing	P144	Plumbign Roof Partial Plan - Part D
8)HVAC		
8)HVAC	H001	HVAC Legend, Notes and Abbreviations
8)HVAC	H002	HVAC Schedule Sheet 1
8)HVAC	H003	HVAC Schedule Sheet 2
8)HVAC	H004	HVAC Detail Sheet 1
8)HVAC	H005	HVAC Detail Sheet 2
8)HVAC	H006	HVAC Detail Sheet 3
8)HVAC	H007	HVAC Controls Sheet 1
8)HVAC	H008	HVAC Controls Sheet 2
8)HVAC	H111	HVAC First Floor Partial Plan Part A
8)HVAC	H112	HVAC First Floor Partial Plan Part B
8)HVAC	H113	HVAC First Floor Partial Plan Part C
8)HVAC	H114	HVAC First Floor Partial Plan Part D
8)HVAC	H121	HVAC Second Floor Partial Plan Part A
8)HVAC	H122	HVAC Second Floor Partial Plan Part B
8)HVAC	H123	HVAC Second Floor Partial Plan Part C
8)HVAC	H124	HVAC Second Floor Partial Plan Part D
8)HVAC	H131	HVAC Third Floor Partial Plan Part A
8)HVAC	H132	HVAC Third Floor Partial Plan Part B
8)HVAC	H133	HVAC Third Floor Partial Plan Part C
8)HVAC	H134	HVAC Third Floor Partial Plan Part D
8)HVAC	H141	HVAC Roof Partial Plan Part A
8)HVAC	H142	HVAC Roof Partial Plan Part B
8)HVAC	H143	HVAC Roof Partial Plan Part C
8)HVAC	H144	HVAC Roof Partial Plan Part D
9)Electrical		
9)Electrical	E0.1	Electrical Legend
9)Electrical	E0.2	Electrical Notes
9)Electrical	E0.3A	Site Lighting Plan
9)Electrical	E0.3B	Site Lighting Plan
9)Electrical	E0.4A	Site Power Plan
9)Electrical	E0.4B	Site Power Plan
9)Electrical	E0.5	Electrical Site Details
9)Electrical	E0.6	Electrical Site Details
9)Electrical	E1.00	Typical Electrical Plans
9)Electrical	E1.01	Typical Electrical Plans
9)Electrical	E1.02	Typical Electrical Plans
9)Electrical	E1.03	Typical Electrical Plans
9)Electrical	E1.04	Typical Electrical Plans
9)Electrical	E1.05	Typical Electrical Plans
9)Electrical	E1.06	Typical Electrical Plans
9)Electrical	E1.07	Typical Electrical Plans
9)Electrical	E1.08	Typical Electrical Plans
9)Electrical	E2.4	Enlarge Electrical Rooms
9)Electrical	E8.0A	Electrical Distribution Riser
9)Electrical	E8.0B	Electrical Distribution Riser
9)Electrical	E8.0C	Electrical Distribution Riser
9)Electrical	E8.0D	Electrical Distribution Riser
9)Electrical	E8.0E	Electrical Power Monitoring Riser & Schedule
9)Electrical	E8.1	Telecom Distribuation Riser
9)Electrical	E8.2A	Fire Alarm Riser
9)Electrical	E8.2B	DAS Riser
9)Electrical	E8.2C	Cellular Amplification Riser
9)Electrical	E8.3A	Lighting Control System Riser
9)Electrical	E8.3B	Lighting Control System Details
9)Electrical	E8.4A	Access Control System Riser
9)Electrical	E8.4B	Access Control System Door Details
9)Electrical	E8.5A	Surveillance System Riser
9)Electrical	E8.6	Public Address System Riser
9)Electrical	E8.7	Speech Reinforcement System Riser
9)Electrical	E8.8A	Local Sound System Riser
9)Electrical	E8.8B	Local Sound System Riser
9)Electrical	E8.8C	Local Sound System Riser
9)Electrical	E9.01	Lighting Fixture Schedule

Finegold Alexander Architects

PROJECT TEAM:

OWNER:
Leicester Public School
3 Washburn Sq. 3rd Floor
Leicester, MA 01524

Structural Engineer
RSE Associates, Inc.
63 Pleasant St. Ste. 200
Watertown, MA 02472
T: 617.926.9300

MPFP Engineer
BLW Engineers, Inc.
311 Great Road, Post Office Box 1551
Littleton, MA 01460
T: 978.486.4301

Landscape Architect
Warner Larson Landscape Architects
130 West Broadway
Boston, MA 02127
T: 617.464.1440

Electrical Engineer
ART Engineering
38 Front St. Flr 3
Worcester, MA 01608
T: 508.797.7071

Civil Engineer
Nitsch Engineering
2 Center Plaza, Suite 430
Boston, MA 02108
T: 617.338.0063

Geotechnical Engineer
McPhail Associates, LLC
2269 Massachusetts Ave.
Cambridge, MA 02140
T: 617.868.1420

Code Consultant
Jensen Hughes
1 Lincoln St.
Boston, MA 02111
T: 508.538.9409

Kitchen Consultant
Crabtree McGrath Associates, Inc.
161 West Main Street
Georgetown, MA 01833
T: 978.352.8500

Owners Project Manager
NV5
70 Fargo Street, Suite 800
Boston, MA 02210

KEY PLAN:

NORTH

SEAL:

PRELIMINARY NOT FOR CONSTRUCTION

PROJECT INFORMATION:

Leicester Middle School

70 Winslow Ave.
Leicester, MA 01524

PROJECT #: 201601510015
PROJECT ISSUE DATE: 02/13/2020
PROJECT STATUS: Schematic Design

SHEET NAME:

Sheet List

DRAWING HISTORY:

NO.	DATE	DESCRIPTION

SHEET #:

G001

C:\Users\bpearcy\Documents\Leicester School_(Central)_ARC2019_bpearcy.rvt
2/5/2020 1:35:23 PM

DEMOLITION NOTES:

1. SITE PREPARATION AND DEMOLITION SHALL INCLUDE THOSE AREAS WITHIN THE LIMIT OF WORK LINE AS SHOWN ON THE CONTRACT DOCUMENTS.
2. ANY AREA OUTSIDE THE LIMIT OF WORK THAT IS DISTURBED SHALL BE RESTORED TO ITS ORIGINAL CONDITION AT NO ADDITIONAL COST TO THE OWNER.
3. CONSULT ALL OF THE DRAWINGS AND SPECIFICATIONS FOR COORDINATION REQUIREMENTS BEFORE COMMENCING DEMOLITION.
4. THE CONTRACTOR SHALL COORDINATE SITE DEMOLITION EFFORTS WITH ALL TRADES THAT MAY BE AFFECTED BY THE WORK.
5. ALL ITEMS REQUIRING REMOVAL SHALL BE REMOVED TO FULL DEPTH TO INCLUDE BASE MATERIAL AND FOOTINGS OR FOUNDATIONS AS REQUIRED TO FACILITATE CONSTRUCTION, AND LEGALLY DISPOSED OF OFFSITE BY CONTRACTOR.
6. UTILITY PIPES DESIGNATED TO BE ABANDONED IN PLACE SHALL BE PLUGGED AT THEIR ENDS WITH WATERTIGHT BRICK MASONRY OR CEMENT MORTAR WITH A MINIMUM THICKNESS OF 8 INCHES.
7. UTILITY PIPES DESIGNATED TO BE REMOVED SHALL CONSIST OF THE COMPLETE REMOVAL AND DISPOSAL OF THE ENTIRE LENGTH OF PIPE AND BACKFILL AND 95% COMPACTION OF THE VOID WITH ORDINARY BORROW. WHEN THE VOID IS WITHIN THE FOOTPRINT OF THE NEW BUILDING, GRAVEL BORROW SHALL BE USED TO BACKFILL THE VOID.
8. UTILITY STRUCTURES DESIGNATED TO BE ABANDONED IN PLACE SHALL HAVE THEIR CAST IRON CASTINGS REMOVED AND DISPOSED, INLET AND OUTLET PIPES PLUGGED, THE BOTTOM OF THE STRUCTURES SHALL BE BROKEN, THE VOID OF THE STRUCTURES SHALL BE BACKFILLED AND COMPACTED TO 95% WITH ORDINARY BORROW OR FLOWABLE FILL, AND THE TOP OF THE STRUCTURE SHALL BE REMOVED SO THAT IT IS AT LEAST 36 INCHES BELOW FINISH GRADE.
9. UTILITY STRUCTURES DESIGNATED TO BE REMOVED SHALL CONSIST OF THE REMOVAL AND DISPOSAL OF CAST IRON CASTINGS, PLUGGING OF INLET AND OUTLET PIPES, REMOVAL OF THE STRUCTURE, AND BACKFILL AND 95% COMPACTION OF THE VOID WITH ORDINARY BORROW. WHEN HE VOID IS WITHIN THE FOOTPRINT OF THE NEW BUILDING, GRAVEL BORROW SHALL BE USED TO BACKFILL THE VOID.
10. ALL DEBRIS GENERATED DURING SITE PREPARATION ACTIVITIES SHALL BE LEGALLY DISPOSED OF OFFSITE.
11. AT ALL LOCATIONS WHERE EXISTING CURBING, CONCRETE PAVEMENT OR BITUMINOUS CONCRETE ROADWAY ABUTS NEW CONSTRUCTION, THE EDGE OF THE EXISTING CURB OR PAVEMENT SHALL BE SAW CUT TO A CLEAN, SMOOTH EDGE.
12. EXTEND DESIGNATED LIMIT OF WORK AS NECESSARY TO ACCOMPLISH ROUGH GRADING, EROSION CONTROL, TREE PROTECTION, AND SITE WORK AS REQUIRED BY THESE DRAWINGS AND SPECIFICATIONS.
13. THE CONTRACTOR SHALL REMOVE FROM THE SITE ALL RUBBISH AND DEBRIS FOUND THEREON. STORAGE OF SUCH MATERIALS ON THE PROJECT SITE WILL NOT BE PERMITTED. THE CONTRACTOR SHALL LEAVE THE SITE IN SAFE, CLEAN, AND LEVEL CONDITION UPON COMPLETION OF THE SITE DEMOLITION WORK.
14. REMOVE AND STOCKPILE ALL EXISTING SITE LIGHTS, BENCHES, TRASH RECEPTACLES, TRAFFIC SIGNS, GRANITE CURB, AND OTHER SITE IMPROVEMENTS WITHIN LIMIT OF WORK LINE UNLESS OTHERWISE NOTED.
15. ALL EXISTING TREES AND SHRUBS TO REMAIN SHALL BE PROTECTED AND MAINTAINED THROUGHOUT THE TIME OF CONSTRUCTION, AS SPECIFIED AND DIRECTED BY THE LANDSCAPE ARCHITECT.
16. BEFORE ANY TREES OR SHRUBS ARE REMOVED, THE CONTRACTOR SHALL ARRANGE A CONFERENCE ON THE SITE WITH THE OWNER OR OWNER'S REPRESENTATIVE TO IDENTIFY TREES AND SHRUBS THAT ARE TO BE REMOVED, AS WELL AS THOSE WHICH ARE TO BE PROTECTED. DO NOT COMMENCE CLEARING OPERATIONS WITHOUT A CLEAR UNDERSTANDING OF EXISTING CONDITIONS TO BE PRESERVED.
17. THE CONTRACTOR SHALL REMOVE FROM THE AREA OF CONSTRUCTION PAVEMENT, CONCRETE, CURBING, POLES AND FOUNDATIONS, ISLANDS, TREE BERMS AND OTHER FEATURES WITHIN THE LIMITS OF CONSTRUCTION AS REQUIRED TO ACCOMMODATE NEW CONSTRUCTION WHETHER SPECIFIED ON THE DRAWINGS OR NOT.

COST ESTIMATING NOTES:

1. ALL WATER LINES ARE DUCTILE IRON UNLESS OTHERWISE NOTED. ASSUME ALL WATER LINES INSTALLED WITH 5' OF COVER.
2. ASSUME ALL ROADWAY DRAINAGE LINES ARE 12" RCP UNLESS OTHERWISE NOTED. ASSUME ALL DRAIN LINES INSTALLED WITH 6' OF COVER.
3. ASSUME ALL ROOF DRAINAGE LINES ARE 6" CORRUGATED PLASTIC PIPE UNLESS OTHERWISE NOTED. ASSUME ALL DRAIN LINES INSTALLED WITH 4' OF COVER.
4. ASSUME THAT ALL SEWER LINES ARE 8" PVC. ASSUME ALL SEWER LINES INSTALLED WITH 6' OF COVER.
5. ASSUME ALL STRUCTURES ARE 4' INSIDE DIAMETER, EXCEPT FOR DOUBLE CB'S AND STRUCTURES THAT ARE DIRECTLY CONNECTED TO THE UNDER GROUND DETENTION SYSTEM. ASSUME THOSE STRUCTURES ARE 6' INSIDE DIAMETER.
6. SEE MEP PLANS FOR SIZING ELECTRIC, CABLE, TELEPHONE AND LIGHTING.

EROSION AND SEDIMENT CONTROL NOTES:

1. ALL EROSION AND SEDIMENT CONTROL MEASURES SHALL BE CONSTRUCTED AND MAINTAINED IN ACCORDANCE WITH THE LATEST EDITION OF THE "MASSACHUSETTS EROSION AND SEDIMENT CONTROL GUIDELINES FOR URBAN AND SUBURBAN AREAS" PREPARED BY DEPARTMENT OF ENVIRONMENTAL PROTECTION, BUREAU OF RESOURCE PROTECTION, AND THE CURRENT NPDES GENERAL PERMIT FOR STORMWATER DISCHARGES FROM CONSTRUCTION ACTIVITIES.
2. MEANS OF EROSION AND SEDIMENT PROTECTION AS NOTED ON THE DRAWINGS INDICATE MINIMUM RECOMMENDED PROVISIONS. THE CONTRACTOR IS RESPONSIBLE FOR FINAL SELECTION AND PLACEMENT OF EROSION AND SEDIMENTATION CONTROLS BASED ON ACTUAL SITE CONDITIONS AND CONSTRUCTION CONDITIONS. ADDITIONAL MEANS OF PROTECTION SHALL BE PROVIDED BY THE CONTRACTOR AS REQUIRED FOR CONTINUED OR UNFORESEEN EROSION PROBLEMS, OR AS DIRECTED BY CONTROLLING MUNICIPAL AUTHORITIES, AT NO ADDITIONAL EXPENSE TO THE OWNER.
3. AN EROSION CONTROL BARRIER SHALL BE INSTALLED ALONG THE EDGE OF PROPOSED DEVELOPMENT AS INDICATED IN THE PLAN PRIOR TO COMMENCEMENT OF DEMOLITION OR CONSTRUCTION OPERATIONS.
4. SEDIMENT CONTROL MEASURES SHALL BE ADJUSTED TO MEET FIELD CONDITIONS AT THE TIME OF AND DURING ALL PHASES OF CONSTRUCTION AND BE CONSTRUCTED PRIOR TO AND IMMEDIATELY AFTER ANY GRADING OR DISTURBANCE OF EXISTING SURFACE MATERIAL ON THE SITE.
5. AFTER ANY SIGNIFICANT RAINFALL (GREATER THAN 0.25 INCHES OF RAINFALL WITHIN 24 HOURS), SEDIMENT CONTROL STRUCTURES SHALL BE INSPECTED FOR INTEGRITY. ANY DAMAGE SHALL BE CORRECTED IMMEDIATELY.
6. PERIODIC INSPECTION AND MAINTENANCE OF ALL SEDIMENT CONTROL STRUCTURES SHALL BE PROVIDED TO ENSURE THAT THE INTENDED PURPOSE IS ACCOMPLISHED. THE CONTRACTOR SHALL BE RESPONSIBLE FOR ALL SEDIMENT LEAVING THE LIMIT OF WORK. SEDIMENT CONTROL MEASURES SHALL BE IN WORKING CONDITION AT THE END OF EACH WORKING DAY.
7. THE CONTRACTOR SHALL BE RESPONSIBLE FOR PREVENTING SEDIMENT FROM ENTERING ANY STORM DRAINAGE SYSTEM AND FROM BEING CONVEYED TO ANY WETLAND RESOURCE AREA, PUBLIC WAYS, ABUTTING PROPERTY, OR OUTSIDE OF THE PROJECT LIMITS.
8. THE CONTRACTOR SHALL PROTECT ALL DRAINAGE SWALES AND GROUND SURFACES WITHIN THE LIMIT OF WORK FROM EROSIVE CONDITIONS. STRAW BALE, CRUSHED STONE OR EQUIVALENT CHECK DAMS ARE TO BE PROVIDED AT A MAXIMUM OF TWO HUNDRED (200) FOOT SPACING, OR LESS AS SITE-SPECIFIC CONDITIONS WARRANT, WITHIN ALL DRAINAGE SWALES AND DITCHES AND AT UPSTREAM SIDES OF ALL DRAINAGE INLETS.
9. ALL STOCK PILES SHALL BE PROTECTED AND LOCATED A MINIMUM OF 100' FROM EXISTING WETLAND RESOURCE AREAS & WITHIN THE LIMIT OF WORK.
10. ANY SEDIMENT TRACKED ONTO PAVED AREAS SHALL BE SWEPT AT THE END OF EACH WORKING DAY.
11. ALL SEDIMENT RETAINED BY EROSION AND SEDIMENT CONTROL MEASURES SHALL BE LEGALLY DISPOSED OF OFFSITE.
12. TEMPORARY DIVERSION DITCHES, PERMANENT DITCHES, CHANNELS, EMBANKMENTS, AND ANY DENUDED SURFACE THAT WILL BE EXPOSED FOR A PERIOD OF 14 CALENDAR DAYS OR MORE SHALL BE CONSIDERED CRITICAL VEGETATION AREAS. THESE AREAS SHALL BE STABILIZED/PROTECTED WITH APPROPRIATE EROSION CONTROL MATTING OR OTHER EROSION CONTROL METHODS.
13. DUST SHALL BE CONTROLLED BY WATERING OR OTHER APPROVED METHODS AS DIRECTED BY THE PERMITTING AUTHORITY OR OWNER.
14. THE CONTRACTOR SHALL USE TEMPORARY SEEDING, MULCHING, OR OTHER APPROVED STABILIZATION MEASURES TO PROTECT EXPOSED AREAS DURING PROLONGED CONSTRUCTION OR OTHER LAND DISTURBANCE. STOCKPILES THAT WILL BE EXPOSED FOR LONGER THAN 14 DAYS SHALL BE STABILIZED.
15. THE CONTRACTOR IS RESPONSIBLE FOR REMOVAL OF ALL EROSION AND SEDIMENT CONTROLS AT THE COMPLETION OF SITE CONSTRUCTION, BUT ONLY WHEN DIRECTED BY THE CITY/TOWN OF XXXX CONSERVATION AGENT. STABILIZE OR SEED BARE AREAS LEFT AFTER EROSION CONTROL REMOVAL.

GENERAL NOTES:

1. TOPOGRAPHIC DATA, PROPERTY LINE INFORMATION, AND EXISTING SITE FEATURES WERE OBTAINED FROM A PLAN ENTITLED "EXISTING CONDITIONS PLAN, LEICESTER MIDDLE SCHOOL", PREPARED BY NITSCH ENGINEERING, DATED MARCH 2019.
2.
3. FLOODPLAIN INFORMATION WAS OBTAINED FROM THE FLOOD INSURANCE RATE MAP (FIRM) NO. 25027C0782E. THE SITE IS IN ZONE X.
4. THE CONTRACTOR SHALL COMPLY WITH MASSACHUSETTS GENERAL LAWS CHAPTER 82, SECTION 40, AS AMENDED, WHICH STATES THAT NO ONE MAY EXCAVATE IN THE COMMONWEALTH OF MASSACHUSETTS EXCEPT IN AN EMERGENCY WITHOUT 72 HOURS NOTICE, EXCLUSIVE OF SATURDAYS, SUNDAYS, AND LEGAL HOLIDAYS, TO NATURAL GAS PIPELINE COMPANIES, AND MUNICIPAL UTILITY DEPARTMENTS THAT SUPPLY GAS, ELECTRICITY, TELEPHONE, OR CABLE TELEVISION SERVICE IN OR TO THE CITY OR TOWN WHERE THE EXCAVATION IS TO BE MADE. THE CONTRACTOR SHALL CALL "DIG SAFE" AT 1-888-DIG-SAFE.
5. THE CONTRACTOR SHALL COMPLY WITH MASSACHUSETTS GENERAL LAWS CHAPTER 82A, ALSO REFERRED TO AS JACKIE'S LAW, AS DETAILED IN SECTION 520 CMR 14.00 OF THE CODE OF MASSACHUSETTS REGULATIONS.
6. THE CONTRACTOR SHALL COMPLY WITH ALL APPLICABLE FEDERAL, STATE, AND LOCAL LAWS, RULES, REGULATIONS AND SAFETY CODES IN THE CONSTRUCTION OF ALL IMPROVEMENTS.
7. THE LOCATIONS AND ELEVATIONS OF ALL EXISTING UTILITIES ARE APPROXIMATE AND ALL UTILITIES MAY NOT BE SHOWN. PRESENCE AND LOCATIONS OF ALL UTILITIES WITHIN THE LIMIT OF WORK MUST BE DETERMINED BY THE CONTRACTOR PRIOR TO COMMENCEMENT OF CONSTRUCTION ACTIVITY. THE CONTRACTOR SHALL BE RESPONSIBLE FOR IDENTIFYING AND CONTACTING THE CONTROLLING AUTHORITIES AND/OR UTILITY COMPANIES RELATIVE TO THE LOCATIONS AND ELEVATIONS OF THEIR LINES. THE CONTRACTOR SHALL KEEP A RECORD OF ANY DISCREPANCIES OR CHANGES IN THE LOCATIONS OF ANY UTILITIES SHOWN OR ENCOUNTERED DURING CONSTRUCTION. ANY DISCREPANCIES SHALL BE REPORTED TO THE OWNER AND NITSCH ENGINEERING. ANY DAMAGE RESULTING FROM THE FAILURE OF THE CONTRACTOR TO MAKE THESE DETERMINATIONS AND CONTACTS SHALL BE BORNE BY THE CONTRACTOR.
8. THE CONTRACTOR SHALL, THROUGHOUT CONSTRUCTION, TAKE ADEQUATE PRECAUTIONS TO PROTECT ALL WALKS, GRADING, SIDEWALKS AND SITE DETAILS OUTSIDE OF THE LIMIT OF WORK AS DEFINED ON THE DRAWINGS AND SHALL REPAIR AND REPLACE OR OTHERWISE MAKE GOOD AS DIRECTED BY THE ENGINEER OR OWNER'S DESIGNATED REPRESENTATIVE ANY SUCH OR OTHER DAMAGE SO CAUSED.
9. THE CONTRACTOR SHALL BE SOLELY RESPONSIBLE FOR JOB SITE SAFETY AND ALL CONSTRUCTION MEANS AND METHODS.
10. PRIOR TO BEGINNING CONSTRUCTION, THE CONTRACTOR SHALL BECOME FAMILIAR WITH THE SITE AND CONSTRUCTION DOCUMENTS TO DEVELOP A THOROUGH UNDERSTANDING OF THE PROJECT, INCLUDING ANY SPECIAL CONDITIONS AND CONSTRAINTS.
11. IT IS THE CONTRACTOR'S RESPONSIBILITY TO BECOME FAMILIAR WITH THE PROJECT SITE AND TO VERIFY ALL CONDITIONS IN THE FIELD AND REPORT DISCREPANCIES BETWEEN PLANS AND ACTUAL CONDITIONS TO THE OWNER OR OWNER'S REPRESENTATION IMMEDIATELY.
12. THE CONTRACTOR SHALL CONDUCT ALL NECESSARY CONSTRUCTION NOTIFICATIONS AND APPLY FOR AND OBTAIN ALL NECESSARY CONSTRUCTION PERMITS.
13. THE CONTRACTOR IS SOLELY RESPONSIBLE FOR THE ESTABLISHMENT AND USE OF ALL VERTICAL AND HORIZONTAL CONSTRUCTION CONTROLS.
14. ELEVATIONS REFER TO NAVD88.
15. THE CONTRACTOR SHALL COMPLY WITH THE ORDER OF CONDITIONS ISSUED BY THE LEICESTER CONSERVATION COMMISSION
16. FOR SOIL INFORMATION REFER TO GEOTECHNICAL REPORT.

UTILITY NOTES:

1. ALL UTILITY CONNECTIONS ARE SUBJECT TO THE APPROVAL OF, AND GRANTING OF PERMITS BY, THE LOCAL MUNICIPALITY. IT SHALL BE THE SOLE RESPONSIBILITY OF THE CONTRACTOR TO OBTAIN ALL PERMITS AND APPROVALS RELATED TO UTILITY WORK PRIOR TO COMMENCEMENT OF CONSTRUCTION.
2. THE CONTRACTOR SHALL BE SOLELY RESPONSIBLE FOR OBTAINING ALL PERMISSIONS FOR, AND FOR CONDUCTING ALL PREPARATIONS RELATED TO, WORK AFFECTING ANY UTILITIES WITHIN THE JURISDICTION OF ANY NON-MUNICIPAL UTILITY COMPANY, INCLUDING BUT NOT LIMITED TO ELECTRIC, TELEPHONE, AND/OR GAS. THE CONTRACTOR SHALL NOTIFY ALL APPROPRIATE AGENCIES, DEPARTMENTS, AND UTILITY COMPANIES, IN WRITING, AT LEAST 7 DAYS (OR PER UTILITY COMPANY REQUIREMENT) AND NOT MORE THAN 30 DAYS PRIOR TO ANY CONSTRUCTION.
3. THE CONTRACTOR SHALL MAINTAIN UTILITIES SERVICING BUILDINGS AND FACILITIES WITHIN OR OUTSIDE THE PROJECT LIMIT UNLESS THE INTERRUPTION OF SERVICE IS COORDINATED WITH THE OWNER.
4. ALL WATER, SEWER, AND DRAIN WORK SHALL BE PERFORMED ACCORDING TO THE REQUIREMENTS AND STANDARD SPECIFICATIONS OF THE LOCAL MUNICIPALITY.
5. GAS, TELECOMMUNICATIONS AND ELECTRIC SERVICES ARE TO BE DESIGNED BY EACH UTILITY COMPANY IN COORDINATION WITH THE MECHANICAL, ELECTRIC, AND PLUMBING CONSULTANTS.
6. THE CONTRACTOR SHALL COORDINATE CONSTRUCTION ACTIVITIES OF NEW UTILITIES WITH GAS, TELECOMMUNICATION AND ELECTRICAL SERVICES.
7. INSTALL WATER LINES WITH A MINIMUM OF FIVE FEET OF COVER AND A MAXIMUM OF SEVEN FEET COVER FROM THE FINAL DESIGN GRADES.
8. MAINTAIN 10 FEET HORIZONTAL SEPARATION AND 18 INCHES VERTICAL SEPARATION (WATER OVER SEWER) BETWEEN SEWER AND WATER LINES. WHEREVER THERE IS LESS THAN 10 FEET OF HORIZONTAL SEPARATION AND 18 INCHES OF VERTICAL SEPARATION BETWEEN A PROPOSED OR EXISTING SEWER LINE TO REMAIN AND A PROPOSED OR EXISTING WATER LINE TO REMAIN BOTH WATER MAIN AND SEWER MAIN SHALL BE CONSTRUCTED OF MECHANICAL JOINT CEMENT LINED DUCTILE IRON PIPE FOR A DISTANCE OF 10-FEET ON EITHER SIDE OF THE CROSSING. ONE (1) FULL LENGTH OF WATER PIPE SHALL BE CENTERED OVER THE SEWER AT THE CROSSING.
9. THE CONTRACTOR SHALL MAINTAIN ALL EXISTING UTILITIES EXCEPT THOSE NOTED TO BE ABANDONED AND/OR REMOVED & DISPOSED.
10. THE GENERAL CONTRACTOR IS RESPONSIBLE FOR TRENCHING, BACKFILLING, AND SURFACE RESTORATION FOR GAS UTILITY SYSTEMS.
11. ALL ONSITE UTILITIES SHALL BE INSTALLED UNDERGROUND UNLESS OTHERWISE NOTED.
12. ALL EXISTING AND PROPOSED MANHOLE FRAMES, COVERS, VALVES, CLEANOUTS, CASTINGS, ETC. SHALL BE RAISED TO FINISHED GRADE PRIOR TO FINAL GRADING AND PAVING CONSTRUCTION.
13. ALL GRATES IN WALKWAYS SHALL BE ADA COMPLIANT.

PROPOSED LEGEND

- LIMIT OF WORK
- EXISTING UTILITY TO BE ABANDONED, REMOVED AND DISPOSED IF IN CONFLICT WITH NEW SITE IMPROVEMENTS, OR AS INDICATED ON DRAWINGS
- EROSION CONTROL BARRIER
- CONSTRUCTION FENCE
- W — DOMESTIC WATER PIPE
- FP — FIRE PROTECTION PIPE
- S — SANITARY SEWER PIPE
- D — STORM DRAIN PIPE
- G — GAS PIPE
- E — ELECTRIC DUCTBANK
- T/C — TELECOM DUCTBANK
- FUTURE UTILITY, SHOWN FOR INFORMATION ONLY
- INLET PROTECTION
- ELEVATION CONTOURS
- MATCH LINE
- CENTERLINE
- CO — CLEANOUT
- AREA DRAIN
- ACCESS BASIN
- DRAIN MANHOLE
- WATER QUALITY STRUCTURE
- CATCH BASIN
- DOUBLE CATCH BASIN
- WATER QUALITY INLET
- SEWER MANHOLE
- TMH — TELECOM MANHOLE
- EMH — ELECTRIC MANHOLE
- WV — WATER VALVE
- HYD — FIRE HYDRANT

ABBREVIATIONS

AB	ACCESS BASIN
AD	AREA DRAIN
BC	BOTTOM OF CURB ELEVATION
CB	CATCH BASIN
CCB	CAPE COD BERM
CI	CAST IRON
CJ	CONTROL JOINT
CL	CENTER LINE
CO	CLEANOUT
COP	CENTER OF PIPE
CP	CARRIER PIPE
CPP	CORRUGATED POLYETHYLENE PIPE
DCB	DOUBLE CATCH BASIN
DI	DUCTILE IRON PIPE CEMENT LINED
DMH	DRAIN MANHOLE
EHH	ELECTRIC HANDHOLE
EJ	EXPANSION JOINT
EMH	ELECTRIC MANHOLE
FD	FOUNDATION DRAIN
FFE	FINISHED FLOOR ELEVATION
HP	HIGH POINT
HYD	FIRE HYDRANT
INV	INVERT ELEVATION
LF	LINEAR FEET
LOW	LIMIT OF WORK
LP	LOW POINT
LW	LAB WASTE
M&P	MAINTAIN AND PROTECT
NIC	NOT IN CONTRACT
OC	ON CENTER
OCS	OUTLET CONTROL STRUCTURE
PD	PERIMETER DRAIN
PERF	PERFORATED
PVC	POLYVINYL CHLORIDE PIPE
R&D	REMOVE AND DISPOSE OF
R&S	REMOVE AND STOCKPILE
RD	ROOF DRAIN
RIM	RIM ELEVATION
SMH	SEWER MANHOLE
SS	SEWER SERVICE
TC	TOP OF CURB ELEVATION
THH	TELECOM HANDHOLE
TMH	TELECOM MANHOLE
TOP	TOP OF PIPE
TOD	TOP OF DUCT BANK
TYP	TYPICAL
UD	UNDERDRAIN
USD	UNDERSLAB DRAIN
VGC	VERTICAL GRANITE CURB
WQI	WATER QUALITY INLET
WQS	WATER QUALITY STRUCTURE
WV	WATER VALVE

Finegold Alexander Architects

PROJECT TEAM:

OWNER:
Leicester Public School
3 Washburn Sq. 3rd Floor
Leicester, MA 01524

Structural Engineer
RSE Associates, Inc.
63 Pleasant St. Ste. 200
Watertown, MA 02472
T: 617.926.9300

MPFP Engineer
BLW Engineers, Inc.
311 Great Road, Post Office Box 1551
Littleton, MA 01460
T: 978.486.4301

Landscape Architect
Warner Larson Landscape Architects
130 West Broadway
Boston, MA 02127
T: 617.464.1440

Electrical Engineer
ART Engineering
38 Front St. Flr 3
Worcester, MA 01608
T: 508.797.7071

Civil Engineer
Nitsch Engineering
2 Center Plaza, Suite 430
Boston, MA 02108
T: 617.338.0063

Geotechnical Engineer
McPhail Associates, LLC
2269 Massachusetts Ave.
Cambridge, MA 02140
T: 617.868.1420

Code Consultant
Jensen Hughes
1 Lincoln St.
Boston, MA 02111
T: 508.538.9409

Kitchen Consultant
Crabtree McGrath Associates, Inc.
161 West Main Street
Georgetown, MA 01833
T: 978.352.8500

Owners Project Manager
NV5
70 Fargo Street, Suite 800
Boston, MA 02210

KEY PLAN:

SEAL:

PRELIMINARY NOT FOR CONSTRUCTION

PROJECT INFORMATION:

Leicester Middle School

70 Winslow Ave.
Leicester, MA 01524

PROJECT #: 201601510015
PROJECT ISSUE DATE: 02/13/2020
PROJECT STATUS: Schematic Design

SHEET NAME:

CIVIL NOTES, LEGEND, AND ABBREVIATIONS

DRAWING HISTORY:

NO.	DATE	DESCRIPTION

SHEET #:

C000

M&P DRAIN
M&P DRAIN
M&P CB
M&P DRAIN
R&D DMH
R&D DRAIN
EROSION CONTROL BARRIER (TYP.)
LIMIT OF WORK (TYP.)
R&D MH
R&D CB
R&D DMH
R&D CB
M&P CB
M&P DMH
R&D MH
REMOVE ALL UTILITIES WITH BUILDING FOOTPRINT
STEEP SLOPE STABILIZATION (TYP.)
R&D SMH
R&D UTILITY POLE
R&D UTILITY POLE
R&D DMH
R&D HYDRANT
MATCHLINE - SEE SHEET C101
MATCHLINE - SEE SHEET C102

SITE PREPARATION LEGEND

STEEP SLOPE PROTECTION AREA

SCALE:
1" = 30'
30 15 0 30 60

Finegold Alexander Architects

PROJECT TEAM:

OWNER:
Leicester Public School
3 Washburn Sq. 3rd Floor
Leicester, MA 01524

Structural Engineer
RSE Associates, Inc.
63 Pleasant St. Ste. 200
Watertown, MA 02472
T: 617.926.9300

MPFP Engineer
BLW Engineers, Inc.
311 Great Road, Post Office Box 1551
Littleton, MA 01460
T: 978.486.4301

Landscape Architect
Warner Larson Landscape Architects
130 West Broadway
Boston, MA 02127
T: 617.464.1440

Electrical Engineer
ART Engineering
38 Front St. Flr 3
Worcester, MA 01608
T: 508.797.7071

Civil Engineer
Nitsch Engineering
2 Center Plaza, Suite 430
Boston, MA 02108
T: 617.338.0063

Geotechnical Engineer
McPhail Associates, LLC
2269 Massachusetts Ave.
Cambridge, MA 02140
T: 617.868.1420

Code Consultant
Jensen Hughes
1 Lincoln St.
Boston, MA 02111
T: 508.538.9409

Kitchen Consultant
Crabtree McGrath Associates, Inc.
161 West Main Street
Georgetown, MA 01833
T: 978.352.8500

Owners Project Manager
NV5
70 Fargo Street, Suite 800
Boston, MA 02210

KEY PLAN:

SEAL:

PRELIMINARY NOT FOR CONSTRUCTION

PROJECT INFORMATION:
Leicester Middle School

70 Winslow Ave.
Leicester, MA 01524

PROJECT #: 201601510015
PROJECT ISSUE DATE: 02/13/2020
PROJECT STATUS: Schematic Design

SHEET NAME:
EROSION AND SEDIMENTATION CONTROL AND UTILITY DEMOLITION PLAN

DRAWING HISTORY:

NO.	DATE	DESCRIPTION

SHEET #:
C100

Finegold Alexander Architects

PROJECT TEAM:

OWNER:
Leicester Public School
3 Washburn Sq. 3rd Floor
Leicester, MA 01524

Structural Engineer
RSE Associates, Inc.
63 Pleasant St. Ste. 200
Watertown, MA 02472
T: 617.926.9300

MPFP Engineer
BLW Engineers, Inc.
311 Great Road, Post Office Box 1551
Littleton, MA 01460
T: 978.486.4301

Landscape Architect
Warner Larson Landscape Architects
130 West Broadway
Boston, MA 02127
T: 617.464.1440

Electrical Engineer
ART Engineering
38 Front St. Flr 3
Worcester, MA 01608
T: 508.797.7071

Civil Engineer
Nitsch Engineering
2 Center Plaza, Suite 430
Boston, MA 02108
T: 617.338.0063

Geotechnical Engineer
McPhail Associates, LLC
2269 Massachusetts Ave.
Cambridge, MA 02140
T: 617.868.1420

Code Consultant
Jensen Hughes
1 Lincoln St.
Boston, MA 02111
T: 508.538.9409

Kitchen Consultant
Crabtree McGrath Associates, Inc.
161 West Main Street
Georgetown, MA 01833
T: 978.352.8500

Owners Project Manager
NV5
70 Fargo Street, Suite 800
Boston, MA 02210

KEY PLAN:

SEAL:

PRELIMINARY NOT FOR CONSTRUCTION

PROJECT INFORMATION:
Leicester Middle School

70 Winslow Ave.
Leicester, MA 01524

PROJECT #: 201601510015
PROJECT ISSUE DATE: 02/13/2020
PROJECT STATUS: Schematic Design

SHEET NAME:
EROSION AND SEDIMENTATION CONTROL AND UTILITY DEMOLITION PLAN

DRAWING HISTORY:

NO.	DATE	DESCRIPTION

SHEET #:
C101

MATCHLINE - SEE SHEET C100

MATCHLINE - SEE SHEET C101

EXISTING SCHOOL TO BE DEMOLISHED SEE ARCHITECTURAL DRAWINGS

EROSION CONTROL BARRIER (TYP.)

R&D SMH

R&D UTILITY POLE

R&D DMH

R&D HYDRANT

R&D CB

R&D MH

M&P HYDRANT

M&P UTILITY POLES AND OVERHEAD WIRES (TYP)

CUT AND CAP WATER SERVICE AT MAIN

R&D SANITARY SERVICE. PLUG MANHOLE

STABILIZED CONSTRUCTION ENTRANCE

24' CONSTRUCTION GATE

WINSLOW AVENUE

SITE PREPARATION LEGEND

STEEP SLOPE PROTECTION AREA

SCALE:
1" = 30'
30 15 0 30 60

Finegold Alexander Architects

PROJECT TEAM:

OWNER:
Leicester Public School
3 Washburn Sq. 3rd Floor
Leicester, MA 01524

Structural Engineer
RSE Associates, Inc.
63 Peasant St. Ste. 200
Watertown, MA 02472
T: 617.926.9300

MPFP Engineer
BLW Engineers, Inc.
311 Great Road, Post Office Box 1551
Littleton, MA 01460
T: 978.486.4301

Landscape Architect
Warner Larson Landscape Architects
130 West Broadway
Boston, MA 02127
T: 617.464.1440

Electrical Engineer
ART Engineering
38 Front St. Flr 3
Worcester, MA 01608
T: 508.797.7071

Civil Engineer
Nitsch Engineering
2 Center Plaza, Suite 430
Boston, MA 02108
T: 617.338.0063

Geotechnical Engineer
McPhail Associates, LLC
2269 Massachusetts Ave.
Cambridge, MA 02140
T: 617.868.1420

Code Consultant
Jensen Hughes
1 Lincoln St.
Boston, MA 02111
T: 508.538.9409

Kitchen Consultant
Crabtree McGrath Associates, Inc.
161 West Main Street
Georgetown, MA 01833
T: 978.352.8500

Owners Project Manager
NV5
70 Fargo Street, Suite 800
Boston, MA 02210

KEY PLAN:

SEAL:

PRELIMINARY NOT FOR CONSTRUCTION

PROJECT INFORMATION:

Leicester Middle School

70 Winslow Ave.
Leicester, MA 01524

PROJECT #: 201601510015
PROJECT ISSUE DATE: 02/13/2020
PROJECT STATUS: Schematic Design

SHEET NAME:

EROSION AND SEDIMENTATION CONTROL AND UTILITY DEMOLITION PLAN

DRAWING HISTORY:

NO.	DATE	DESCRIPTION

SHEET #:

C102

CONVERT CATCH BASIN TO DRAIN MANHOLE

CONNECT DMH TO EXISTING 15" DRAINS CONTRACTOR TO CONFIRM INVERT PRIOR TO THE START OF CONSTRUCTION AND REPORT TO ENGINEER

12" CPP PERF. COLLECTOR PIPE FOR FIELD DRAINS

6" PERF. CPP UNDERDRAIN

UNDERGROUND DETENTION SYSTEM#1
36" PIPE IN CRUSHED STONE
17,000 CF STORAGE VOLUME

DMH-262

18" CPP

DMH-263

24" CPP

FES3

OCS400

18" CPP

12" CPP

DMH-206

AD-113

CONNECT MANHOLE TO EXISTING 8" SANITARY SEWER

SMH-300
RIM=995.68
INV IN=989.00
INV IN=988.50
INV OUT=988.40

SMH-313
DROP MANHOLE
RIM=999.00
INV OUT=990.35

CONNECT TO EXISTING 12" WATER MAIN

12" PERF. CPP COLLECTOR PIPE FOR FIELD DRAINS

6" CPP

AREA DRAIN

6" PERF. CPP UNDERDRAIN

DMH-205

12" CPP

WQU-400

12" CPP

CB-105

AD-114

SMH-301
RIM=993.00
INV IN=987.00
INV OUT=986.90

8" PVC

8" CPP

12" CPP

CB-126

OIL TANK

CB-120

6" PERF. CPP UNDERDRAIN

GENERATOR

DMH-231

8" CPP

36" PERF. PIPE IN CRUSHED STONE

AD-115

SS-1
INV=990.00

SMH-302
RIM=992.00
INV IN=986.00
INV OUT=985.90

SMH-312
RIM=0.00
INV IN=989.60
INV OUT=989.50

CB-127

DMH-226

12" CPP

DMH-241
DROP MANHOLE

AB-101

DMH-240

12" CPP

AB-102

18" CPP

DMH-242
DROP MANHOLE

18" CPP

DMH-243
DROP MANHOLE

DMH-244
DROP MANHOLE

6" PERF. CPP UNDERDRAIN

AD-112

8" CPP

AD-108

AB-104

8" CPP

8" CPP

SMH-303
RIM=986.40
INV IN=982.50
INV OUT=982.40

PROPOSED BUILDING
FFE=994

DMH-224

DMH-227

12" CPP

DMH-232

CB-121

DMH-247(5'ø)

36" CPP

12" CPP

8" CPP

TRENCH DRAIN

DMH-233

DMH-246(5'ø)

36" PERF. PIPE IN CRUSHED STONE

AB-112

CB-122

12" CPP

DMH-230

DMH-234

12" CPP

DMH-245

CB-124

BIORETENTION BASIN

TRENCH DRAIN

12" CPP

15" CPP

FES1

DMH-229

8" CPP

8" CPP

8" CPP

6" DI DOMESTIS WATER AND 8" DI FIRE PROTECTION SERVICES

AD-111

SMH-311
RIM=994.00
INV IN=989.00
INV OUT=988.90

SS-2
INV=989.90

8" PVC

4" PVC

4" VENT

SS-3
INV=989.90

SMH-304

6" PERF. CPP UNDERDRAIN

DMH-228

36" PERF. PIPE IN CRUSHED STONE

DMH-207

8" PVC

DMH-201

GREASE TRAP

MATCHLINE - SEE SHEET C-202

MATCHLINE - SEE SHEET C-201

SCALE:
1" = 30'
30 15 0 30 60

Finegold Alexander Architects

PROJECT TEAM:

OWNER:
Leicester Public School
3 Washburn Sq. 3rd Floor
Leicester, MA 01524

Structural Engineer
RSE Associates, Inc.
63 Pleasant St. Ste. 200
Watertown, MA 02472
T: 617.926.9300

MPFP Engineer
BLW Engineers, Inc.
311 Great Road, Post Office Box 1551
Littleton, MA 01460
T: 978.486.4301

Landscape Architect
Warner Larson Landscape Architects
130 West Broadway
Boston, MA 02127
T: 617.464.1440

Electrical Engineer
ART Engineering
38 Front St. Flr 3
Worcester, MA 01608
T: 508.797.7071

Civil Engineer
Nitsch Engineering
2 Center Plaza, Suite 430
Boston, MA 02108
T: 617.338.0063

Geotechnical Engineer
McPhail Associates, LLC
2269 Massachusetts Ave.
Cambridge, MA 02140
T: 617.868.1420

Code Consultant
Jensen Hughes
1 Lincoln St.
Boston, MA 02111
T: 508.538.9409

Kitchen Consultant
Crabtree McGrath Associates, Inc.
161 West Main Street
Georgetown, MA 01833
T: 978.352.8500

Owners Project Manager
NV5
70 Fargo Street, Suite 800
Boston, MA 02210

KEY PLAN:

SEAL:

PRELIMINARY NOT FOR CONSTRUCTION

PROJECT INFORMATION:

Leicester Middle School

70 Winslow Ave.
Leicester, MA 01524

PROJECT #: 201601510015
PROJECT ISSUE DATE: 02/13/2020
PROJECT STATUS: Schematic Design

SHEET NAME:

SITE UTILITY PLAN

DRAWING HISTORY:

NO.	DATE	DESCRIPTION

SHEET #:

C200

MATCHLINE - SEE SHEET C-200

MATCHLINE - SEE SHEET C-202

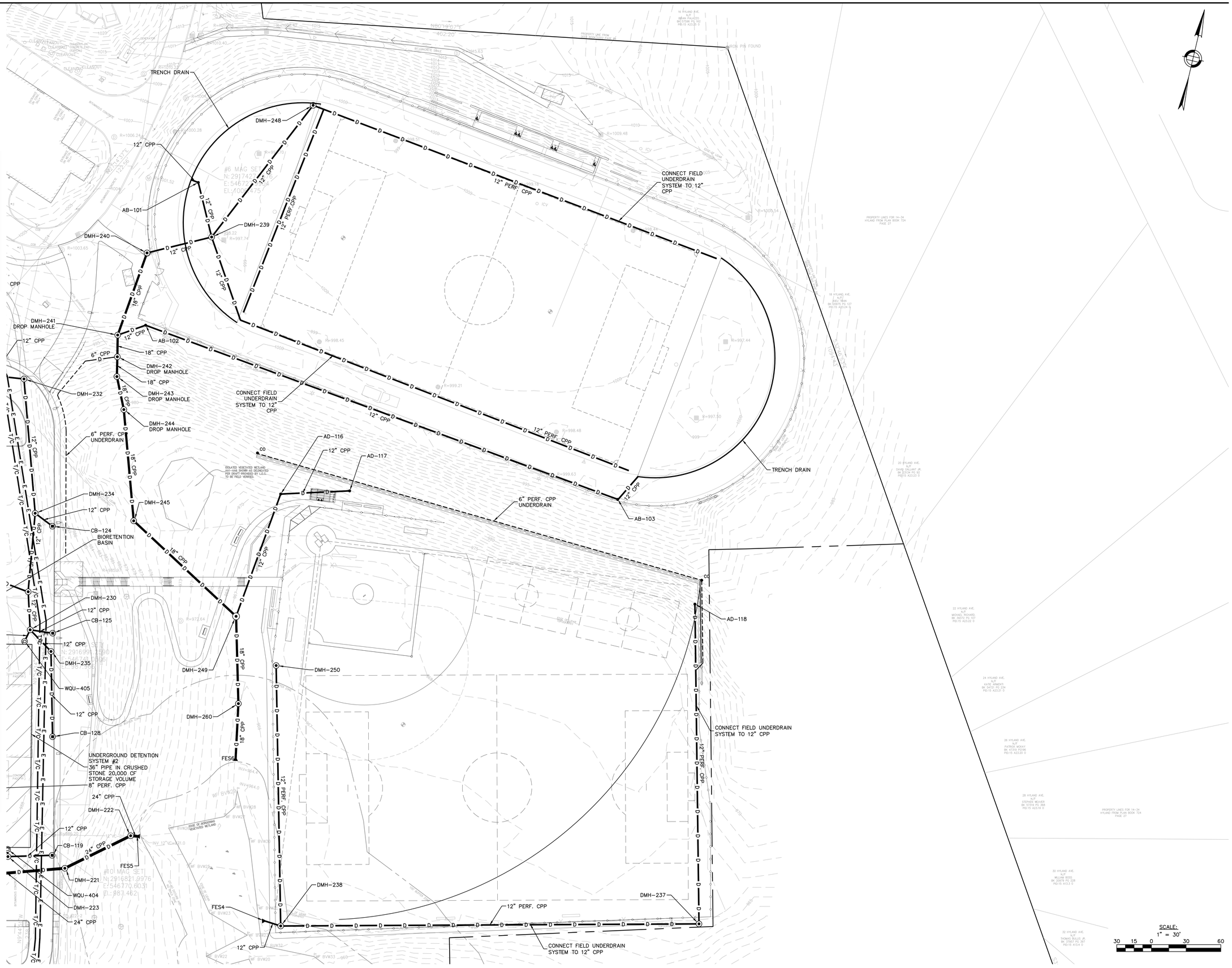

Finegold Alexander Architects

PROJECT TEAM:

OWNER:
Leicester Public School
3 Washburn Sq. 3rd Floor
Leicester, MA 01524

Structural Engineer
RSE Associates, Inc.
63 Pleasant St. Ste. 200
Watertown, MA 02472
T: 617.926.9300

MPFP Engineer
BLW Engineers, Inc.
311 Great Road. Post Office Box 1551
Littleton, MA 01460
T: 978.486.4301

Landscape Architect
Warner Larson Landscape Architects
130 West Broadway
Boston, MA 02127
T: 617.464.1440

Electrical Engineer
ART Engineering
38 Front St. Flr 3
Worcester, MA 01608
T: 508.797.7071

Civil Engineer
Nitsch Engineering
2 Center Plaza, Suite 430
Boston, MA 02108
T: 617.338.0063

Geotechnical Engineer
McPhail Associates, LLC
2269 Massachusetts Ave.
Cambridge, MA 02140
T: 617.868.1420

Code Consultant
Jensen Hughes
1 Lincoln St.
Boston, MA 02111
T: 508.538.9409

Kitchen Consultant
Crabtree McGrath Associates, Inc.
161 West Main Street
Georgetown, MA 01833
T: 978.352.8500

Owners Project Manager
NV5
70 Fargo Street, Suite 800
Boston, MA 02210

KEY PLAN:

SEAL:

PRELIMINARY NOT FOR CONSTRUCTION

PROJECT INFORMATION:

Leicester Middle School

70 Winslow Ave.
Leicester, MA 01524

PROJECT #: 201601510015
PROJECT ISSUE DATE: 02/13/2020
PROJECT STATUS: Schematic Design

SHEET NAME:

SITE UTILITY PLAN

DRAWING HISTORY:

NO.	DATE	DESCRIPTION

SHEET #:

C201

MATCHLINE - SEE SHEET C-200

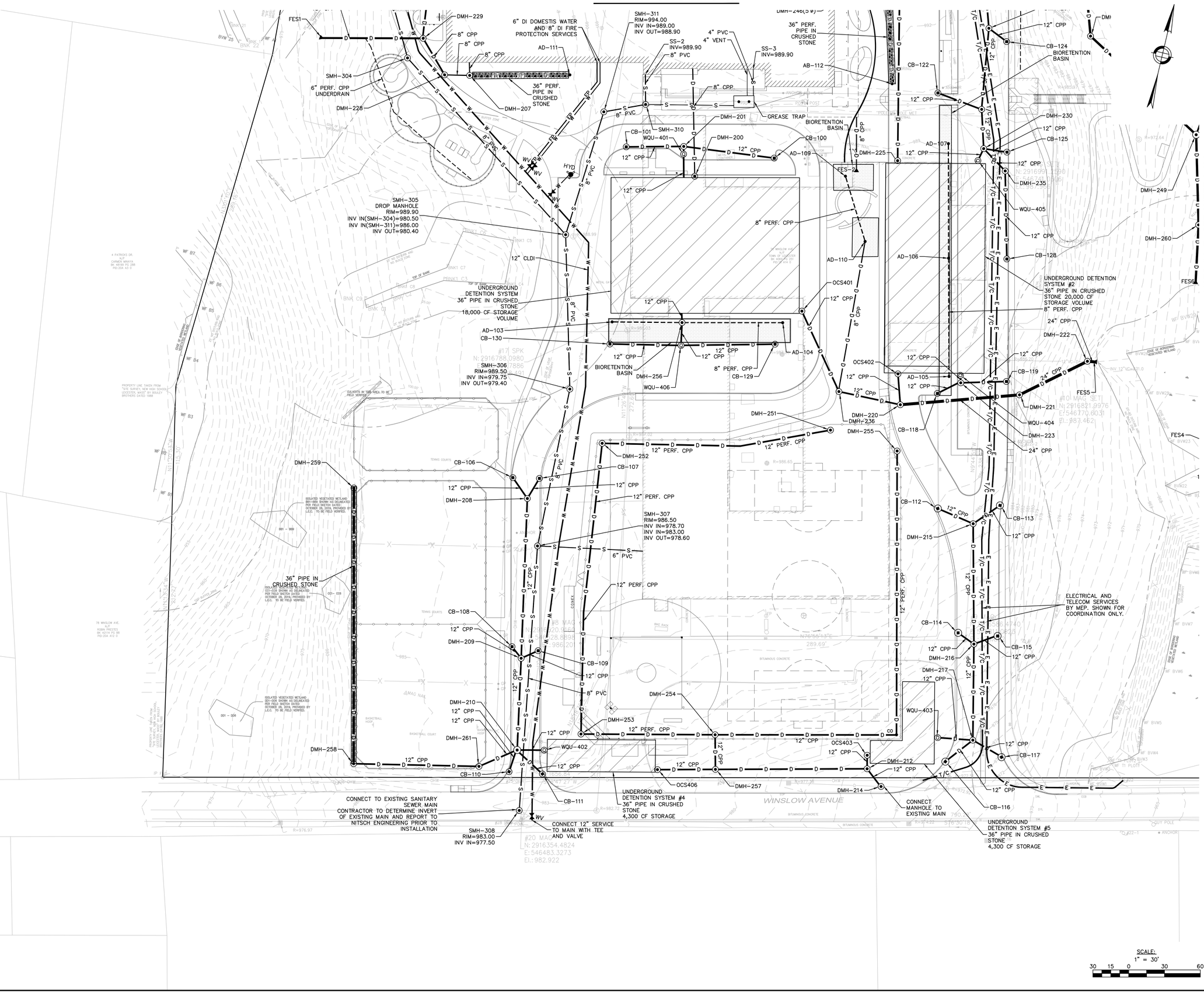

SCALE:
1" = 30'
30 15 0 30 60

Finegold Alexander Architects

PROJECT TEAM:

OWNER:
Leicester Public School
3 Washburn Sq. 3rd Floor
Leicester, MA 01524

Structural Engineer
RSE Associates, Inc.
63 Pleasant St. Ste. 200
Watertown, MA 02472
T: 617.926.9300

MPFP Engineer
BLW Engineers, Inc.
311 Great Road, Post Office Box 1551
Littleton, MA 01460
T: 978.486.4301

Landscape Architect
Warner Larson Landscape Architects
130 West Broadway
Boston, MA 02127
T: 617.464.1440

Electrical Engineer
ART Engineering
38 Front St. Flr 3
Worcester, MA 01608
T: 508.797.7071

Civil Engineer
Nitsch Engineering
2 Center Plaza, Suite 430
Boston, MA 02108
T: 617.338.0063

Geotechnical Engineer
McPhail Associates, LLC
2269 Massachusetts Ave.
Cambridge, MA 02140
T: 617.868.1420

Code Consultant
Jensen Hughes
1 Lincoln St.
Boston, MA 02111
T: 508.538.9409

Kitchen Consultant
Crabtree McGrath Associates, Inc.
161 West Main Street
Georgetown, MA 01833
T: 978.352.8500

Owners Project Manager
NV5
70 Fargo Street, Suite 800
Boston, MA 02210

KEY PLAN:

SEAL:

PRELIMINARY NOT FOR CONSTRUCTION

PROJECT INFORMATION:

Leicester Middle School

70 Winslow Ave.
Leicester, MA 01524

PROJECT #: 201601510015
PROJECT ISSUE DATE: 02/13/2020
PROJECT STATUS: Schematic Design

SHEET NAME:

SITE UTILITY PLAN

DRAWING HISTORY:

NO.	DATE	DESCRIPTION

SHEET #
C202

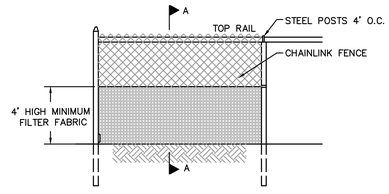

ELEVATION

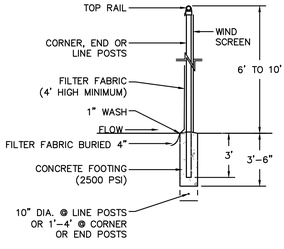

SECTION

1. CHAINLINK FENCE SHALL BE FASTENED SECURELY TO FENCE POSTS WITH WIRE TIES.
2. FILTER FABRIC SHALL BE FASTENED SECURELY TO CHAINLINK FENCE WITH TIES SPACED HORIZONTALLY 24" AS THE TOP AND MIDSECTION.
3. WHEN TWO SECTIONS OF FILTER FABIRC ADJOIN EACH OTHER, THEY SHALL BE OVERLAPPED BY 6"
4. MAINTENANCE SHALL BE PERFORMED AS NEEDED AND MATERIAL SHALL BE REMOVED WHEN SEDIMENT BUILD-UP REACHES 50% OF THE HEIGHT OF THE FILTER FABRIC.
5. MAINTENANCE OF SILT FENCE SHALL BE RECORDED TO IN THE SWPPP

EROSION CONTROL BARRIER
SUPER SILT FENCE

NOT TO SCALE

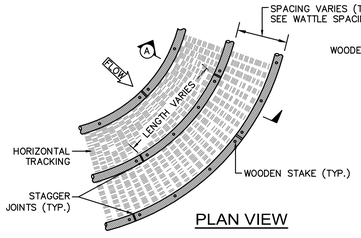

PLAN VIEW

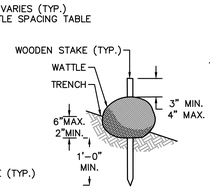

TYPICAL SECTION
WATTLE DETAIL

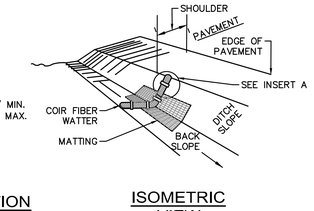

ISOMETRIC
VIEW

WATTLE SPACING TABLE	
SLOPE	MAX. SPACING
1:1	10'-0"
2:1	20'-0"
3:1	30'-0"
4:1	40'-0"

WATTLE SLOPE PROTECTION NOTES:

1. SECURELY KNOT EACH END OF WATTLE. ABUT ADJACENT WATTLES TIGHTLY, END TO END, WITHOUT OVERLAPPING THE ENDS.
2. PILOT HOLES MAY BE DRIVEN THROUGH THE WATTLES AND INTO THE SOIL WHEN SOIL CONDITIONS REQUIRE
3. WATTLES SHALL BE INSPECTED REGULARLY, AND IMMEDIATELY AFTER A RAINFALL PRODUCES RUNOFF, TO ENSURE THEY REMAIN THOROUGHLY ENTRENCHED AND IN CONTACT WITH THE SOIL.
4. ONLY INSTALL WATTLE(S) TO A HEIGHT IN DITCH SO FLOW WILL NOT WASH AROUND WATTLE AND SCOUR DITCH SLOPES AND AS DIRECTED.

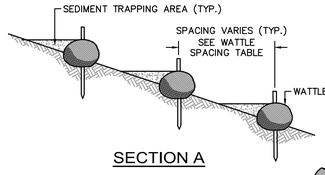

SECTION A

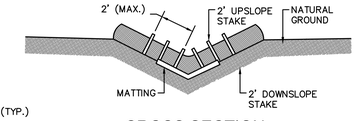

CROSS SECTION
VEE DITCH

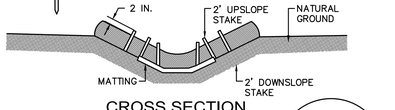

CROSS SECTION
TRAPEZOIDAL DITCH

TYPES OF WATTLES
- COIR (COCONUT FIBER)
- COMPOST
- STRAW



INSERT A

EROSION CONTROL BARRIER
WATTLES - STEEP SLOPE PROTECTION

NOT TO SCALE

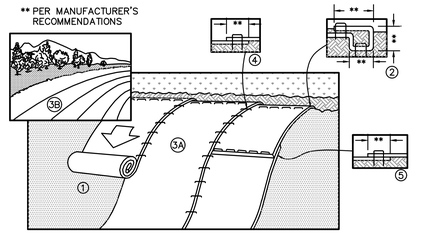

SLOPE INSTALLATION

NOTES:

1. PREPARE SOIL BEFORE INSTALLING EROSION CONTROL BLANKETS (ECB's), INCLUDING ANY NECESSARY APPLICATION OF LIME, FERTILIZER, AND SEED.
2. BEGIN AT THE TOP OF THE SLOPE BY ANCHORING THE ECB's IN ACCORDANCE WITH THE MANUFACTURER'S RECOMMENDATIONS. APPLY SEED TO COMPACTED SOIL AND FOLD REMAINING PORTION OF ECB's BACK OVER SEED AND COMPACTED SOIL. SECURE ECB's OVER COMPACTED SOIL WITH A ROW OF STAKES/STAPLES SPACED ACCORDANCE TO THE MANUFACTURER'S RECOMMENDATIONS ACROSS THE WIDTH OF THE ECB's.
3. ROLL THE ECB's DOWN (A) OR HORIZONTALLY (B) ACROSS THE SLOPE. ECB's WILL UNROLL WITH APPROPRIATE SIDE AGAINST THE SOIL SURFACE. ALL ECB's MUST BE SECURELY FASTENED TO SOIL SURFACE BY PLACING STAKES/STAPLES IN APPROPRIATE LOCATIONS AS SHOWN ON THE STAKE/STAPLE PATTERN GUIDE.
4. THE EDGES OF PARALLEL ECB's MUST BE STAKED/STAPLED WITH OVERLAP DEPENDING ON ECB's TYPE. SEE THE MANUFACTURER'S RECOMMENDATIONS.
5. CONSECUTIVE ECB's SPLICED DOWN THE SLOPE MUST BE PLACED END OVER END (SHINGLE STYLE) WITH AN OVERLAP (SEE THE MANUFACTURER'S RECOMMENDATIONS). STAKE/STAPLE THROUGH OVERLAPPED AREA, ACROSS ENTIRE ECB's WIDTH PER MANUFACTURER'S RECOMMENDATIONS.
6. IN LOOSE SOIL CONDITIONS, THE USE OF STAKE OR STAPLE LENGTHS GREATER THAN 6" MAY BE NECESSARY TO PROPERLY SECURE THE ECB's.
7. THE CONTRACTOR SHALL FOLLOW ALL INSTALLATION INSTRUCTIONS AS RECOMMENDED BY THE MANUFACTURER.

TEMPORARY EROSION CONTROL
BLANKET FOR STEEP SLOPES DETAIL

NOT TO SCALE

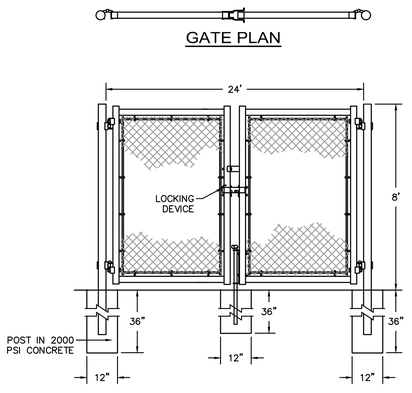

DOUBLE GATE ELEVATION

24' WIDE DOUBLE GATE

NOT TO SCALE

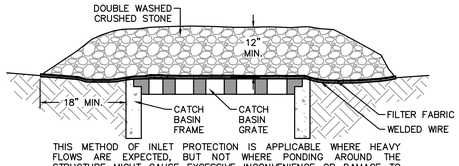

THIS METHOD OF INLET PROTECTION IS APPLICABLE WHERE HEAVY FLOWS ARE EXPECTED, BUT NOT WHERE PONDING AROUND THE STRUCTURE MIGHT CAUSE EXCESSIVE INCONVENIENCE OR DAMAGE TO ADJACENT STRUCTURES AND UNPROTECTED AREAS. THIS METHOD NOT ACCEPTABLE IN ACTIVE TRAFFIC AREAS.

INLET PROTECTION
CATCH BASIN W/ GRAVEL

NOT TO SCALE

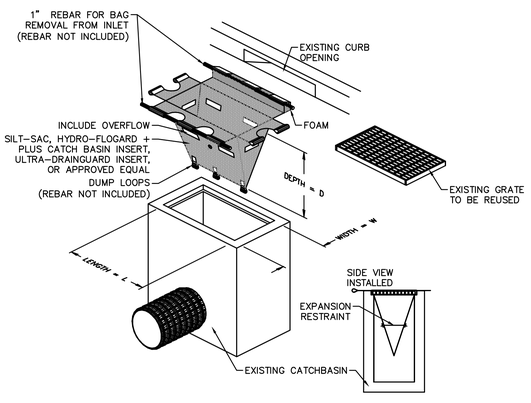

THIS METHOD OF INLET PROTECTION IS APPLICABLE WHERE THE INLET DRAINS SHEET, OVERLAND OR CONCENTRATED FLOWS (NOT GREATER THAN 1 CFS). THE METHOD CAN DRAIN FLAT AREA TO STEEP SLOPES. INLET CAPACITY WILL BE DECREASED WITH THIS METHOD AND THE CONTRACTOR SHALL EXPECT PONDING DURING HIGH FLOW EVENTS.

INLET PROTECTION
CATCH BASIN W/ SILTATION SACK

NOT TO SCALE

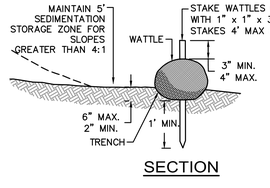

SECTION

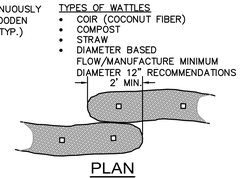

PLAN

WATTLES - SLOPE PROTECTION FOR SLOPES LESS THAN 10:1

NOT TO SCALE

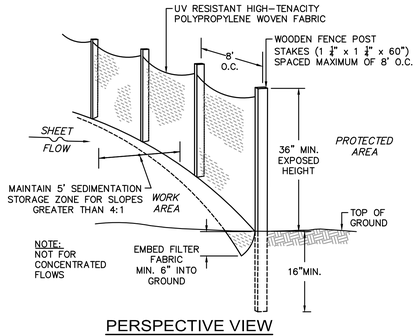

PERSPECTIVE VIEW

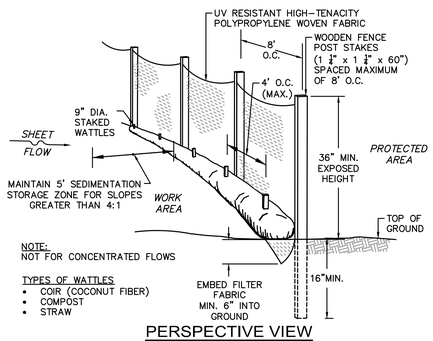

PERSPECTIVE VIEW

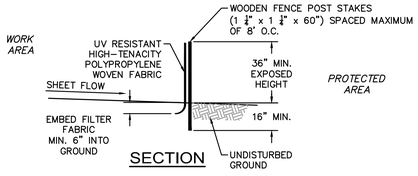

PERIMETER PROTECTION BARRIER

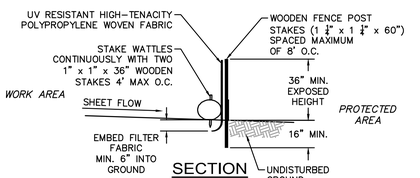

PERIMETER PROTECTION BARRIER
SILT FENCE DETAIL WITH WATTLES

NOT TO SCALE

Finegold Alexander Architects

PROJECT TEAM:

OWNER:
Leicester Public School
3 Washburn Sq. 3rd Floor
Leicester, MA 01524

Structural Engineer
RSE Associates, Inc.
63 Pleasant St. Ste. 200
Watertown, MA 02472
T: 617.926.9300

MPFP Engineer
BLW Engineers, Inc.
311 Great Road, Post Office Box 1551
Littleton, MA 01460
T: 978.486.4301

Landscape Architect
Warner Larson Landscape Architects
130 West Broadway
Boston, MA 02127
T: 617.464.1440

Electrical Engineer
ART Engineering
38 Front St. Flr 3
Worcester, MA 01608
T: 508.797.7071

Civil Engineer
Nitsch Engineering
2 Center Plaza, Suite 430
Boston, MA 02108
T: 617.338.0063

Geotechnical Engineer
McPhail Associates, LLC
2269 Massachusetts Ave.
Cambridge, MA 02140
T: 617.868.1420

Code Consultant
Jensen Hughes
1 Lincoln St.
Boston, MA 02111
T: 508.538.9409

Kitchen Consultant
Crabtree McGrath Associates, Inc.
161 West Main Street
Georgetown, MA 01833
T: 978.352.8500

Owners Project Manager
NV5
70 Fargo Street, Suite 800
Boston, MA 02210

KEY PLAN:

SEAL:

PRELIMINARY NOT FOR CONSTRUCTION

PROJECT INFORMATION:

Leicester Middle School

70 Winslow Ave.
Leicester, MA 01524

PROJECT #: 201601510015
PROJECT ISSUE DATE: 02/13/2020
PROJECT STATUS: Schematic Design

SHEET NAME:

EROSION AND SEDIMENTATION CONTROL DETAILS

DRAWING HISTORY:

NO.	DATE	DESCRIPTION

SHEET #:

C300

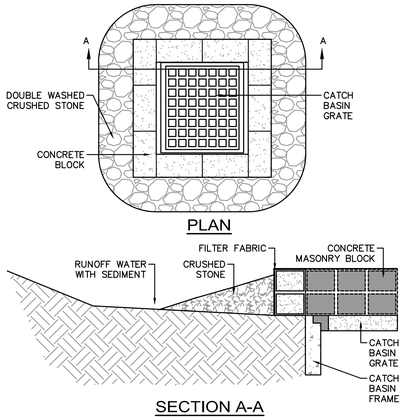

PLAN

SECTION A-A

THIS METHOD OF INLET PROTECTION IS APPLICABLE WHERE HEAVY FLOWS ARE EXPECTED AND WHERE AN OVERFLOW CAPACITY IS NECESSARY TO PREVENT EXCESSIVE PONDING AROUND STRUCTURE.

INLET PROTECTION ③
CATCH BASIN W/ BLOCK AND GRAVEL

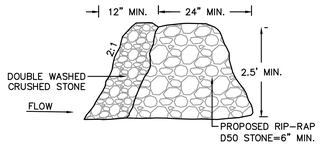

RIP-RAP CHECK DAM

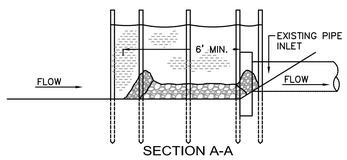

SECTION A-A

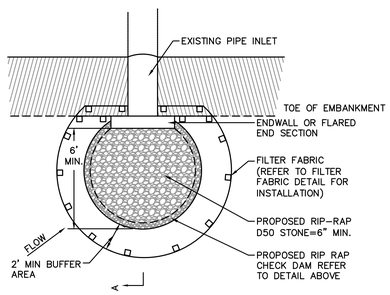

SILT FENCE CULVERT
INLET PROTECTION

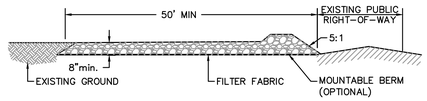

SIDE ELEVATION

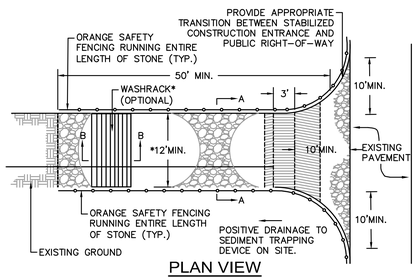

PLAN VIEW

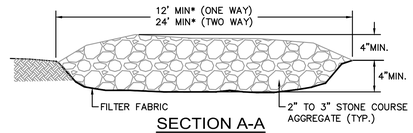

SECTION A-A

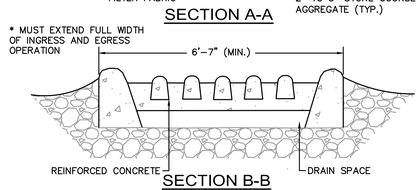

SECTION B-B

CONSTRUCTION SPECIFICATIONS

CONSTRUCTION SPECIFICATIONS

LENGTH – GREATER THAN OR EQUAL TO 50 FEET

WIDTH – TWELVE FOOT MINIMUM (ONE WAY), TWENTY FOUR FOOT MINIMUM (TWO WAY), BUT NOT LESS THAN THE FULL WIDTH AT POINTS WHERE INGRESS OR EGRESS OCCURS.

SURFACE WATER – ALL SURFACE WATER FLOWING OR DIVERTED TOWARD CONSTRUCTION ENTRANCES SHALL BE PIPED ACROSS THE ENTRANCE. IF PIPING IS IMPRACTICAL, A MOUNTABLE BERM SHALL BE PERMITTED.

THICKNESS – 8"

MAINTENANCE – THE ENTRANCE SHALL BE MAINTAINED IN A CONDITION WHICH SHALL PREVENT TRACKING OR FLOWING OF SEDIMENT ONTO PUBLIC RIGHTS-OF-WAY. THIS MAY REQUIRE PERIODIC TOP DRESSING WITH ADDITIONAL STONE AS CONDITIONS DEMAND AND REPAIR OR CLEANOUT OF ANY MEASURES USED TO TRAP SEDIMENT. ALL SEDIMENT SPILLED, DROPPED, WASHED OR TRACKED ONTO PUBLIC RIGHTS-OF-WAY MUST BE REMOVED IMMEDIATELY.

PERIODIC INSPECTION AND NEEDED MAINTENANCE SHALL BE PROVIDED.

STABILIZED CONSTRUCTION ENTRANCE

GATE PLAN

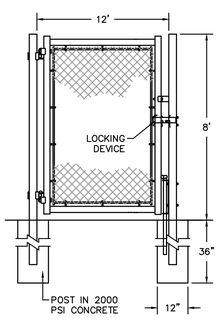

SINGLE GATE ELEVATION

12' WIDE EMERGENCY GATE
NOT TO SCALE

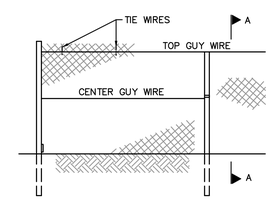

ELEVATION

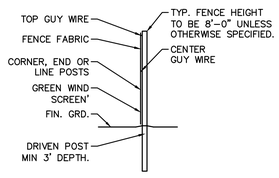

SECTION A-A

CONSTRUCTION FENCE AND GATE NOTES

1. FABRIC SHALL BE 0.148" WIRE, WOVEN INTO APPROXIMATELY 2" DIAMOND MESH.
2. THE FENCE FABRIC SHALL BE ZINC COATED STEEL OR ALUMINUM COATED STEEL.
3. FENCE POSTS SHALL RECEIVE THE SAME COATING AND TREATMENT AS THE FENCE FABRIC (DESCRIBED ABOVE).
4. THE CONTRACTOR SHALL ADD A GREEN WIND SCREEN
5. LINE POSTS SHALL BE 2½" O.D. END OR CORNER POSTS SHALL BE 3" O.D.
6. THE CONTRACTOR IS RESPONSIBLE FOR SURFACE RESTORATION ONCE THE FENCE IS REMOVED.
7. THE CONTRACTOR SHALL REMOVE AND DISPOSE OF THE TEMPORARY CONSTRUCTION FENCE AT THE CONCLUSION OF THE PROJECT.

CHAIN LINK CONSTRUCTION FENCE
NOT TO SCALE

Finegold Alexander Architects

PROJECT TEAM:

OWNER:
Leicester Public School
3 Washburn Sq. 3rd Floor
Leicester, MA 01524

Structural Engineer
RSE Associates, Inc.
63 Pleasant St. Ste. 200
Watertown, MA 02472
T: 617.926.9300

MPFP Engineer
BLW Engineers, Inc.
311 Great Road, Post Office Box 1551
Littleton, MA 01460
T: 978.486.4301

Landscape Architect
Warner Larson Landscape Architects
130 West Broadway
Boston, MA 02127
T: 617.464.1440

Electrical Engineer
ART Engineering
38 Front St. Flr 3
Worcester, MA 01608
T: 508.797.7071

Civil Engineer
Nitsch Engineering
2 Center Plaza, Suite 430
Boston, MA 02108
T: 617.338.0063

Geotechnical Engineer
McPhail Associates, LLC
2269 Massachusetts Ave.
Cambridge, MA 02140
T: 617.868.1420

Code Consultant
Jensen Hughes
1 Lincoln St.
Boston, MA 02111
T: 508.538.9409

Kitchen Consultant
Crabtree McGrath Associates, Inc.
161 West Main Street
Georgetown, MA 01833
T: 978.352.8500

Owners Project Manager
NV5
70 Fargo Street, Suite 800
Boston, MA 02210

KEY PLAN:

SEAL:

PRELIMINARY NOT FOR CONSTRUCTION

PROJECT INFORMATION:

Leicester Middle School

70 Winslow Ave.
Leicester, MA 01524

PROJECT #: 201601510015
PROJECT ISSUE DATE: 02/13/2020
PROJECT STATUS: Schematic Design

SHEET NAME:
EROSION AND SEDIMENTATION CONTROL DETAILS

DRAWING HISTORY:

NO.	DATE	DESCRIPTION

SHEET #:
C301

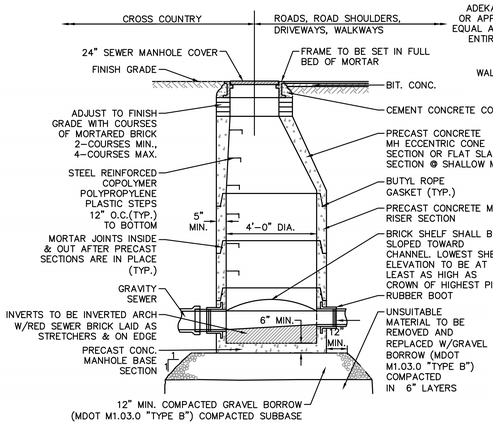

TYPICAL SEWER MANHOLE DETAIL

NOT TO SCALE

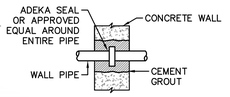

SEAL DETAIL

NOTE: TO BE USED FOR ALL PIPES PASSING THROUGH WALLS

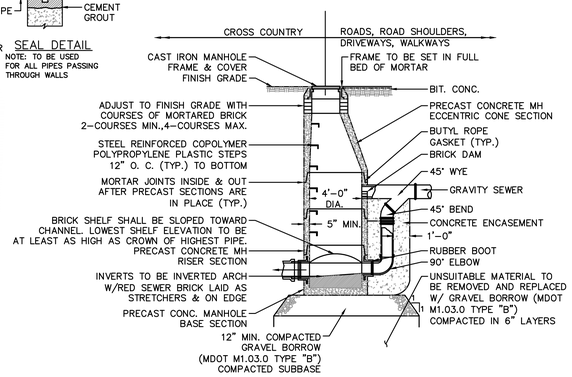

DROP SEWER MANHOLE DETAIL

NOT TO SCALE

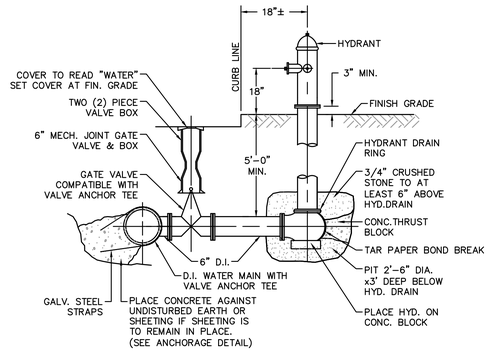

NOTE: ALL JOINTS ON HYDRANT BRANCH TO BE RESTRAINED JOINTS

FIRE HYDRANT DETAIL

NOT TO SCALE

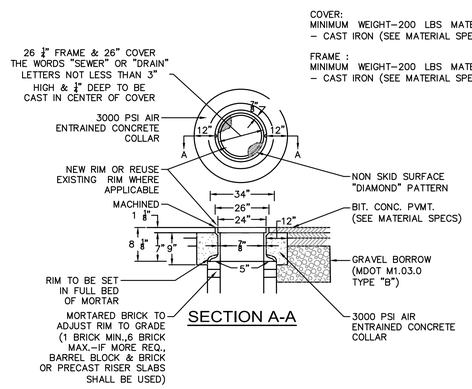

SECTION A-A

1.) FRAME AND COVER (SEE MATERIAL SPECIFICATIONS)
2.) ALL RIMS TO BE RAISED TO FINISH GRADE AFTER BINDER COURSE OR LEVELING COURSE PVMT. HAS BEEN PLACED

MANHOLE FRAME, COVER & SETTING DETAIL

NOT TO SCALE

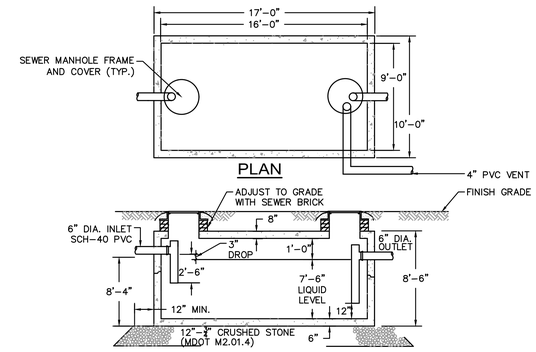

PLAN

ELEVATION

SPECIFICATIONS:

1. CONCRETE MINIMUM STRENGTH – 5,000 PSI @ 28 DAYS
2. STEEL REINFORCEMENT – ASTM A615 GR. 60, A185 OR A497 – 1" MIN. COVER
3. DESIGN LOADING – AASHTO HS20–44 – EARTH COVER 0 TO 5 FEET
4. WATER TABLE – AT SURFACE
5. CONSTRUCTION JOINT – SEALED WITH 1" DIA. BUTYL RUBBER OR EQUIVALENT

8,000 GALLON GREASE TRAP DETAIL

NOT TO SCALE

W=MAXIMUM TRENCH WIDTH PW = MAXIMUM PAVING WIDTH = W + 1'–0" D=OUTSIDE DIAMETER
UNSHEATHED TRENCH: W = D + 2': 3'–0" MIN.
SHEATHED TRENCH: W = D + 2' + SHEATHING WIDTH: 4'–2" MIN. WITHOUT WALERS 5'–0" MIN. WITH WALERS
TRENCH BOX OR HYDRAULIC SHORING: W = D + 2' + (WALL SHIELD WIDTH ≤ 8") + 1' FOR TRENCH BOX

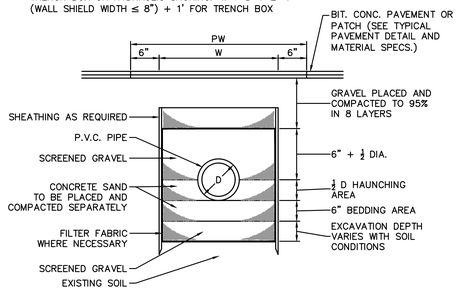

PVC PIPE TRENCH DETAIL

NOT TO SCALE

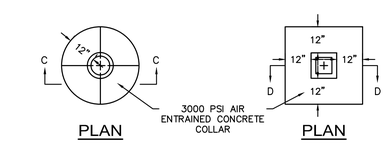

PLAN

PLAN

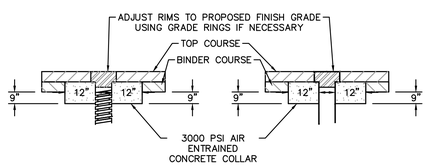

SECTION C-C ROUND

SECTION D-D SQUARE

NOTE:
ALL GATE BOX RIMS TO BE RAISED TO FINISH GRADE AFTER BINDER COURSE OR LEVELING COURSE PVMT HAS BEEN PLACED.

WATER GATE BOX DETAIL

NOT TO SCALE

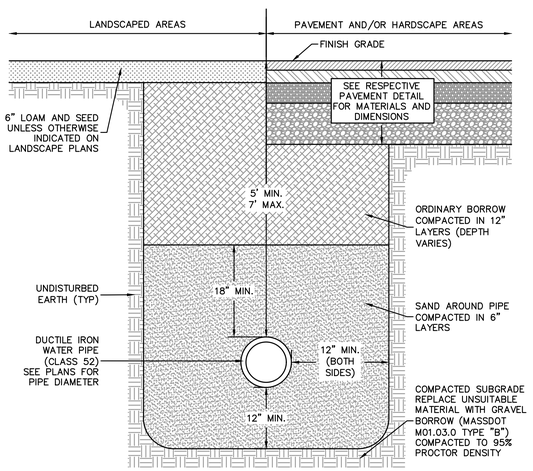

WATER TRENCH DETAIL

NOT TO SCALE

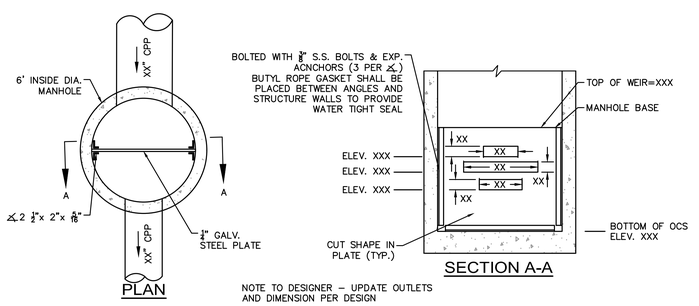

PLAN

SECTION A-A

NOTE TO DESIGNER – UPDATE OUTLETS AND DIMENSION PER DESIGN

UNDERGROUND DETENTION/INFILTRATION BASIN OUTLET CONTROL STRUCTURE

NOT TO SCALE

Finegold Alexander Architects

PROJECT TEAM:

OWNER:
Leicester Public School
3 Washburn Sq. 3rd Floor
Leicester, MA 01524

Structural Engineer
RSE Associates, Inc.
63 Pleasant St. Ste. 200
Watertown, MA 02472
T: 617.926.9300

MPFP Engineer
BLW Engineers, Inc.
311 Great Road, Post Office Box 1551
Littleton, MA 01460
T: 978.486.4301

Landscape Architect
Warner Larson Landscape Architects
130 West Broadway
Boston, MA 02127
T: 617.464.1440

Electrical Engineer
ART Engineering
38 Front St. Flr 3
Worcester, MA 01608
T: 508.797.7071

Civil Engineer
Nitsch Engineering
2 Center Plaza, Suite 430
Boston, MA 02108
T: 617.338.0063

Geotechnical Engineer
McPhail Associates, LLC
2269 Massachusetts Ave.
Cambridge, MA 02140
T: 617.868.1420

Code Consultant
Jensen Hughes
1 Lincoln St.
Boston, MA 02111
T: 508.538.9409

Kitchen Consultant
Crabtree McGrath Associates, Inc.
161 West Main Street
Georgetown, MA 01833
T: 978.352.8500

Owners Project Manager
NV5
70 Fargo Street, Suite 800
Boston, MA 02210

KEY PLAN:

SEAL:

PRELIMINARY NOT FOR CONSTRUCTION

PROJECT INFORMATION:

Leicester Middle School

70 Winslow Ave.
Leicester, MA 01524

PROJECT #: 201601510015
PROJECT ISSUE DATE: 02/13/2020
PROJECT STATUS: Schematic Design

SHEET NAME:
UTILITY DETAILS

DRAWING HISTORY:

NO.	DATE	DESCRIPTION

SHEET #:
C302

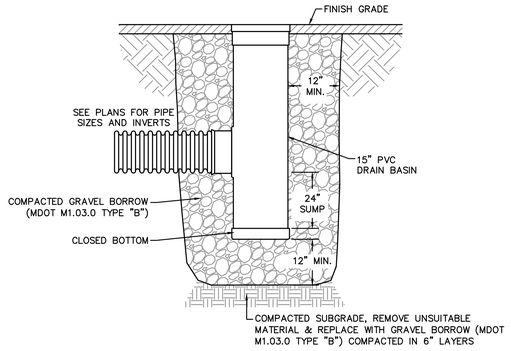

SECTION VIEW

NOTES:
1. FRAME AND GRATE SHALL BE DUCTILE IRON CONFORMING TO ASTM A536 GRADE 70–50–05.
2. 15" AREA DRAINS SHALL BE NYLOPLAST MODEL 2815 AS MANUFACTURED BY ADVANCED DRAINAGE SYSTEMS, INC., OR APPROVED EQUAL.
3. AREA DRAINS SHALL BE CUSTOM MANUFACTURED ACCORDING TO THE PLANS AND DETAIL.
4. CASTINGS SHALL BE FURNISHED WITH A BLACK PAINT.
5. SEE PLANS FOR LAYOUT AND ELEVATIONS OF DRAIN PIPES TO AREA DRAINS.

15" AREA DRAIN DETAIL

NOT TO SCALE

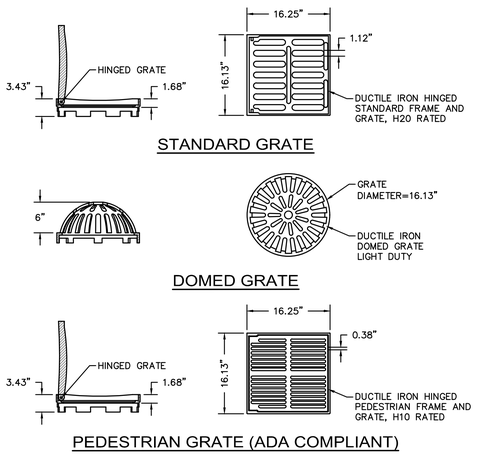

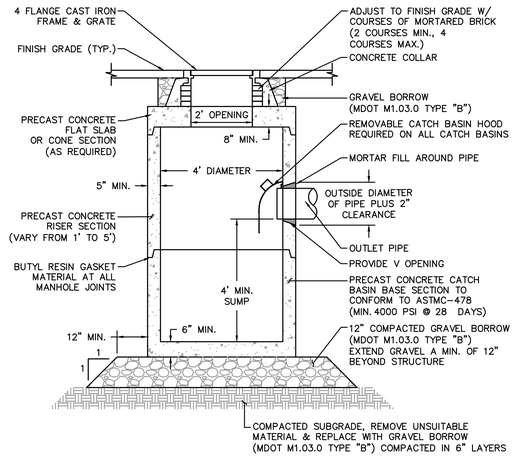

TYPICAL CATCH BASIN DETAIL

NOT TO SCALE

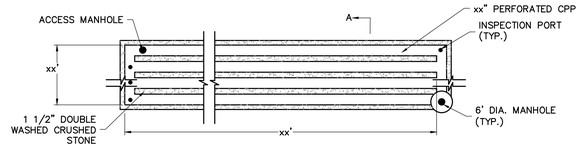

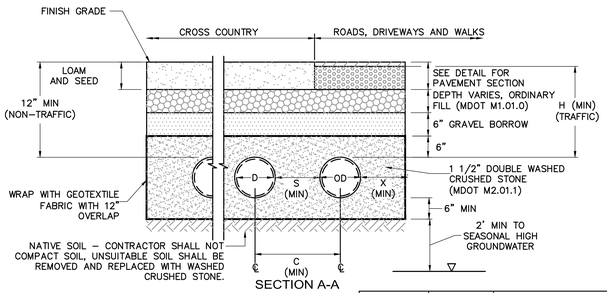

NOMINAL DIAMETER (D)	OUTSIDE DIAMETER (OD)	MIN. SPACING			
		C	S	X	H
24"	28"	40.7"	13"	10"	12"
36"	42"	63"	22"	18"	12"

UNDERGROUND STORMWATER RECHARGE SYSTEM DETAIL

NOT TO SCALE

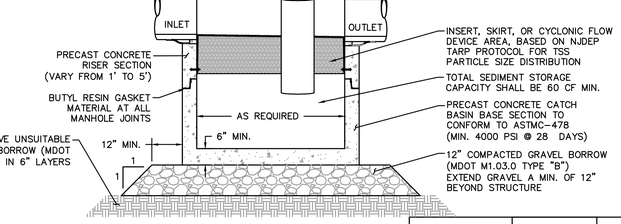

NOTE :

1. THE USE OF FLEXIBLE CONNECTIONS IS RECOMMENDED AT THE INLET AND OUTLET WHERE APPLICABLE.
2. THE COVER SHOULD BE POSITIONED OVER THE OUTLET DROP PIPE AND THE OIL CLEANOUT PIPE.
3. STRUCTURE DESIGNED FOR H20 LOADING

STRUCTURE NAME	MINIMUM WQF	PEAK FLOW RATE*	MINIMUM SEDIMENT STORAGE CAPACITY
WQS#XXX	X.XX CFS	X.XX CFS	XX CF
WQS#XXX	X.XX CFS	X.XX CFS	XX CF

* PEAK FLOW RATE BASED ON RATIONAL ANALYSIS FOR A 25–YEAR STORM EVENT. STRUCTURE SHALL BE ABLE TO PASS PEAK FLOW RATE WITHOUT CAUSING A BACKWATER CONDITION.

WATER QUALITY STRUCTURE DETAIL

NOT TO SCALE

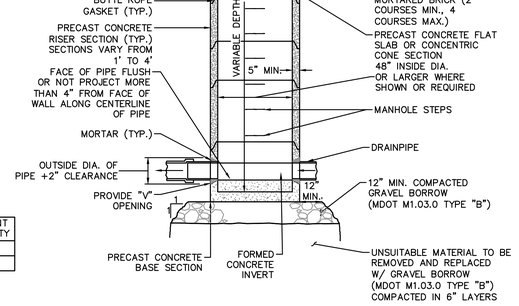

TYPICAL DRAIN MANHOLE DETAIL

NOT TO SCALE

NOTES TO DESIGNER:

90% TSS W/ PRETREATMENT (FILTER STRIP, GRASS CHANNEL, WQ SWALE, GRASS/GRAVEL COMBO, OR PEA DIAPHRAGM W/ FILTER STRIP)

SIZE FOR 5–7% OF AREA DRAINING TO BASIN. SIZE FOR WATER QUALITY VOLUME IF USED FOR TREATMENT, RECHARGE VOLUME IF USED FOR RECHARGE, OR LARGER OF 2 IF USED FOR BOTH.

30" PLANTING SOIL FOR NITROGEN REMOVAL

36" PLANTING SOIL FOR TREES AND SHRUBS

DRAIN W/IN 72 HOURS

SIZE FILTER STRIP PER DEP

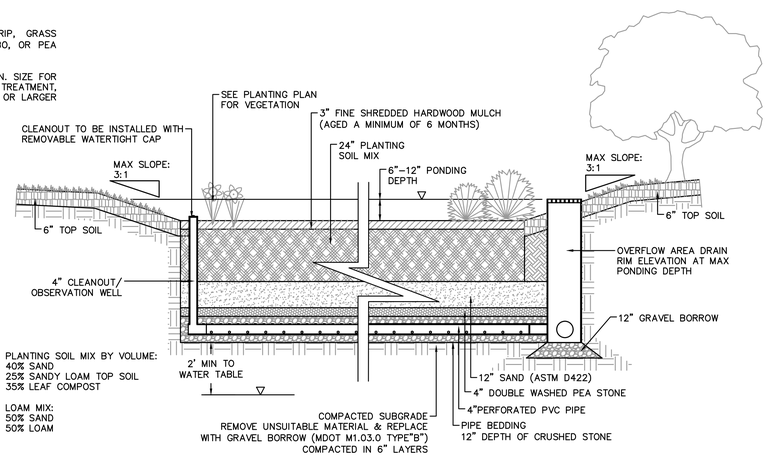

BIORETENTION BASIN

NOT TO SCALE

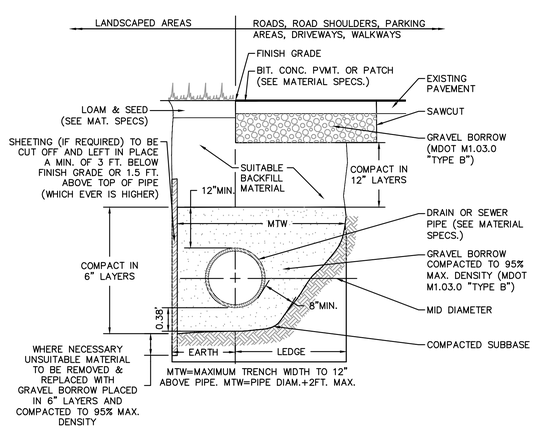

STANDARD TRENCH DETAIL FOR UTILITY PIPE

NOT TO SCALE

Finegold Alexander Architects

PROJECT TEAM:

OWNER:
Leicester Public School
3 Washburn Sq. 3rd Floor
Leicester, MA 01524

Structural Engineer
RSE Associates, Inc.
63 Pleasant St. Ste. 200
Watertown, MA 02472
T: 617.926.9300

MPFP Engineer
BLW Engineers, Inc.
311 Great Road, Post Office Box 1551
Littleton, MA 01460
T: 978.486.4301

Landscape Architect
Warner Larson Landscape Architects
130 West Broadway
Boston, MA 02127
T: 617.464.1440

Electrical Engineer
ART Engineering
38 Front St. Flr 3
Worcester, MA 01608
T: 508.797.7071

Civil Engineer
Nitsch Engineering
2 Center Plaza, Suite 430
Boston, MA 02108
T: 617.338.0063

Geotechnical Engineer
McPhail Associates, LLC
2269 Massachusetts Ave.
Cambridge, MA 02140
T: 617.868.1420

Code Consultant
Jensen Hughes
1 Lincoln St.
Boston, MA 02111
T: 508.538.9409

Kitchen Consultant
Crabtree McGrath Associates, Inc.
161 West Main Street
Georgetown, MA 01833
T: 978.352.8500

Owners Project Manager
NV5
70 Fargo Street, Suite 800
Boston, MA 02210

KEY PLAN:

SEAL:

PRELIMINARY NOT FOR CONSTRUCTION

PROJECT INFORMATION:

Leicester Middle School

70 Winslow Ave.
Leicester, MA 01524

PROJECT #: 201601510015
PROJECT ISSUE DATE: 02/13/2020
PROJECT STATUS: Schematic Design

SHEET NAME:

UTILITY DETAILS

DRAWING HISTORY:

NO.	DATE	DESCRIPTION

SHEET #:

C303

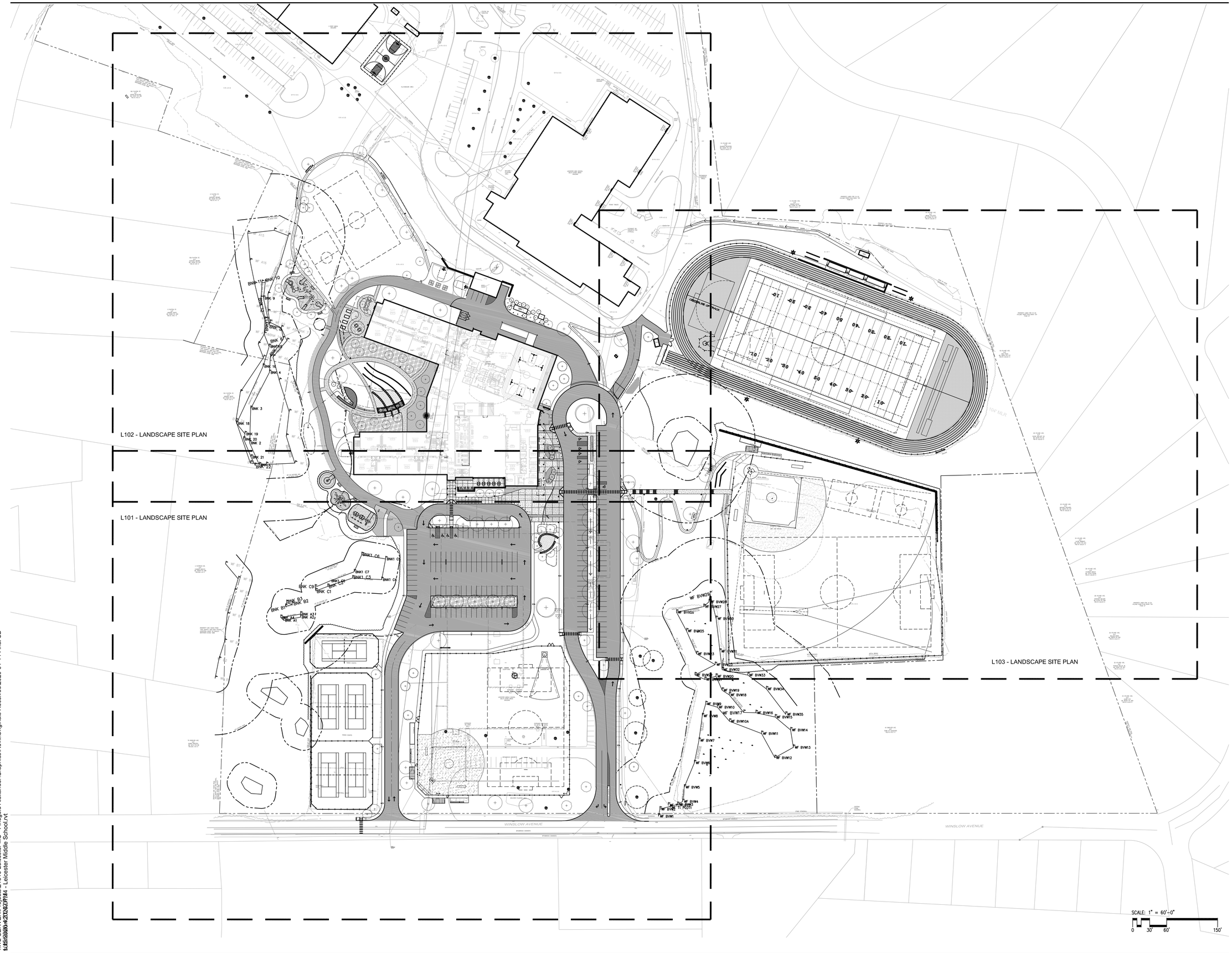

\\WL-SERVER\Projects\21813 Leicester MS - Finegold Alexander\Graphics\Revit\Originals Received\2020-01-14 Final SD
Plotted: 2/13/2020 11:14:44 AM By: Leicester Middle School.rvt

Finegold Alexander Architects

PROJECT TEAM:

OWNER:
Leicester Public School
3 Washburn Sq, 3rd Floor
Leicester, MA 01524

Structural Engineer
RSE Associates, Inc.
63 Pleasant St. Ste. 200
Watertown, MA 02472
T: 617.926.9300

MPFP Engineer
BLW Engineers, Inc.
311 Great Road, Post Office Box 1551
Littleton, MA 01460
T: 978.486.4301

Landscape Architect
Warner Larson Landscape Architects
130 West Broadway
Boston, MA 02127
T: 617.464.1440

Electrical Engineer
ART Engineering
38 Front St, Flr 3
Worcester, MA 01608
T: 508.797.7071

Civil Engineer
Nitsch Engineering
2 Center Plaza, Suite 430
Boston, MA 02108
T: 617.338.0063

Geotechnical Engineer
McPhail Associates, LLC
2269 Massachusetts Ave.
Cambridge, MA 02140
T: 617.868.1420

Code Consultant
Jensen Hughes
1 Lincoln St.
Boston, MA 02111
T: 508.538.9409

Kitchen Consultant
Crabtree McGrath Associates, Inc.
161 West Main Street
Georgetown, MA 01833
T: 978.352.8500

Owners Project Manager
NV5
70 Fargo Street, Suite 800
Boston, MA 02210

WARNER LARSON
LANDSCAPE ARCHITECTS
130 WEST BROADWAY, BOSTON MA 02127
T 617.464.1440 F 617.464.1442
www.warnerlarson.com

KEY PLAN:

NORTH

SEAL:

PRELIMINARY
NOT FOR
CONSTRUCTION

PROJECT INFORMATION:
Leicester Middle School

70 Winslow Ave.,
Leicester, MA 01524

PROJECT #: 201601510015
PROJECT ISSUE DATE: 02/13/2020
PROJECT STATUS: Schematic Design

SHEET NAME:
OVERALL LANDSCAPE SITE PLAN

DRAWING HISTORY:

NO.	DATE	DESCRIPTION

SHEET #:
L100

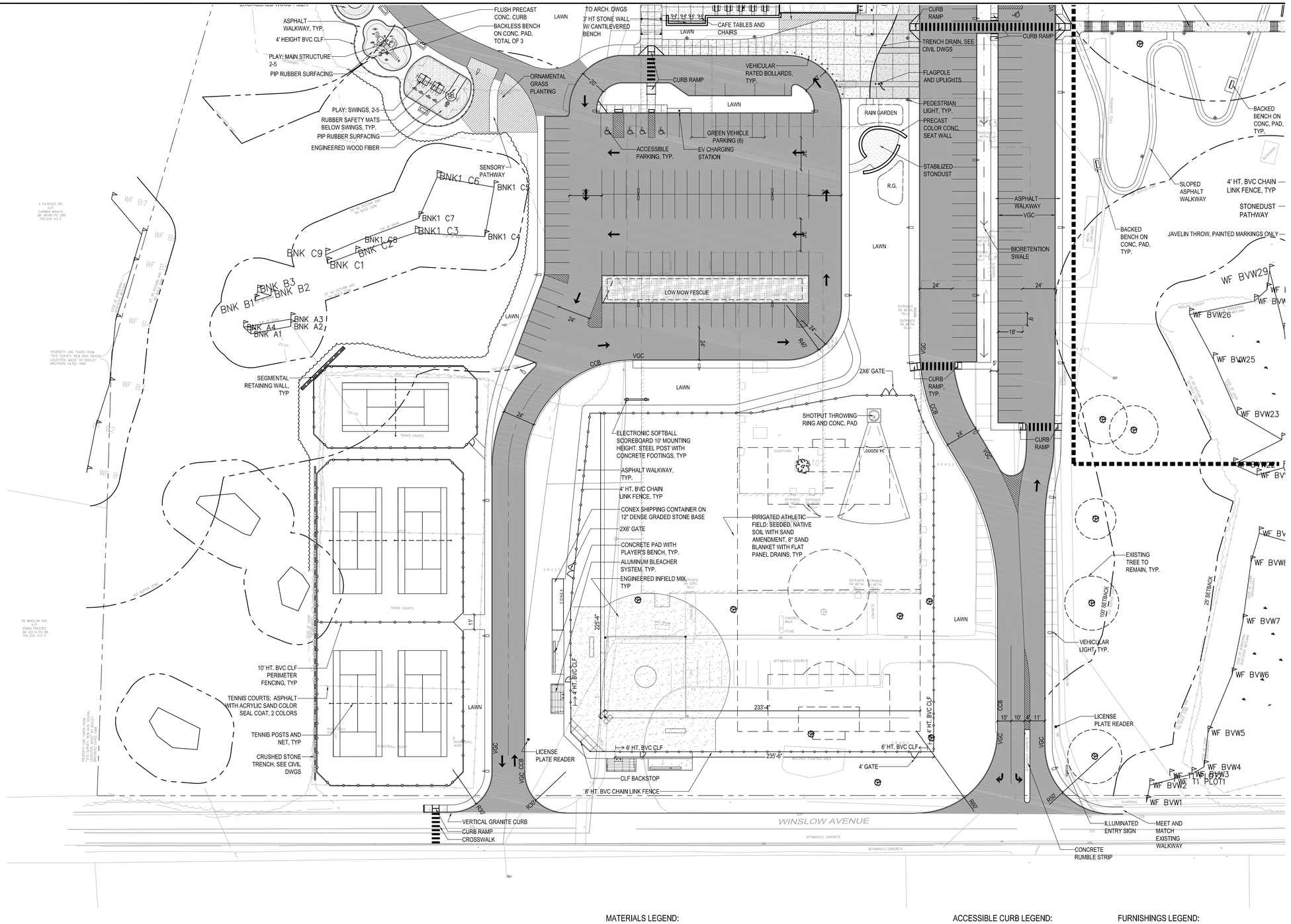

MATERIALS LEGEND:

	CONCRETE PAVING	VGC	VERTICAL GRANITE CURB
	EXPOSED AGGREGATE CONCRETE PAVING	CCB	CAPE COD BERM
	CONCRETE UNIT PAVERS	PCC	PRECAST CONCRETE CURB
	STABILIZED LAWN	BVC	BLACK VINYL COAT
	VEHICULAR ASPHALT PAVING	CLF	CHAIN LINK FENCE
	STONEDUST SURFACING	EJ	EXPANSION JOINT
	POURED IN PLACE SAFETY SURFACING	CJ	CONTROL JOINT
	SHRUB OR ORNAMENTAL GRASS PLANTING		TRAFFIC SIGN WITH SQ. GALV. POST
	NO-MOW PLANTING	SRW	SEGMENTAL RETAINING WALL

ACCESSIBLE CURB LEGEND:

- ACCESSIBLE CURB RAMP A
- ACCESSIBLE CURB RAMP B
- ACCESSIBLE CURB RAMP C

LIGHTING LEGEND:

- 1 LUMINAIRE VEHICULAR 25' MOUNTING HEIGHT LIGHT, REFER TO ELECTRICAL DOCUMENTS FOR FIXTURE
- 2 LUMINAIRE VEHICULAR 25' MOUNTING HEIGHT LIGHT, REFER TO ELECTRICAL DOCUMENTS FOR FIXTURE
- PEDESTRIAN LIGHT, REFER TO ELECTRICAL DOCUMENTS FOR FIXTURE
- INGROUND UPLIGHT, REFER TO ELECTRICAL DOCUMENTS FOR FIXTURE

FURNISHINGS LEGEND:

- BENCH WITH BACK
- BACKLESS BENCH
- CAFE SEATING - TABLE AND CHAIRS
- PICNIC TABLE

SCALE: 1" = 30'-0"
0 15' 30' 75'

\\WL-SERVER\Projects\21813 Leicester MS - Finegold Alexander\Graphics\Revit\Originals Received\2020-01-14 Final SD
11/15/2019 4:03:29 PM
1/14/2020 2:02:27 PM
21813 - Leicester Middle School.rvt

Finegold Alexander Architects

PROJECT TEAM:

OWNER:
Leicester Public School
3 Washburn Sq, 3rd Floor
Leicester, MA 01524

Structural Engineer
RSE Associates, Inc.
63 Pleasant St. Ste. 200
Watertown, MA 02472
T: 617.926.9300

MPFP Engineer
BLW Engineers, Inc.
311 Great Road, Post Office Box 1551
Littleton, MA 01460
T: 978.486.4301

Landscape Architect
Warner Larson Landscape Architects
130 West Broadway
Boston, MA 02127
T: 617.464.1440

Electrical Engineer
ART Engineering
38 Front St, Flr 3
Worcester, MA 01608
T: 508.797.7071

Civil Engineer
Nitsch Engineering
2 Center Plaza, Suite 430
Boston, MA 02108
T: 617.338.0063

Geotechnical Engineer
McPhail Associates, LLC
2269 Massachusetts Ave.
Cambridge, MA 02140
T: 617.868.1420

Code Consultant
Jensen Hughes
1 Lincoln St.
Boston, MA 02111
T: 508.538.9409

Kitchen Consultant
Crabtree McGrath Associates, Inc.
161 West Main Street
Georgetown, MA 01833
T: 978.352.8500

Owners Project Manager
NV5
70 Fargo Street, Suite 800
Boston, MA 02210

WARNER LARSON
LANDSCAPE ARCHITECTS
130 WEST BROADWAY, BOSTON MA 02127
T 617.464.1440 F 617.464.1442
www.warnerlarson.com

KEY PLAN:

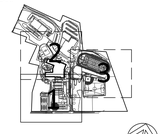

NORTH

SEAL:

PRELIMINARY NOT FOR CONSTRUCTION

PROJECT INFORMATION:

Leicester Middle School

70 Winslow Ave.
Leicester, MA 01524

PROJECT #: 201601510015
PROJECT ISSUE DATE: 02/13/2020
PROJECT STATUS: Schematic Design

SHEET NAME:

LANDSCAPE SITE PLAN

DRAWING HISTORY:

NO.	DATE	DESCRIPTION

SHEET #:

L101

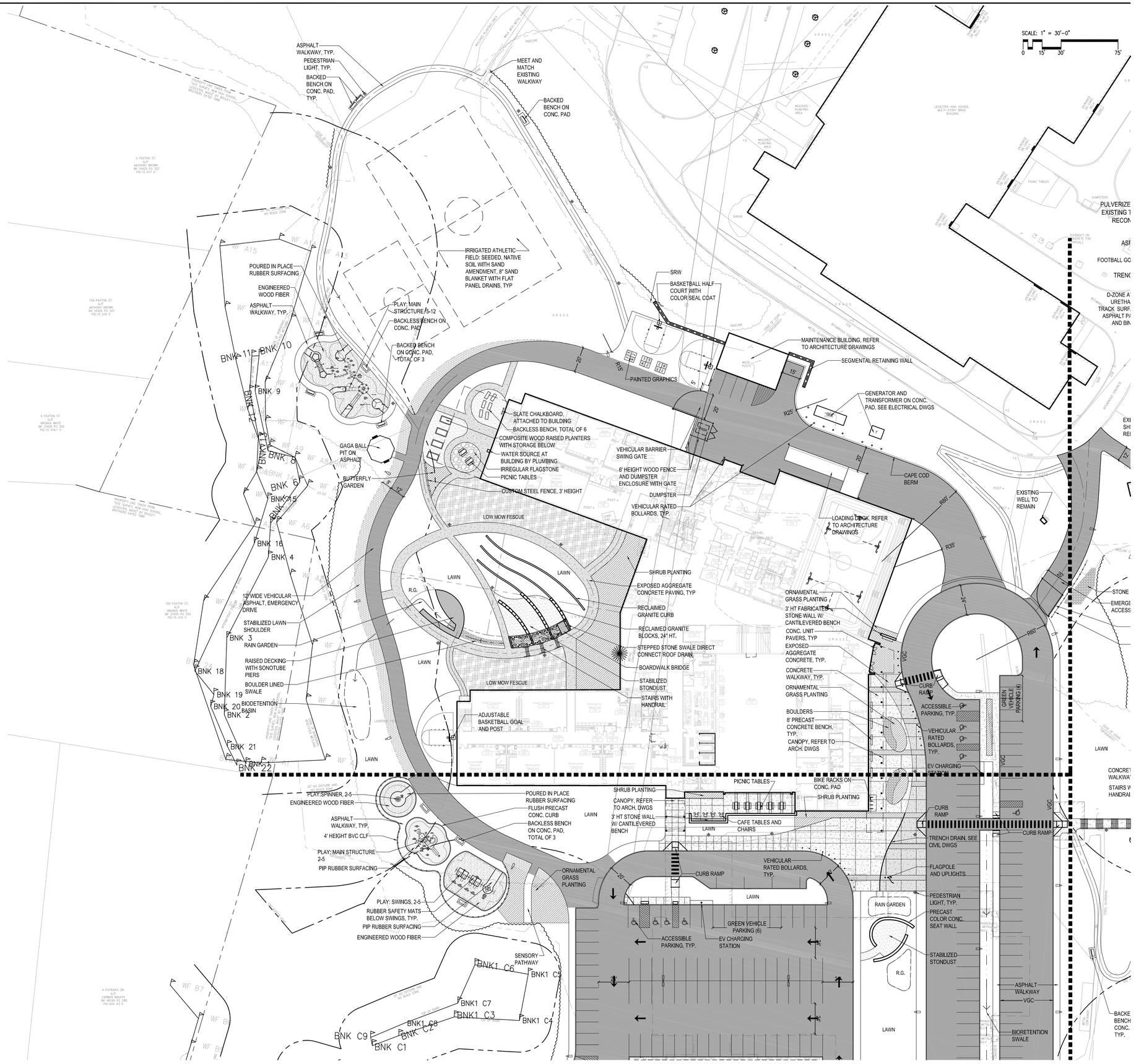

\\WL-SERVER\Projects\21813 Leicester MS - Finegold Alexander\Graphics\Revit\Originals Received\2020-01-14 Final SD
11/5/2020 4:31:22 PM
21813 - Leicester Middle School.rvt

Finegold Alexander Architects

PROJECT TEAM:

OWNER:
Leicester Public School
3 Washburn Sq, 3rd Floor
Leicester, MA 01524

Structural Engineer
RSE Associates, Inc.
63 Pleasant St. Ste. 200
Watertown, MA 02472
T: 617.926.9300

MPFP Engineer
BLW Engineers, Inc.
311 Great Road, Post Office Box 1551
Littleton, MA 01460
T: 978.486.4301

Landscape Architect
Warner Larson Landscape Architects
130 West Broadway
Boston, MA 02127
T: 617.464.1440

Electrical Engineer
ART Engineering
38 Front St. Flr 3
Worcester, MA 01608
T: 508.797.7071

Civil Engineer
Nitsch Engineering
2 Center Plaza, Suite 430
Boston, MA 02108
T: 617.338.0063

Geotechnical Engineer
McPhail Associates, LLC
2269 Massachusetts Ave.
Cambridge, MA 02140
T: 617.868.1420

Code Consultant
Jensen Hughes
1 Lincoln St.
Boston, MA 02111
T: 508.538.9409

Kitchen Consultant
Crabtree McGrath Associates, Inc.
161 West Main Street
Georgetown, MA 01833
T: 978.352.8500

Owners Project Manager
NV5
70 Fargo Street, Suite 800
Boston, MA 02210

WARNER LARSON
LANDSCAPE ARCHITECTS
130 WEST BROADWAY, BOSTON MA 02127
T 617.464.1440 F 617.464.1442
www.warnerlarson.com

KEY PLAN:

NORTH

SEAL:

PRELIMINARY NOT FOR CONSTRUCTION

PROJECT INFORMATION:

Leicester Middle School

70 Winslow Ave.
Leicester, MA 01524

PROJECT #: 201601510015
PROJECT ISSUE DATE: 02/13/2020
PROJECT STATUS: Schematic Design

SHEET NAME:

LANDSCAPE SITE PLAN

DRAWING HISTORY:

NO.	DATE	DESCRIPTION

SHEET #:

L102

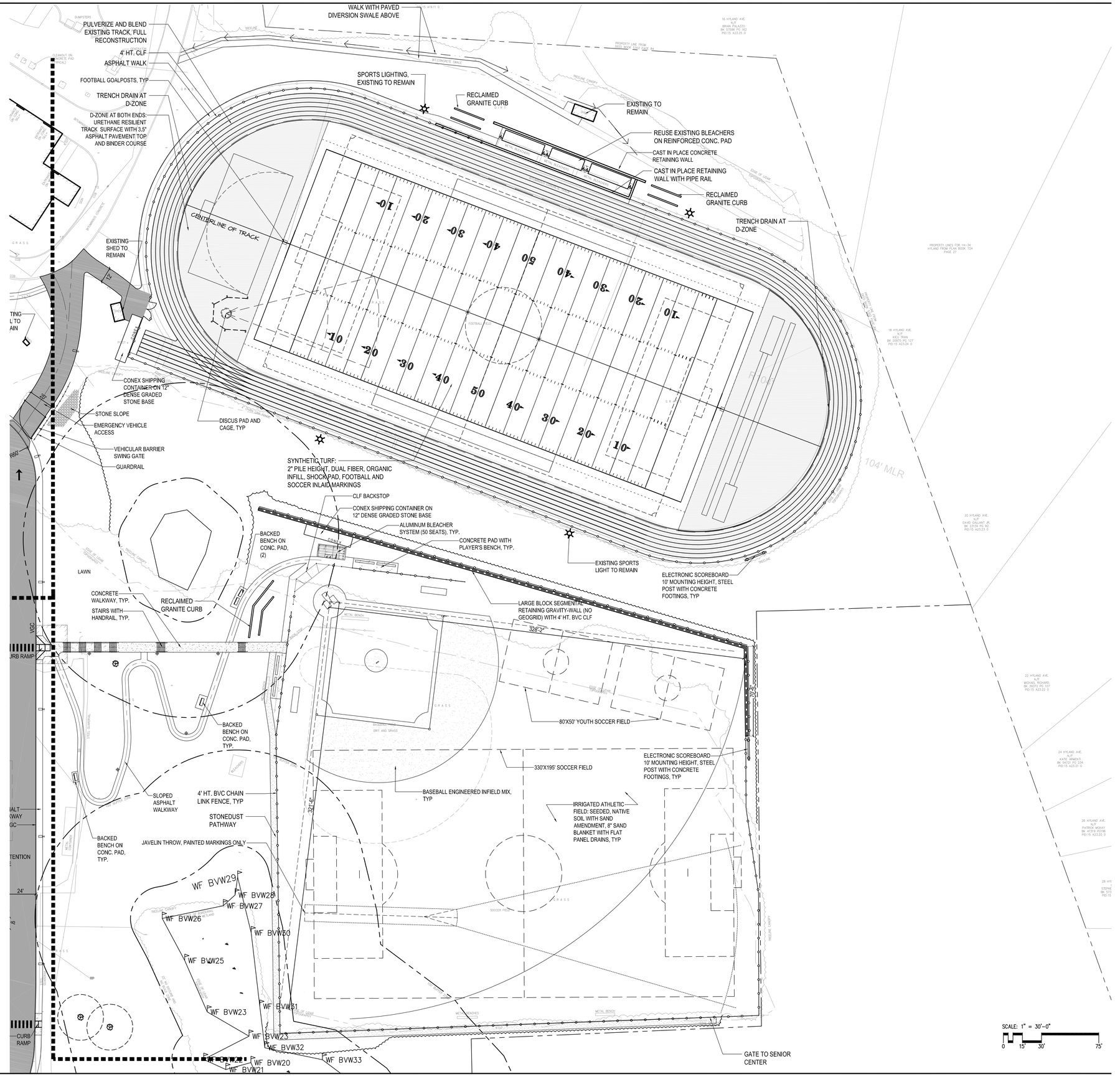

Finegold Alexander Architects

PROJECT TEAM:

OWNER:
Leicester Public School
3 Washburn Sq. 3rd Floor
Leicester, MA 01524

Structural Engineer
RSE Associates, Inc.
63 Pleasant St. Ste. 200
Watertown, MA 02472
T: 617.926.9300

MPFP Engineer
BLW Engineers, Inc.
311 Great Road, Post Office Box 1551
Littleton, MA 01460
T: 978.486.4301

Landscape Architect
Warner Larson Landscape Architects
130 West Broadway
Boston, MA 02127
T: 617.464.1440

Electrical Engineer
ART Engineering
38 Front St. Flr 3
Worcester, MA 01608
T: 508.797.7071

Civil Engineer
Nitsch Engineering
2 Center Plaza, Suite 430
Boston, MA 02108
T: 617.338.0063

Geotechnical Engineer
McPhail Associates, LLC
2269 Massachusetts Ave.
Cambridge, MA 02140
T: 617.868.1420

Code Consultant
Jensen Hughes
1 Lincoln St.
Boston, MA 02111
T: 508.538.9409

Kitchen Consultant
Crabtree McGrath Associates, Inc.
161 West Main Street
Georgetown, MA 01833
T: 978.352.8500

Owners Project Manager
NV5
70 Fargo Street, Suite 800
Boston, MA 02210

WARNER LARSON
LANDSCAPE ARCHITECTS
130 WEST BROADWAY, BOSTON MA 02127
T 617.464.1440 F 617.464.1442
www.warnerlarson.com

KEY PLAN:

NORTH

SEAL:

PRELIMINARY NOT FOR CONSTRUCTION

PROJECT INFORMATION:

Leicester Middle School

70 Winslow Ave.,
Leicester, MA 01524

PROJECT #: 201601510015
PROJECT ISSUE DATE: 02/13/2020
PROJECT STATUS: Schematic Design

SHEET NAME:

LANDSCAPE SITE PLAN

DRAWING HISTORY:

NO.	DATE	DESCRIPTION

SHEET #:

L103

\\WL-SERVER\Projects\21813 Leicester MS - Finegold Alexander\Graphics\Revit\Originals Received\2020-01-14 Final SD

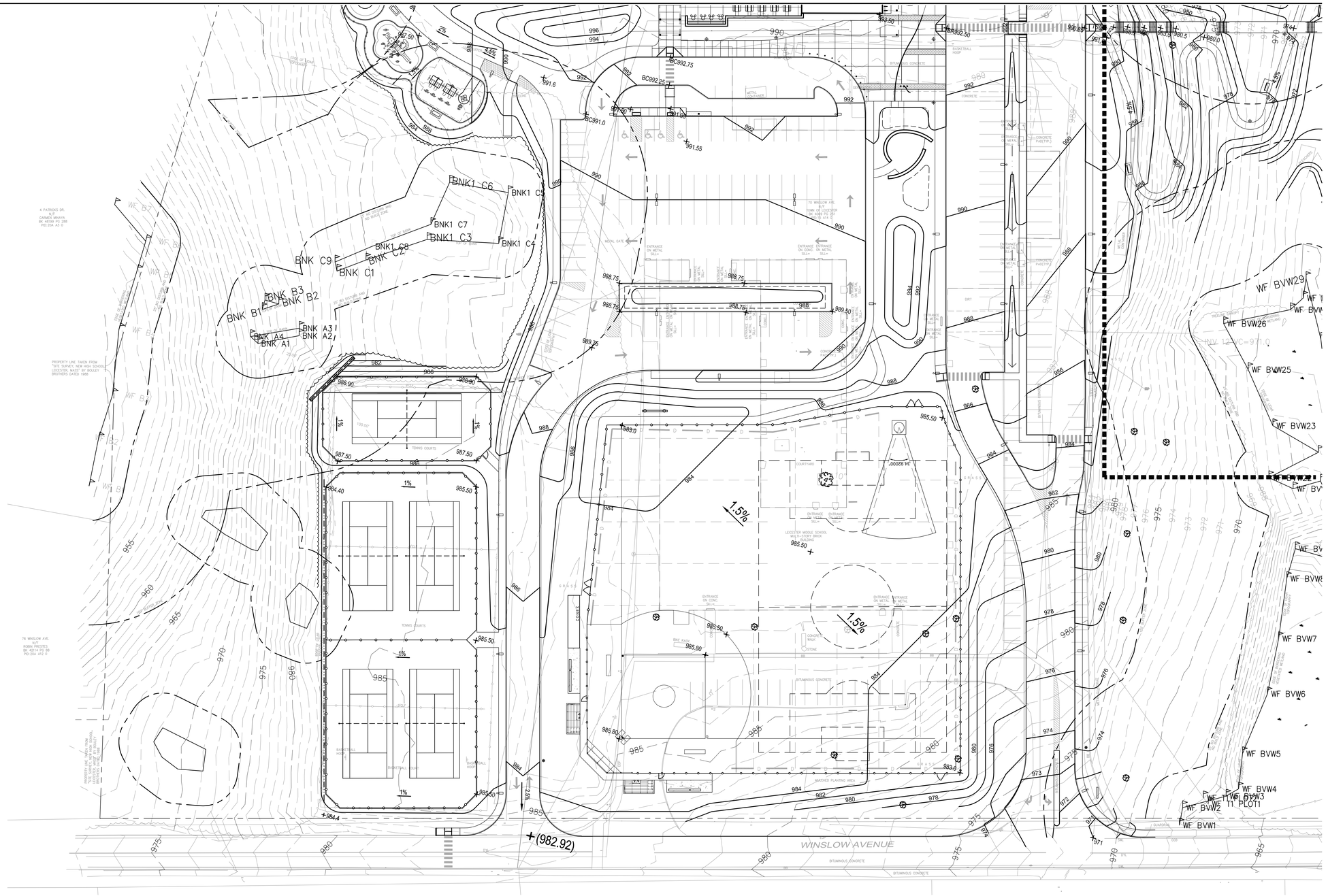

LEGEND:

111	EXISTING CONTOUR	TW BW	TOP OF WALL BOTTOM OF WALL
58	PROPOSED CONTOUR	TC BC	TOP OF CURB BOTTOM OF CURB
x 112.5	EXISTING SPOT ELEVATION	TR BR	TOP OF RAMP BOTTOM OF RAMP
+12.05	PROPOSED SPOT ELEVATION	RIM	DRAIN STRUCTURE RIM ELEVATION, SEE CIVIL DWGS
○	UNDERDRAINS, SEE CIVIL DWGS	HP/LP	HIGH POINT/LOW POINT
1.25%	PROPOSED SLOPE	TH	DOOR THRESHOLD
TS BS	TOP OF STAIR BOTTOM OF STAIR		TRENCH DRAIN, SEE CIVIL DWGS

SCALE: 1" = 30'-0"

0 15' 30' 75'

\\WL-SERVER\Projects\21813 Leicester MS - Finegold Alexander\Graphics\Revit\Originals Received\2020-01-14 Final SD
2020-01-14 - Leicester Middle School.rvt

Finegold Alexander Architects

PROJECT TEAM:

OWNER:
Leicester Public School
3 Washburn Sq. 3rd Floor
Leicester, MA 01524

Structural Engineer
RSE Associates, Inc.
63 Pleasant St. Ste. 200
Watertown, MA 02472
T: 617.926.9300

MPFP Engineer
BLW Engineers, Inc.
311 Great Road, Post Office Box 1551
Littleton, MA 01460
T: 978.486.4301

Landscape Architect
Warner Larson Landscape Architects
130 West Broadway
Boston, MA 02127
T: 617.464.1440

Electrical Engineer
ART Engineering
38 Front St, Flr 3
Worcester, MA 01608
T: 508.797.7071

Civil Engineer
Nitsch Engineering
2 Center Plaza, Suite 430
Boston, MA 02108
T: 617.338.0063

Geotechnical Engineer
McPhail Associates, LLC
2269 Massachusetts Ave.
Cambridge, MA 02140
T: 617.868.1420

Code Consultant
Jensen Hughes
1 Lincoln St.
Boston, MA 02111
T: 508.538.9409

Kitchen Consultant
Crabtree McGrath Associates, Inc.
161 West Main Street
Georgetown, MA 01833
T: 978.352.8500

Owners Project Manager
NV5
70 Fargo Street, Suite 800
Boston, MA 02210

WARNER LARSON
LANDSCAPE ARCHITECTS
130 WEST BROADWAY, BOSTON MA 02127
T 617.464.1440 F 617.464.1442
www.warnerlarson.com

KEY PLAN:

NORTH

SEAL:

PRELIMINARY NOT FOR CONSTRUCTION

PROJECT INFORMATION:

Leicester Middle School

70 Winslow Ave.
Leicester, MA 01524

PROJECT #: 201601510015
PROJECT ISSUE DATE: 02/13/2020
PROJECT STATUS: Schematic Design

SHEET NAME:

GRADING PLAN

DRAWING HISTORY:

NO.	DATE	DESCRIPTION

SHEET #:

L201

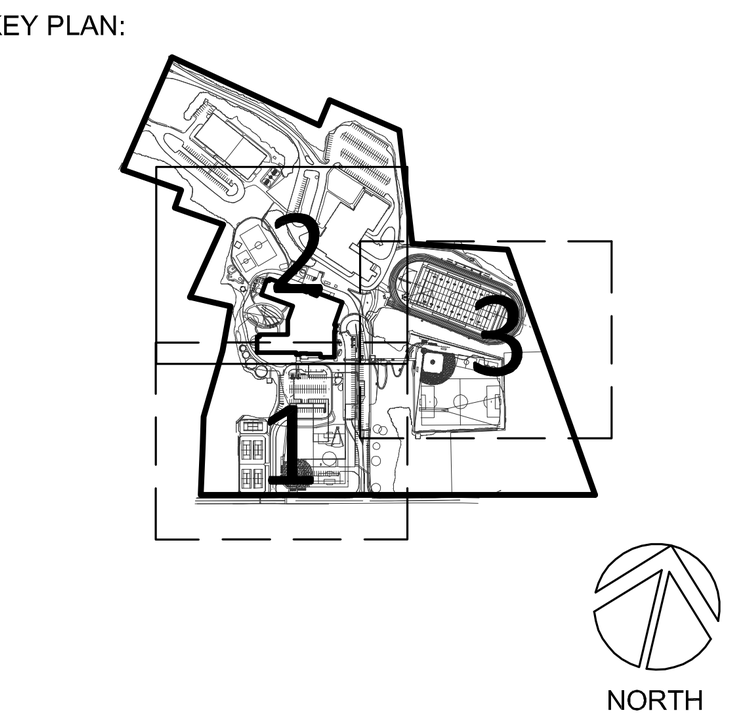

Finegold Alexander Architects

PROJECT TEAM:

OWNER:
Leicester Public School
3 Washburn Sq. 3rd Floor
Leicester, MA 01524

Structural Engineer
RSE Associates, Inc.
63 Pleasant St. Ste. 200
Watertown, MA 02472
T: 617.926.9300

MPFP Engineer
BLW Engineers, Inc.
311 Great Road, Post Office Box 1551
Littleton, MA 01460
T: 978.486.4301

Landscape Architect
Warner Larson Landscape Architects
130 West Broadway
Boston, MA 02127
T: 617.464.1440

Electrical Engineer
ART Engineering
38 Front St. Flr 3
Worcester, MA 01608
T: 508.797.7071

Civil Engineer
Nitsch Engineering
2 Center Plaza, Suite 430
Boston, MA 02108
T: 617.338.0063

Geotechnical Engineer
McPhail Associates, LLC
2269 Massachusetts Ave.
Cambridge, MA 02140
T: 617.868.1420

Code Consultant
Jensen Hughes
1 Lincoln St.
Boston, MA 02111
T: 508.538.9409

Kitchen Consultant
Crabtree McGrath Associates, Inc.
161 West Main Street
Georgetown, MA 01833
T: 978.352.8500

Owners Project Manager
NV5
70 Fargo Street, Suite 800
Boston, MA 02210

WARNER LARSON
LANDSCAPE ARCHITECTS
130 WEST BROADWAY, BOSTON MA 02127
T 617.464.1440 F 617.464.1442
www.warnerlarson.com

KEY PLAN:

SEAL:

PRELIMINARY
NOT FOR
CONSTRUCTION

PROJECT INFORMATION:

Leicester Middle School

70 Winslow Ave.
Leicester, MA 01524

PROJECT #: 201601510015
PROJECT ISSUE DATE: 02/13/2020
PROJECT STATUS: Schematic Design

SHEET NAME:

GRADING PLAN

DRAWING HISTORY:

NO.	DATE	DESCRIPTION

SHEET #:

L202

\\WL-SERVER\Projects\21813 Leicester MS - Finegold Alexander\Graphics\Revit\Originals Received\2020-01-14 Final SD
1/15/2020 4:30:20 PM4 - Leicester Middle School.rvt

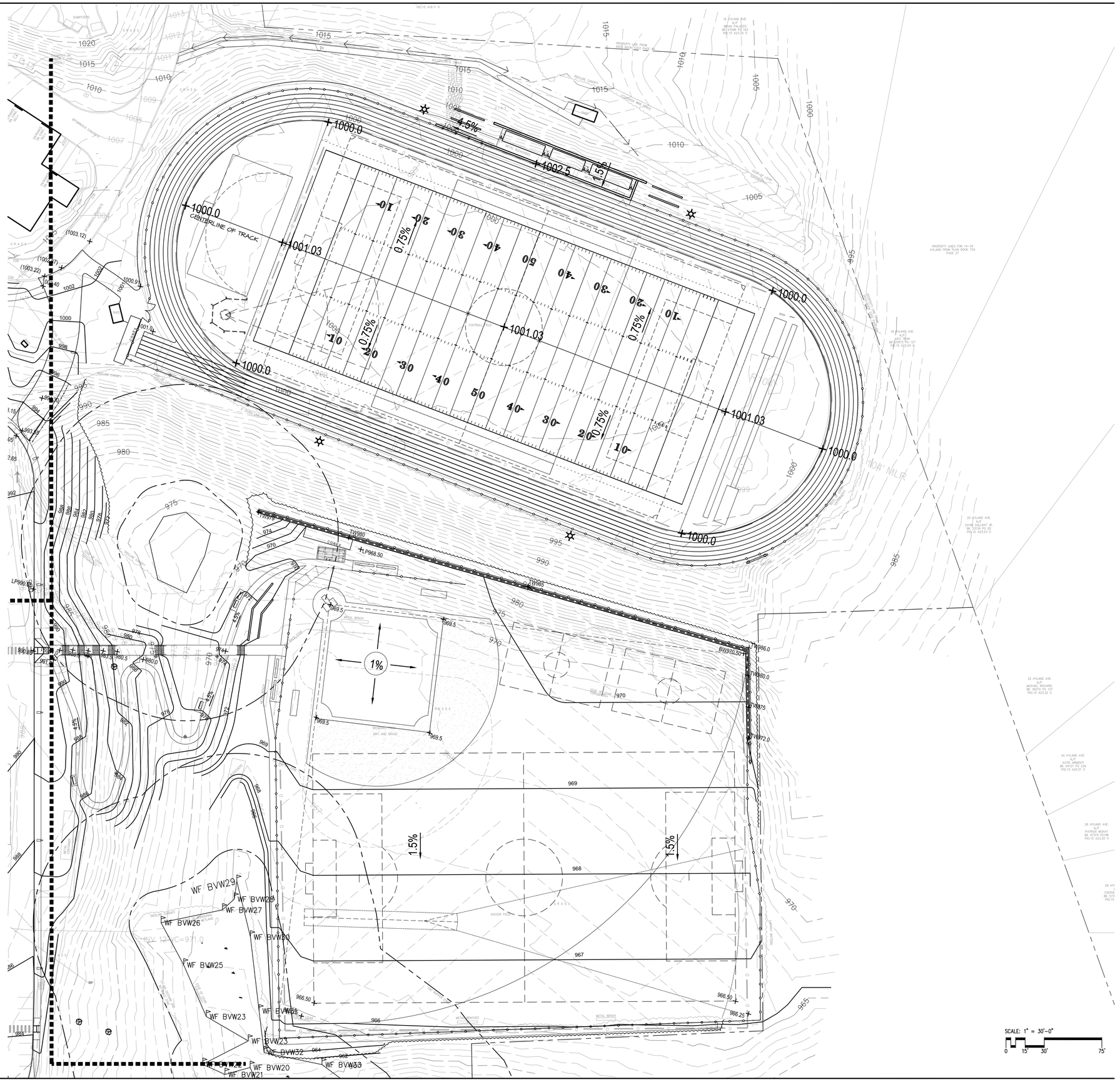

\\WL-SERVER\Projects\21613 Leicester MS - Finegold Alexander\Graphics\Revit\Originals Received\2020-01-14 Final SD
\21613 - Leicester Middle School.rvt

Finegold Alexander Architects

PROJECT TEAM:

OWNER:
Leicester Public School
3 Washburn Sq. 3rd Floor
Leicester, MA 01524

Structural Engineer
RSE Associates, Inc.
63 Pleasant St. Ste. 200
Watertown, MA 02472
T: 617.926.9300

MPFP Engineer
BLW Engineers, Inc.
311 Great Road, Post Office Box 1551
Littleton, MA 01460
T: 978.486.4301

Landscape Architect
Warner Larson Landscape Architects
130 West Broadway
Boston, MA 02127
T: 617.464.1440

Electrical Engineer
ART Engineering
38 Front St. Flr 3
Worcester, MA 01608
T: 508.797.7071

Civil Engineer
Nitsch Engineering
2 Center Plaza, Suite 430
Boston, MA 02108
T: 617.338.0063

Geotechnical Engineer
McPhail Associates, LLC
2269 Massachusetts Ave.
Cambridge, MA 02140
T: 617.868.1420

Code Consultant
Jensen Hughes
1 Lincoln St.
Boston, MA 02111
T: 508.538.9409

Kitchen Consultant
Crabtree McGrath Associates, Inc.
161 West Main Street
Georgetown, MA 01833
T: 978.352.8500

Owners Project Manager
NV5
70 Fargo Street, Suite 800
Boston, MA 02210

WARNER LARSON
LANDSCAPE ARCHITECTS
130 WEST BROADWAY, BOSTON MA 02127
T 617.464.1440 F 617.464.1442
www.warnerlarson.com

KEY PLAN:

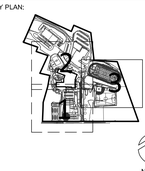

NORTH

SEAL:

PRELIMINARY
NOT FOR
CONSTRUCTION

PROJECT INFORMATION:

Leicester Middle School

70 Winslow Ave.
Leicester, MA 01524

PROJECT #: 201601510015
PROJECT ISSUE DATE: 02/13/2020
PROJECT STATUS: Schematic Design

SHEET NAME:

GRADING PLAN

DRAWING HISTORY:

NO.	DATE	DESCRIPTION

SCALE: 1" = 30'-0"
0 15' 30' 75'

SHEET #:

L203

PLANTING LEGEND:

- SPECIMEN TREE PLANTING
- DECIDUOUS TREE PLANTING
- ORNAMENTAL TREE PLANTING
- EVERGREEN TREE PLANTING
- SHRUB MIX
- FLOWERING SHRUB MIX
- BIORETENTION PLANTING: MIX OF SHRUBS AND CONSERVATION SEED MIX
- ORNAMENTAL GRASS (CK)
- ORNAMENTAL GRASS (FE)
- ORNAMENTAL GRASS (PC2)
- EVERGREEN GROUND COVER
- NO-MOW FESCUE SEED MIX
- BIORENTENTION WETLAND SEED MIX

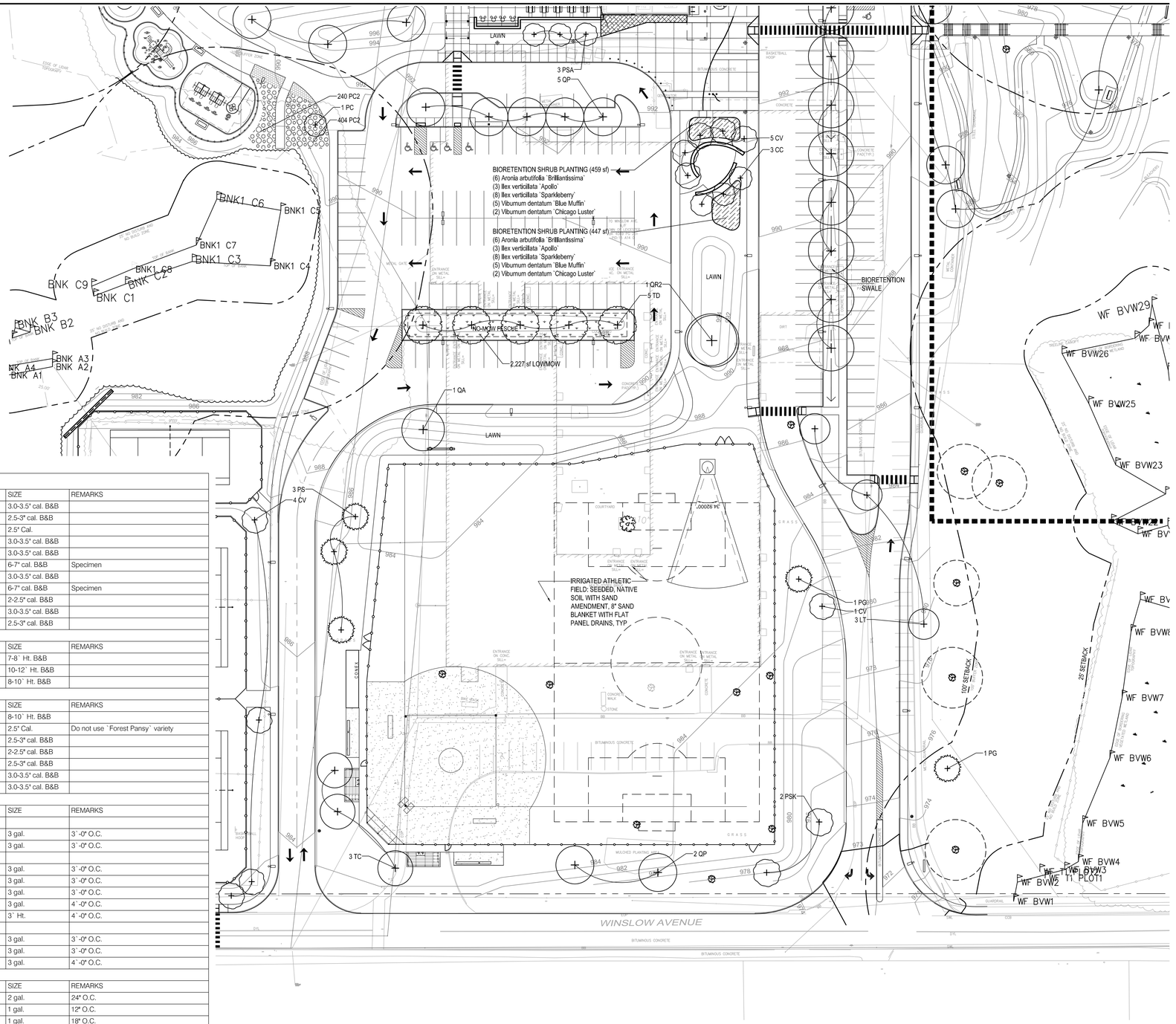

PLANT SCHEDULE

DECIDUOUS TREES	QTY	BOTANICAL NAME	COMMON NAME	SIZE	REMARKS
GT	8	Gleditsia triacanthos inermis `Skycole` TM	Skyline Thornless Honey Locust	3.0-3.5" cal. B&B	
LT	3	Liriodendron tulipifera	Tulip Tree	2.5-3" cal. B&B	
NS	20	Nyssa sylvatica `Green Gable` TM	Black Gum	2.5" Cal.	
QA	4	Quercus alba	White Oak	3.0-3.5" cal. B&B	
QP	11	Quercus palustris	Pin Oak	3.0-3.5" cal. B&B	
QP2	1	Quercus palustris	Pin Oak	6-7" cal. B&B	Specimen
QR	14	Quercus rubra	Red Oak	3.0-3.5" cal. B&B	
QR2	1	Quercus rubra	Red Oak	6-7" cal. B&B	Specimen
SA	1	Sassafras albidum	Sassafras	2-2.5" cal. B&B	
TC	6	Tilia cordata `Greenspire`	Greenspire Littleleaf Linden	3.0-3.5" cal. B&B	
TD	5	Taxodium distichum	Bald Cypress	2.5-3" cal. B&B	
EVERGREEN TREES	QTY	BOTANICAL NAME	COMMON NAME	SIZE	REMARKS
JV	18	Juniperus virginiana `Canaertii`	Canaerti Juniper	7-8` Ht. B&B	
PG	6	Picea glauca	White Spruce	10-12` Ht. B&B	
PS	4	Pinus strobus	White Pine	8-10` Ht. B&B	
ORNAMENTAL TREES	QTY	BOTANICAL NAME	COMMON NAME	SIZE	REMARKS
AA	6	Amelanchier canadensis `Autumn Brilliance`	Autumn Brilliance Serviceberry	8-10` Ht. B&B	
CC	8	Cercis canadensis	Eastern Redbud	2.5" Cal.	Do not use `Forest Pansy` variety
CV	10	Crataegus viridis `Winter King`	`Winter King` Hawthorn	2.5-3" cal. B&B	
MP	3	Malus x `Prairifire`	Prairifire Crab Apple	2-2.5" cal. B&B	
PC	6	Pyrus calleryana `Cleveland Select`	Flowering Pear	2.5-3" cal. B&B	
PSA	4	Prunus subhirtella `Autumnalis`	Autumn Flowering Cherry	3.0-3.5" cal. B&B	
PSK	2	Prunus serrulata `Kwanzan`	Kwanzan Japanese Flowering Cherry	3.0-3.5" cal. B&B	
SHRUB AREAS	QTY	BOTANICAL NAME	COMMON NAME	SIZE	REMARKS
	3,301 sf	SHRUB PLANTING			
	191	Taxus x media `Densiformis`	Dense Yew	3 gal.	3`-0" O.C.
	191	Taxus x media `Everlow`	Yew	3 gal.	3`-0" O.C.
	1,339 sf	BIORETENTION SHRUB PLANTING			
	16	Aronia arbutifolia `Brilliantissima`	Brilliant Red Chokeberry	3 gal.	3`-0" O.C.
	8	Ilex verticillata `Apollo`	Winterberry	3 gal.	3`-0" O.C.
	24	Ilex verticillata `Sparkleberry`	Winterberry	3 gal.	3`-0" O.C.
	14	Viburnum dentatum `Blue Muffin`	Southern Arrowwood	3 gal.	4`-0" O.C.
	5	Viburnum dentatum `Chicago Luster`	Chicago Luster Arrowwood	3` Ht.	4`-0" O.C.
	850 sf	FLOWERING SHRUB MIX			
	35	Clethra alnifolia `Ruby Spice`	Ruby Spice Clethra	3 gal.	3`-0" O.C.
	20	Fothergilla gardenii `Mt. Airy`	Dwarf Witchalder	3 gal.	3`-0" O.C.
	25	Hydrangea quercifolia `Pee Wee`	Pee Wee Oakleaf Hydrangea	3 gal.	4`-0" O.C.
ORNAMENTAL GRASSES	QTY	BOTANICAL NAME	COMMON NAME	SIZE	REMARKS
CK	22	Calamagrostis x acutiflora `Karl Foerster`	Feather Reed Grass	2 gal.	24" O.C.
FE	444	Festuca glauca `Elijah Blue`	Blue Fescue	1 gal.	12" O.C.
PC2	644	Panicum virgatum `Cape Breeze`	Switch Grass	1 gal.	18" O.C.
SEED MIX	QTY	BOTANICAL NAME	COMMON NAME	SIZE	REMARKS
LOWMOW	8,860 sf	Low Mow Fescue	Low Mow Fescue	seed	See specification
WETLAND	850 sf	Wetland Mix	Wetland Mix	seed	New England Erosion Control/Restoration Mix for Detention Basins and Moist Sites
SPREADING EVERGREEN GROUNDCOVER	QTY	BOTANICAL NAME	COMMON NAME	SIZE	REMARKS
JP	93	Juniperus davurica `Parsonii`	Parson`s Juniper	1 gal.	18" O.C.

NOTE: BIORETENTION PLANTING TO INCLUDE 50% SHRUB COVER. OVERSEED WITH CONSERVATION SEED MIX. INCLUDE A COVER CROP PLANTING DURING ESTABLISHMENT PHASE. FOR SPRING PLANTING, USE A COVER CROP OF SPRING OATS APPLIED AT A RATE OF 30 LBS/ACRE. FOR FALL PLANTING, USE A COVER CROP OF GRAIN RYE, APPLIED AT A RATE OF 30 LBS/ACRE.

SCALE: 1" = 30'-0"

0 15' 30' 75'

Finegold Alexander Architects

PROJECT TEAM:

OWNER:
Leicester Public School
3 Washburn Sq, 3rd Floor
Leicester, MA 01524

Structural Engineer
RSE Associates, Inc.
63 Pleasant St. Ste. 200
Watertown, MA 02472
T: 617.926.9300

MPFP Engineer
BLW Engineers, Inc.
311 Great Road, Post Office Box 1551
Littleton, MA 01460
T: 978.486.4301

Landscape Architect
Warner Larson Landscape Architects
130 West Broadway
Boston, MA 02127
T: 617.464.1440

Electrical Engineer
ART Engineering
38 Front St. Flr 3
Worcester, MA 01608
T: 508.797.7071

Civil Engineer
Nitsch Engineering
2 Center Plaza, Suite 430
Boston, MA 02108
T: 617.338.0063

Geotechnical Engineer
McPhail Associates, LLC
2269 Massachusetts Ave.
Cambridge, MA 02140
T: 617.868.1420

Code Consultant
Jensen Hughes
1 Lincoln St.
Boston, MA 02111
T: 508.538.9409

Kitchen Consultant
Crabtree McGrath Associates, Inc.
161 West Main Street
Georgetown, MA 01833
T: 978.352.8500

Owners Project Manager
NV5
70 Fargo Street, Suite 800
Boston, MA 02210

WARNER LARSON
LANDSCAPE ARCHITECTS
130 WEST BROADWAY, BOSTON MA 02127
T 617.464.1440 F 617.464.1442
www.warnerlarson.com

KEY PLAN:

NORTH

SEAL:

PRELIMINARY NOT FOR CONSTRUCTION

PROJECT INFORMATION:

Leicester Middle School

70 Winslow Ave.
Leicester, MA 01524

PROJECT #: 201601510015
PROJECT ISSUE DATE: 02/13/2020
PROJECT STATUS: Schematic Design

SHEET NAME:

PLANTING PLAN

DRAWING HISTORY:

NO.	DATE	DESCRIPTION

SHEET #:

L301

\\WL-SERVER\Projects\21813 Leicester MS - Finegold Alexander\Graphics\Revit\Originals Received\2020-01-14 Final SD

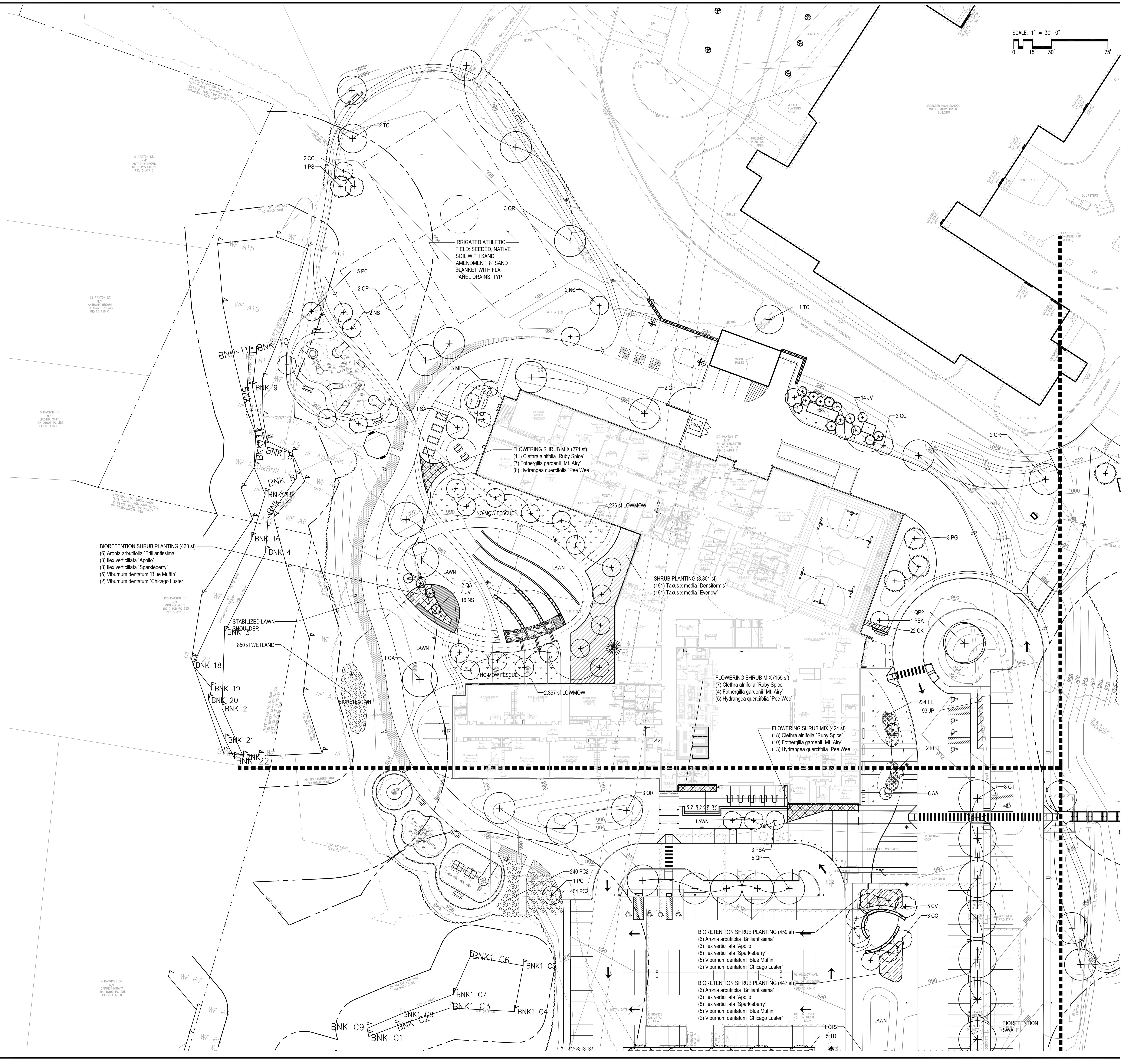

\\WL-SERVER\Projects\21813 Leicester MS - Finegold Alexander\Graphics\Revit\Originals Received\2020-01-14 Final SD
1/15/2020 4:20:20 PM 14 - Leicester Middle School.rvt

Finegold Alexander Architects

PROJECT TEAM:

OWNER:
Leicester Public School
3 Washburn Sq. 3rd Floor
Leicester, MA 01524

Structural Engineer
RSE Associates, Inc.
63 Pleasant St. Ste. 200
Watertown, MA 02472
T: 617.926.9300

MPFP Engineer
BLW Engineers, Inc.
311 Great Road, Post Office Box 1551
Littleton, MA 01460
T: 978.486.4301

Landscape Architect
Warner Larson Landscape Architects
130 West Broadway
Boston, MA 02127
T: 617.464.1440

Electrical Engineer
ART Engineering
38 Front St. Flr 3
Worcester, MA 01608
T: 508.797.7071

Civil Engineer
Nitsch Engineering
2 Center Plaza, Suite 430
Boston, MA 02108
T: 617.338.0063

Geotechnical Engineer
McPhail Associates, LLC
2269 Massachusetts Ave.
Cambridge, MA 02140
T: 617.868.1420

Code Consultant
Jensen Hughes
1 Lincoln St.
Boston, MA 02111
T: 508.538.9409

Kitchen Consultant
Crabtree McGrath Associates, Inc.
161 West Main Street
Georgetown, MA 01833
T: 978.352.8500

Owners Project Manager
NV5
70 Fargo Street, Suite 800
Boston, MA 02210

WARNER LARSON
LANDSCAPE ARCHITECTS
130 WEST BROADWAY, BOSTON MA 02127
T 617.464.1440 F 617.464.1442
www.warnerlarson.com

KEY PLAN:

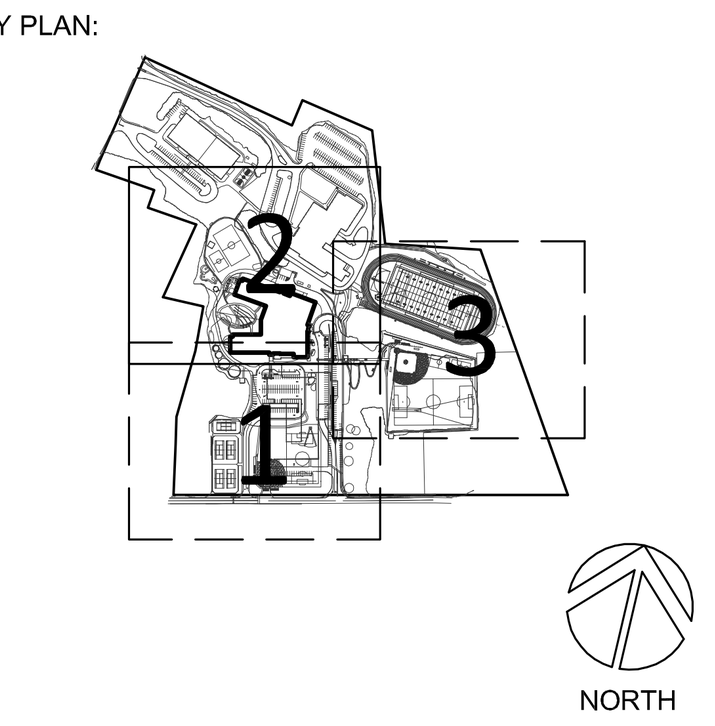

SEAL:

PRELIMINARY NOT FOR CONSTRUCTION

PROJECT INFORMATION:

Leicester Middle School

70 Winslow Ave.
Leicester, MA 01524

PROJECT #:	201601510015
PROJECT ISSUE DATE:	02/13/2020
PROJECT STATUS:	Schematic Design

SHEET NAME:

PLANTING PLAN

DRAWING HISTORY:

NO.	DATE	DESCRIPTION

SHEET #:

L302

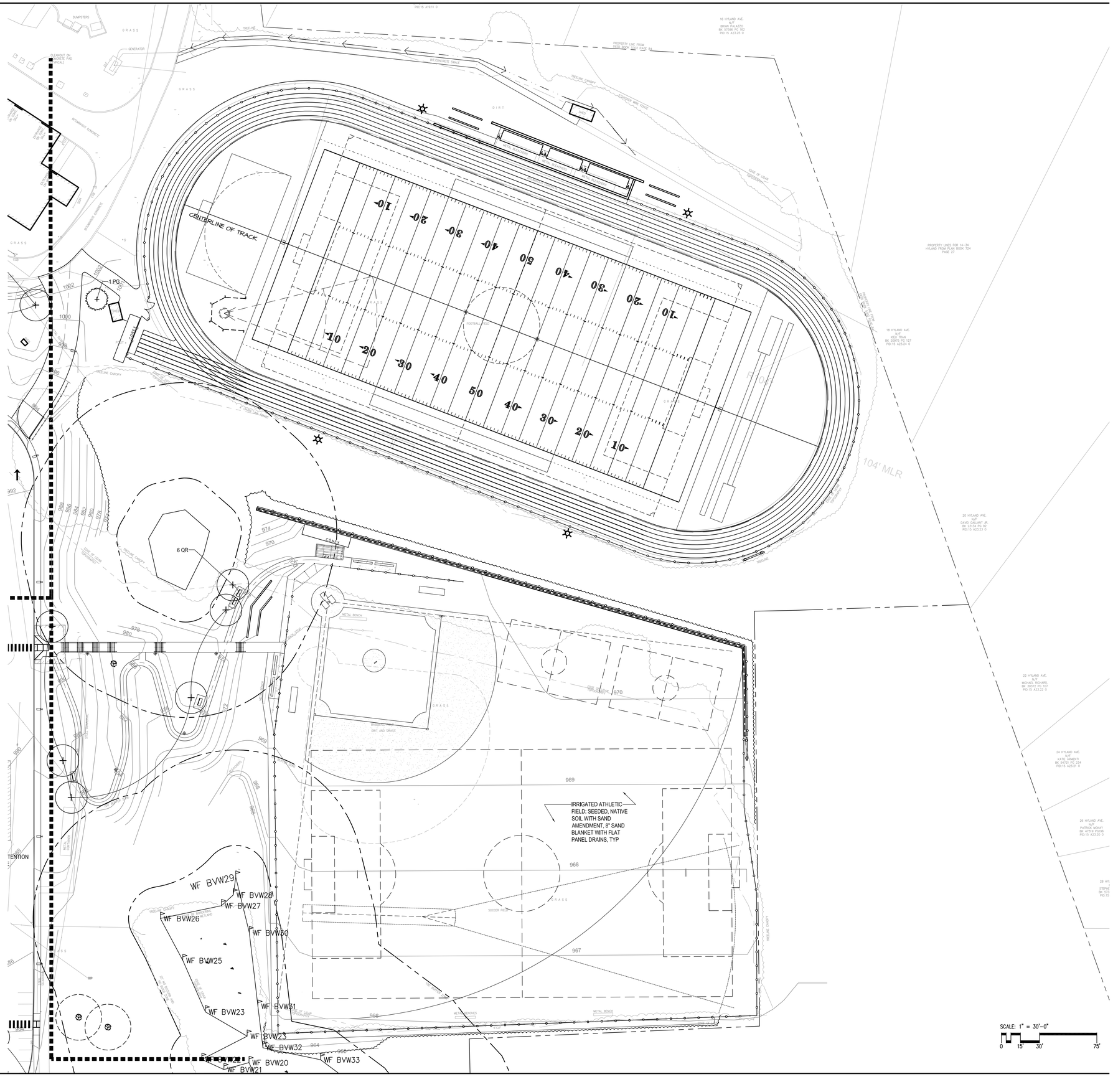

SCALE: 1" = 30'-0"
0 15' 30' 75'

\\WL-SERVER\Projects\21813 Leicester MS - Finegold Alexander\Graphics\Revit\Originals Received\2020-01-14 Final SD
Leicester Middle School.rvt

Finegold Alexander Architects

PROJECT TEAM:

OWNER:
Leicester Public School
3 Washburn Sq, 3rd Floor
Leicester, MA 01524

Structural Engineer
RSE Associates, Inc.
63 Pleasant St. Ste. 200
Watertown, MA 02472
T: 617.926.9300

MPFP Engineer
BLW Engineers, Inc.
311 Great Road, Post Office Box 1551
Littleton, MA 01460
T: 978.486.4301

Landscape Architect
Warner Larson Landscape Architects
130 West Broadway
Boston, MA 02127
T: 617.464.1440

Electrical Engineer
ART Engineering
38 Front St, Flr 3
Worcester, MA 01608
T: 508.797.7071

Civil Engineer
Nitsch Engineering
2 Center Plaza, Suite 430
Boston, MA 02108
T: 617.338.0063

Geotechnical Engineer
McPhail Associates, LLC
2269 Massachusetts Ave.
Cambridge, MA 02140
T: 617.868.1420

Code Consultant
Jensen Hughes
1 Lincoln St.
Boston, MA 02111
T: 508.538.9409

Kitchen Consultant
Crabtree McGrath Associates, Inc.
161 West Main Street
Georgetown, MA 01833
T: 978.352.8500

Owners Project Manager
NV5
70 Fargo Street, Suite 800
Boston, MA 02210

WARNER LARSON
LANDSCAPE ARCHITECTS
130 WEST BROADWAY, BOSTON MA 02127
T 617.464.1440 F 617.464.1442
www.warnerlarson.com

KEY PLAN:

NORTH

SEAL:

PRELIMINARY
NOT FOR
CONSTRUCTION

PROJECT INFORMATION:

Leicester Middle School

70 Winslow Ave.
Leicester, MA 01524

PROJECT #: 201601510015
PROJECT ISSUE DATE: 02/13/2020
PROJECT STATUS: Schematic Design

SHEET NAME:

PLANTING PLAN

DRAWING HISTORY:

NO.	DATE	DESCRIPTION

SHEET #:

L303

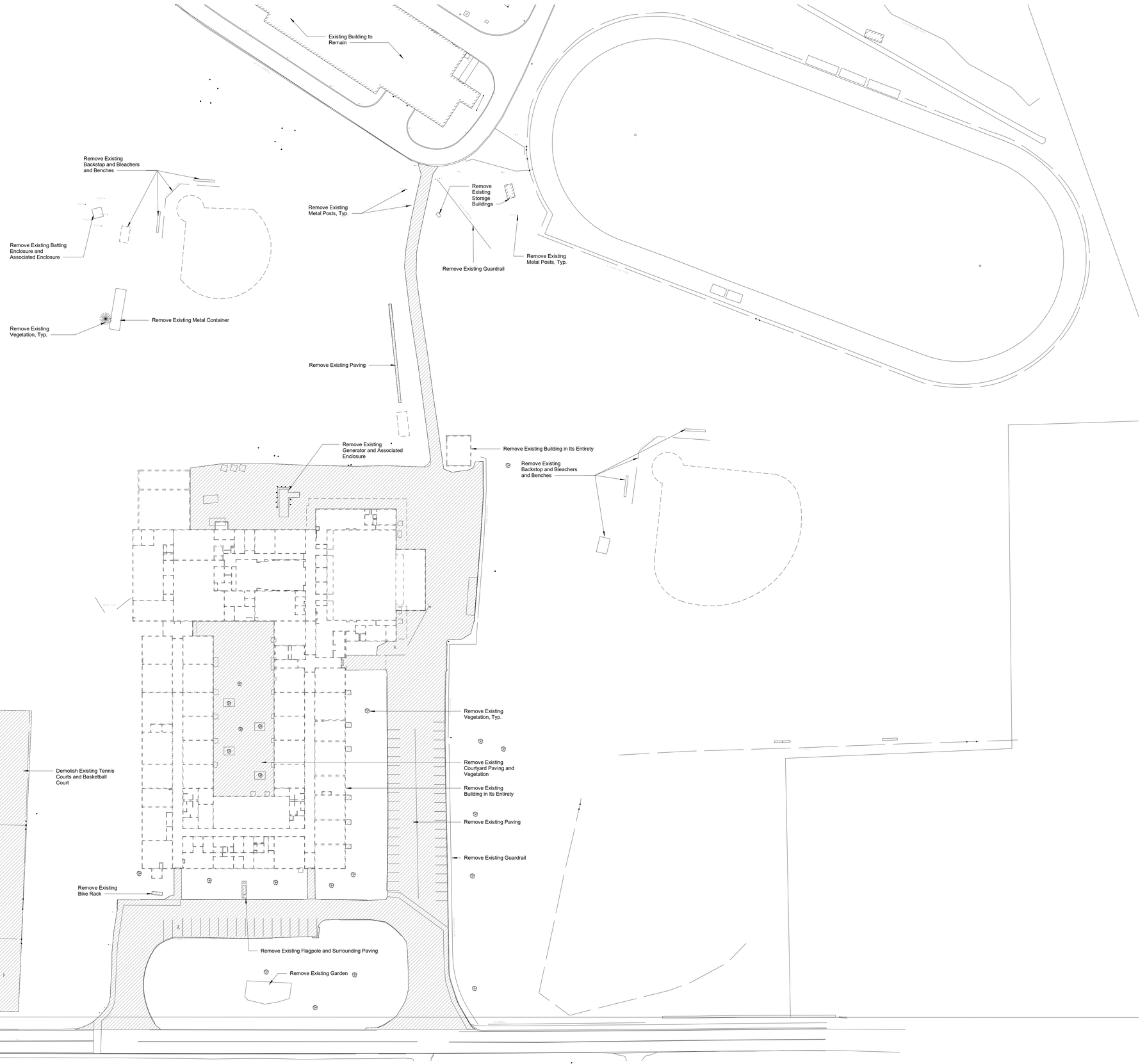

1 Demolition Site Plan
1" = 40'-0"

C:\Users\bpearcy\Documents\Leicester School_(Central)_ARC2019_bpearcy.rvt
2/5/2020 1:35:21 PM

Finegold Alexander Architects

PROJECT TEAM:

OWNER:
Leicester Public School
3 Washburn Sq. 3rd Floor
Leicester, MA 01524

Structural Engineer
RSE Associates, Inc.
63 Pleasant St. Ste. 200
Watertown, MA 02472
T: 617.926.9300

MPFP Engineer
BLW Engineers, Inc.
311 Great Road, Post Office Box 1551
Littleton, MA 01460
T: 978.486.4301

Landscape Architect
Warner Larson Landscape Architects
130 West Broadway
Boston, MA 02127
T: 617.464.1440

Electrical Engineer
ART Engineering
38 Front St. Flr 3
Worcester, MA 01608
T: 508.797.7071

Civil Engineer
Nitsch Engineering
2 Center Plaza, Suite 430
Boston, MA 02108
T: 617.338.0063

Geotechnical Engineer
McPhail Associates, LLC
2269 Massachusetts Ave.
Cambridge, MA 02140
T: 617.868.1420

Code Consultant
Jensen Hughes
1 Lincoln St.
Boston, MA 02111
T: 508.538.9409

Kitchen Consultant
Crabtree McGrath Associates, Inc.
161 West Main Street
Georgetown, MA 01833
T: 978.352.8500

Owners Project Manager
NV5
70 Fargo Street, Suite 800
Boston, MA 02210

KEY PLAN:

NORTH

SEAL:

PRELIMINARY NOT FOR CONSTRUCTION

PROJECT INFORMATION:

Leicester Middle School

70 Winslow Ave.
Leicester, MA 01524

PROJECT #: 201601510015
PROJECT ISSUE DATE: 02/13/2020
PROJECT STATUS: Schematic Design

SHEET NAME:

Demolition Site Plan

DRAWING HISTORY:

NO.	DATE	DESCRIPTION

SHEET #:

AD100

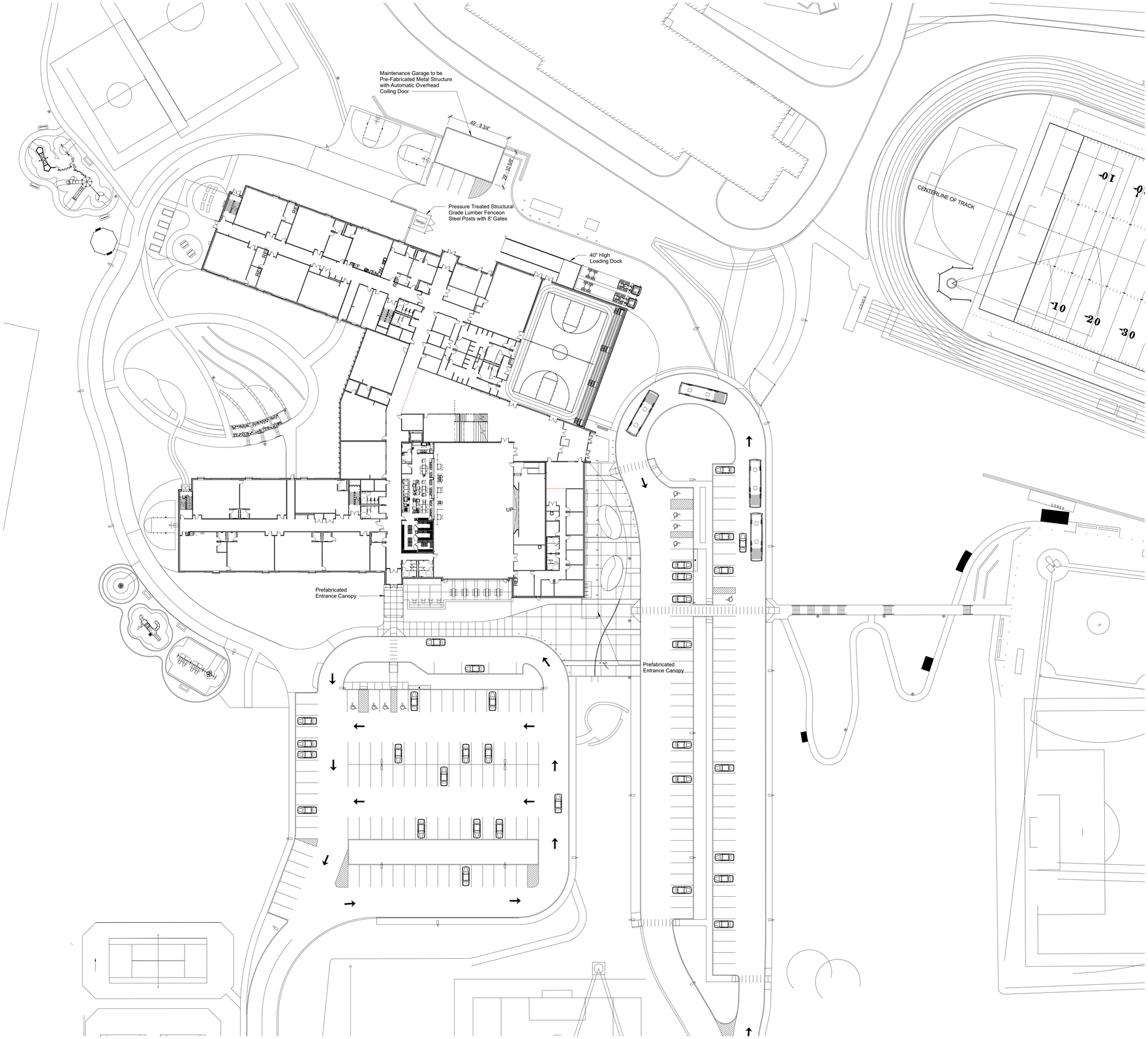

1 Architectural Site Plan
1/32" = 1'-0"

C:\Users\bpearcy\Documents\Leicester School_(Central)_ARC2019_bpearcy.rvt
2/5/2020 1:29:33 PM

Finegold Alexander Architects

PROJECT TEAM:

OWNER:
Leicester Public School
3 Washburn Sq. 3rd Floor
Leicester, MA 01524

Structural Engineer
RSE Associates, Inc.
63 Pleasant St. Ste. 200
Watertown, MA 02472
T: 617.926.9300

MPFP Engineer
BLW Engineers, Inc.
311 Great Road, Post Office Box 1551
Littleton, MA 01460
T: 978.486.4301

Landscape Architect
Warner Larson Landscape Architects
130 West Broadway
Boston, MA 02127
T: 617.464.1440

Electrical Engineer
ART Engineering
38 Front St. Flr 3
Worcester, MA 01608
T: 508.797.7071

Civil Engineer
Nitsch Engineering
2 Center Plaza, Suite 430
Boston, MA 02108
T: 617.338.0063

Geotechnical Engineer
McPhail Associates, LLC
2269 Massachusetts Ave.
Cambridge, MA 02140
T: 617.868.1420

Code Consultant
Jensen Hughes
1 Lincoln St.
Boston, MA 02111
T: 508.538.9409

Kitchen Consultant
Crabtree McGrath Associates, Inc.
161 West Main Street
Georgetown, MA 01833
T: 978.352.8500

Owners Project Manager
NV5
70 Fargo Street, Suite 800
Boston, MA 02210

KEY PLAN:

NORTH

SEAL:

PRELIMINARY
NOT FOR
CONSTRUCTION

PROJECT INFORMATION:

Leicester Middle School

70 Winslow Ave.
Leicester, MA 01524

PROJECT #: 201601510015
PROJECT ISSUE DATE: 02/13/2020
PROJECT STATUS: Schematic Design

SHEET NAME:

Site Plan

DRAWING HISTORY:

NO.	DATE	DESCRIPTION

SHEET #:

A000

1 First Floor Overall Plan
1/16" = 1'-0"

C:\Users\bpearcy\Documents\Leicester School_(Central)_ARC2019_bpearcy.rvt
2/5/2020 1:29:56 PM

General Notes

1. Contractor shall field verify all existing site, building, and utility conditions and shall proprmtly notify the architect of any discrepancies between such existing conditions and the requirements of the contract documents for clarification and/or resolution prior to the commencement of any affected work. The architect shall provide such clarification and/or resolution according to the provisions of the project manual prior to the commencement of any affected work.

2. Dimensions noted as "clear" are taken from finished face of construction. All dimensions are taken from finished face of construction and from column center lines unless noted otherwise.

3. All indications and notifications on the drawings applying to one area, component or condition shall apply to all other similar areas, components and conditions unless clearly noted otherwise.

4. Drawings are not to be scaled. Dimensions shall take precedence over scale shown on drawings. The contractor shall request clarification from the architect of any dimensional requirements necessary for the proper execution of any affected work prior to the commencement of such work.

5. Support all vertical duct runs at each floor. Provide angles and slab reinforcement at edges as required. Anchor ducts to adjacent wall surface. Provide adequate blocking and support in wall for duct load.

6. Pitch tapered insulation to provide crickets around all roof top equipment, elevator overrides and roof penetrations as required. Provide shop drawings for tapered insulation per the requirements of the specifications.

7. Unless noted on architectural drawings, see mechanical and plumbing drawings for roof penetrations and provide flashing as required and per roofing manufacturer's instructions.

8. Provide blocking for grab bars at all accessible toilet rooms.

9. All plywood backer boards to be fire retardant 1/2" plywood on 2x4 fire retardant wood blocking. Plywood sheets to be 4x8 typical installed vertically and as required by the specific trade.

10. At all MEP/FP penetrations in rated floor/ceiling and wall assemblies contractor to firestop penetration to match assembly rating.

11. All metal sill flashings at storefront openings are by the metal panel installer. All first floor sill flashings at precast concrete panel base are by metal panel installer. All other flashings are by roofing and flashing contractor.

12. For all wall mounted and ceiling mounted equipment noted as N.I.C. contractor is to provide in-wall and/or ceiling blocking. Coordinate with owner furnished equipment for blocking requirements.

Notes - General

G1	Semi-Recessed Fire Extinguisher Cabinet
G2	Wall Attached Telescopc Seating
G3	Retractable Curtain and Track Above
G4	Retractable Ceiling Mounted Basketball Hoop and Backboard
G5	Vinyl Wall Pads at Perimeter Provide Blocking as Required
G6	Built in Teacher Mailboxes
G7	Copy Machine
G8	Electric Overhead Coiling Door, RE: Door Schedule
G9	Kiln, RE: MEP
G10	Tack Tracks Running the Entire Length of the Corridor
G11	Hinged Floor Sleeve for Removable Volleyball Posts
G12	LCD Screen
G14	Horizontal Light Shelf Above, Typ.
G15	Single Tier Lockers with Solid Surface Shelf Above.
G16	Curtain Rod and Curtain
G17	Metal Pan Stair with Stainless Steel Handrails
G18	Half wall with Hardwood Cap and Built in Security Desk
G19	Roof Access Ladder with Cage
G21	Vertical Sunshades, Typical all East and West Windows, Typ.
G22	Painted Steel Guardrails w/ Mechanically Fastened Stainless Steel Handrails
G23	Refrigerator
G24	Clear Finish Maple Veneer Cubbies with Coat Hooks. Re: Millwork Elevations.
G25	Maple Veneer Tiered Seating.

Plan Legend

1 HR Fire Rated Partition

2 HR Fire Rated Partition

MWB Whiteboard Paint with Magnetic Primer from floor finish to 6'-0" AFF, U.N.O.

Finegold Alexander Architects

PROJECT TEAM:

OWNER:
Leicester Public School
3 Washburn Sq. 3rd Floor
Leicester, MA 01524

Structural Engineer
RSE Associates, Inc.
63 Pleasant St. Ste. 200
Watertown, MA 02472
T: 617.926.9300

MPFP Engineer
BLW Engineers, Inc.
311 Great Road, Post Office Box 1551
Littleton, MA 01460
T: 978.486.4301

Landscape Architect
Warner Larson Landscape Architects
130 West Broadway
Boston, MA 02127
T: 617.464.1440

Electrical Engineer
ART Engineering
38 Front St. Flr 3
Worcester, MA 01608
T: 508.797.7071

Civil Engineer
Nitsch Engineering
2 Center Plaza, Suite 430
Boston, MA 02108
T: 617.338.0063

Geotechnical Engineer
McPhail Associates, LLC
2269 Massachusetts Ave.
Cambridge, MA 02140
T: 617.868.1420

Code Consultant
Jensen Hughes
1 Lincoln St.
Boston, MA 02111
T: 508.538.9409

Kitchen Consultant
Crabtree McGrath Associates, Inc.
161 West Main Street
Georgetown, MA 01833
T: 978.352.8500

Owners Project Manager
NV5
70 Fargo Street, Suite 800
Boston, MA 02210

KEY PLAN:

NORTH

SEAL:

PRELIMINARY NOT FOR CONSTRUCTION

PROJECT INFORMATION:

Leicester Middle School

70 Winslow Ave.
Leicester, MA 01524

PROJECT #: 201601510015
PROJECT ISSUE DATE: 02/13/2020
PROJECT STATUS: Schematic Design

SHEET NAME:

First Floor Overall Plan

DRAWING HISTORY:

NO.	DATE	DESCRIPTION

SHEET #:

A101

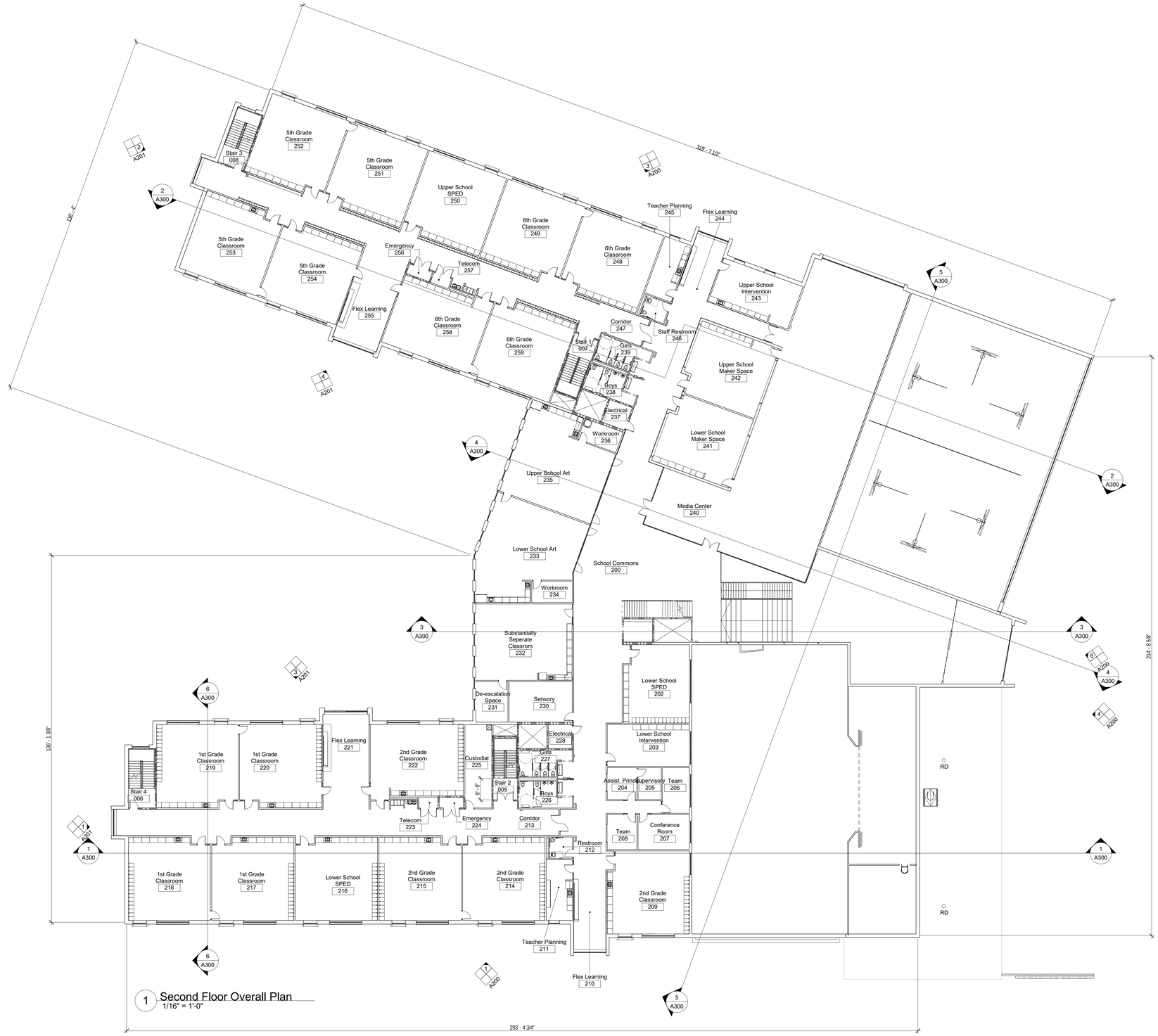

1 Second Floor Overall Plan
1/16" = 1'-0"

C:\Users\bpearcy\Documents\Leicester School_(Central)_ARC2019_bpearcy.rvt
2/5/2020 1:30:05 PM

General Notes

1. Contractor shall field verify all existing site, building, and utility conditions and shall proprntly notify the architect of any discrepancies between such existing conditions and the requirements of the contract documents for clarification and/or resolution prior to the commencement of any affected work. The architect shall provide such clarification and/or resolution according to the provisions of the project manual prior to the commencement of any affected work.

2. Dimensions noted as "clear" are taken from finished face of construction. All dimensions are taken from finished face of construction and from column center lines unless noted otherwise.

3. All indications and notifications on the drawings applying to one area, component or condition shall apply to all other similar areas, components and conditions unless clearly noted otherwise.

4. Drawings are not to be scaled. Dimensions shall take precedence over scale shown on drawings. The contractor shall request clarification from the architect of any dimensional requirements necessary for the proper execution of any affected work prior to the commencement of such work.

5. Support all vertical duct runs at each floor. Provide angles and slab reinforcement at edges as required. Anchor ducts to adjacent wall surface. Provide adequate blocking and support in wall for duct load.

6. Pitch tapered insulation to provide crickets around all roof top equipment, elevator overrides and roof penetrations as required. Provide shop drawings for tapered insulation per the requirements of the specifications.

7. Unless noted on architectural drawings, see mechanical and plumbing drawings for roof penetrations and provide flashing as required and per roofing manufacturer's instructions.

8. Provide blocking for grab bars at all accessible toilet rooms.

9. All plywood backer boards to be fire retardant 1/2" plywood on 2x4 fire retardant wood blocking. Plywood sheets to be 4x8 typical installed vertically and as required by the specific trade.

10. At all MEP/FP penetrations in rated floor/ceiling and wall assemblies contractor to firestop penetration to match assembly rating.

11. All metal sill flashings at storefront openings are by the metal panel installer. All first floor sill flashings at precast concrete panel base are by metal panel installer. All other flashings are by roofing and flashing contractor.

12. For all wall mounted and ceiling mounted equipment noted as N.I.C. contractor is to provide in-wall and/or ceiling blocking. Coordinate with owner furnished equipment for blocking requirements.

Notes - General

G1	Semi-Recessed Fire Extinguisher Cabinet
G2	Wall Attached Telescopc Seating
G3	Retractable Curtain and Track Above
G4	Retractable Ceiling Mounted Basketball Hoop and Backboard
G5	Vinyl Wall Pads at Perimeter Provide Blocking as Required
G6	Built in Teacher Mailboxes
G7	Copy Machine
G8	Electric Overhead Coiling Door, RE: Door Schedule
G9	Kiln, RE: MEP
G10	Tack Tracks Running the Entire Length of the Corridor
G11	Hinged Floor Sleeve for Removable Volleyball Posts
G12	LCD Screen
G14	Horizontal Light Shelf Above, Typ.
G15	Single Tier Lockers with Solid Surface Shelf Above.
G16	Curtain Rod and Curtain
G17	Metal Pan Stair with Stainless Steel Handrails
G18	Half wall with Hardwood Cap and Built in Security Desk
G19	Roof Access Ladder with Cage
G21	Vertical Sunshades, Typical all East and West Windows, Typ.
G22	Painted Steel Guardrails w/ Mechanically Fastened Stainless Steel Handrails
G23	Refrigerator
G24	Clear Finish Maple Veneer Cubbies with Coat Hooks. Re: Millwork Elevations.
G25	Maple Veneer Tiered Seating.

Plan Legend

1 HR Fire Rated Partition

2 HR Fire Rated Partition

MWB — Whiteboard Paint with Magnetic Primer from floor finish to 6'-0" AFF, U.N.O.

Finegold Alexander Architects

PROJECT TEAM:

OWNER:
Leicester Public School
3 Washburn Sq. 3rd Floor
Leicester, MA 01524

Structural Engineer
RSE Associates, Inc.
63 Pleasant St. Ste. 200
Watertown, MA 02472
T: 617.926.9300

MPFP Engineer
BLW Engineers, Inc.
311 Great Road, Post Office Box 1551
Littleton, MA 01460
T: 978.486.4301

Landscape Architect
Warner Larson Landscape Architects
130 West Broadway
Boston, MA 02127
T: 617.464.1440

Electrical Engineer
ART Engineering
38 Front St. Flr 3
Worcester, MA 01608
T: 508.797.7071

Civil Engineer
Nitsch Engineering
2 Center Plaza, Suite 430
Boston, MA 02108
T: 617.338.0063

Geotechnical Engineer
McPhail Associates, LLC
2269 Massachusetts Ave.
Cambridge, MA 02140
T: 617.868.1420

Code Consultant
Jensen Hughes
1 Lincoln St.
Boston, MA 02111
T: 508.538.9409

Kitchen Consultant
Crabtree McGrath Associates, Inc.
161 West Main Street
Georgetown, MA 01833
T: 978.352.8500

Owners Project Manager
NV5
70 Fargo Street, Suite 800
Boston, MA 02210

KEY PLAN:

NORTH

SEAL:

PRELIMINARY NOT FOR CONSTRUCTION

PROJECT INFORMATION:

Leicester Middle School

70 Winslow Ave.
Leicester, MA 01524

PROJECT #: 201601510015
PROJECT ISSUE DATE: 02/13/2020
PROJECT STATUS: Schematic Design

SHEET NAME:

Second Floor Overall Plan

DRAWING HISTORY:

NO.	DATE	DESCRIPTION

SHEET #:

A102

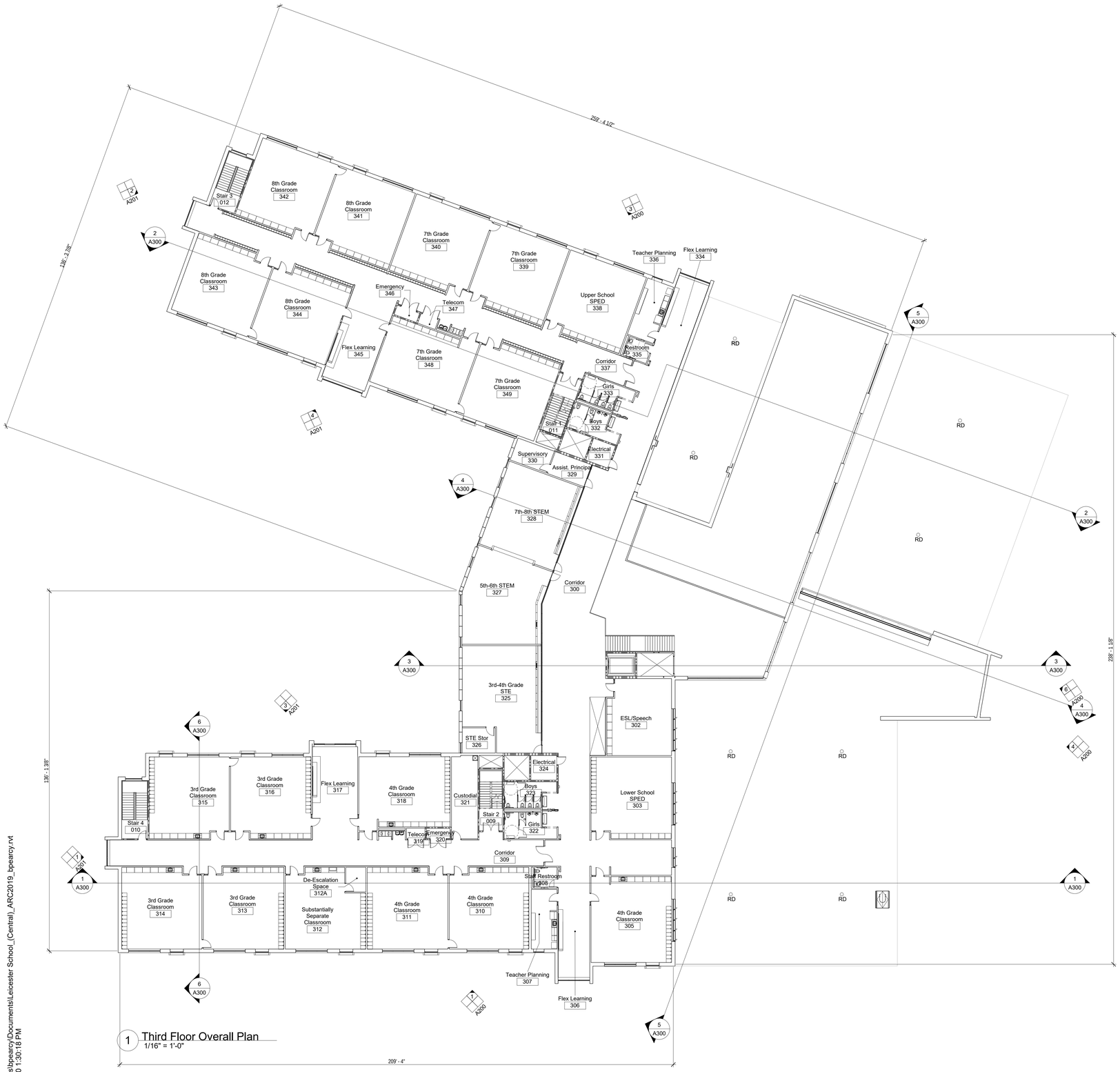

1 Third Floor Overall Plan
1/16" = 1'-0"

C:\Users\bpearcy\Documents\Leicester School_(Central)_ARC2019_bpearcy.rvt
2/5/2020 1:30:18 PM

General Notes

1. Contractor shall field verify all existing site, building, and utility conditions and shall propmtly notify the architect of any discrepancies between such existing conditions and the requirements of the contract documents for clarification and/or resolution prior to the commencement of any affected work. The architect shall provide such clarification and/or resolution according to the provisions of the project manual prior to the commencement of any affected work.

2. Dimensions noted as "clear" are taken from finished face of construction. All dimensions are taken from finished face of construction and from column center lines unless noted otherwise.

3. All indications and notifications on the drawings applying to one area, component or condition shall apply to all other similar areas, components and conditions unless clearly noted otherwise.

4. Drawings are not to be scaled. Dimensions shall take precedence over scale shown on drawings. The contractor shall request clarification from the architect of any dimensional requirements necessary for the proper execution of any affected work prior to the commencement of such work.

5. Support all vertical duct runs at each floor. Provide angles and slab reinforcement at edges as required. Anchor ducts to adjacent wall surface. Provide adequate blocking and support in wall for duct load.

6. Pitch tapered insulation to provide crickets around all roof top equipment, elevator overrides and roof penetrations as required. Provide shop drawings for tapered insulation per the requirements of the specifications.

7. Unless noted on architectural drawings, see mechanical and plumbing drawings for roof penetrations and provide flashing as required and per roofing manufacturer's instructions.

8. Provide blocking for grab bars at all accessible toilet rooms.

9. All plywood backer boards to be fire retardant 1/2" plywood on 2x4 fire retardant wood blocking. Plywood sheets to be 4x8 typical installed vertically and as required by the specific trade.

10. At all MEP/FP penetrations in rated floor/ceiling and wall assemblies contractor to firestop penetration to match assembly rating.

11. All metal sill flashings at storefront openings are by the metal panel installer. All first floor sill flashings at precast concrete panel base are by metal panel installer. All other flashings are by roofing and flashing contractor.

12. For all wall mounted and ceiling mounted equipment noted as N.I.C. contractor is to provide in-wall and/or ceiling blocking. Coordinate with owner furnished equipment for blocking requirements.

Notes - General

G1	Semi-Recessed Fire Extinguisher Cabinet
G2	Wall Attached Telescopc Seating
G3	Retractable Curtain and Track Above
G4	Retractable Ceiling Mounted Basketball Hoop and Backboard
G5	Vinyl Wall Pads at Perimeter Provide Blocking as Required
G6	Built in Teacher Mailboxes
G7	Copy Machine
G8	Electric Overhead Coiling Door, RE: Door Schedule
G9	Kiln, RE: MEP
G10	Tack Tracks Running the Entire Length of the Corridor
G11	Hinged Floor Sleeve for Removable Volleyball Posts
G12	LCD Screen
G14	Horizontal Light Shelf Above, Typ.
G15	Single Tier Lockers with Solid Surface Shelf Above.
G16	Curtain Rod and Curtain
G17	Metal Pan Stair with Stainless Steel Handrails
G18	Half wall with Hardwood Cap and Built in Security Desk
G19	Roof Access Ladder with Cage
G21	Vertical Sunshades, Typical all East and West Windows, Typ.
G22	Painted Steel Guardrails w/ Mechanically Fastened Stainless Steel Handrails
G23	Refrigerator
G24	Clear Finish Maple Veneer Cubbies with Coat Hooks. Re: Millwork Elevations.
G25	Maple Veneer Tiered Seating.

Plan Legend

1 HR Fire Rated Partition

2 HR Fire Rated Partition

MWB Whiteboard Paint with Magnetic Primer from floor finish to 6'-0" AFF, U.N.O.

Finegold Alexander Architects

PROJECT TEAM:

OWNER:
Leicester Public School
3 Washburn Sq. 3rd Floor
Leicester, MA 01524

Structural Engineer
RSE Associates, Inc.
63 Pleasant St. Ste. 200
Watertown, MA 02472
T: 617.926.9300

MPFP Engineer
BLW Engineers, Inc.
311 Great Road, Post Office Box 1551
Littleton, MA 01460
T: 978.486.4301

Landscape Architect
Warner Larson Landscape Architects
130 West Broadway
Boston, MA 02127
T: 617.464.1440

Electrical Engineer
ART Engineering
38 Front St. Flr 3
Worcester, MA 01608
T: 508.797.7071

Civil Engineer
Nitsch Engineering
2 Center Plaza, Suite 430
Boston, MA 02108
T: 617.338.0063

Geotechnical Engineer
McPhail Associates, LLC
2269 Massachusetts Ave.
Cambridge, MA 02140
T: 617.868.1420

Code Consultant
Jensen Hughes
1 Lincoln St.
Boston, MA 02111
T: 508.538.9409

Kitchen Consultant
Crabtree McGrath Associates, Inc.
161 West Main Street
Georgetown, MA 01833
T: 978.352.8500

Owners Project Manager
NV5
70 Fargo Street, Suite 800
Boston, MA 02210

KEY PLAN:

NORTH

SEAL:

PRELIMINARY NOT FOR CONSTRUCTION

PROJECT INFORMATION:

Leicester Middle School

70 Winslow Ave.
Leicester, MA 01524

PROJECT #: 201601510015
PROJECT ISSUE DATE: 02/13/2020
PROJECT STATUS: Schematic Design

SHEET NAME:

Third Floor Overall Plan

DRAWING HISTORY:

NO.	DATE	DESCRIPTION

SHEET #:

A103

1 Roof Plan
1/16" = 1'-0"

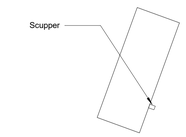

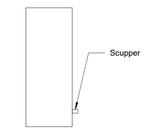

2 Penthouse Roof
1/16" = 1'-0"

C:\Users\bpearcy\Documents\Leicester School_(Central)_ARC2019_bpearcy.rvt
2/5/2020 1:30:21 PM

Finegold Alexander Architects

PROJECT TEAM:

OWNER:
Leicester Public School
3 Washburn Sq. 3rd Floor
Leicester, MA 01524

Structural Engineer
RSE Associates, Inc.
63 Pleasant St. Ste. 200
Watertown, MA 02472
T: 617.926.9300

MPFP Engineer
BLW Engineers, Inc.
311 Great Road, Post Office Box 1551
Littleton, MA 01460
T: 978.486.4301

Landscape Architect
Warner Larson Landscape Architects
130 West Broadway
Boston, MA 02127
T: 617.464.1440

Electrical Engineer
ART Engineering
38 Front St. Flr 3
Worcester, MA 01608
T: 508.797.7071

Civil Engineer
Nitsch Engineering
2 Center Plaza, Suite 430
Boston, MA 02108
T: 617.338.0063

Geotechnical Engineer
McPhail Associates, LLC
2269 Massachusetts Ave.
Cambridge, MA 02140
T: 617.868.1420

Code Consultant
Jensen Hughes
1 Lincoln St.
Boston, MA 02111
T: 508.538.9409

Kitchen Consultant
Crabtree McGrath Associates, Inc.
161 West Main Street
Georgetown, MA 01833
T: 978.352.8500

Owners Project Manager
NV5
70 Fargo Street, Suite 800
Boston, MA 02210

KEY PLAN:

NORTH

SEAL:

PRELIMINARY NOT FOR CONSTRUCTION

PROJECT INFORMATION:

Leicester Middle School

70 Winslow Ave.
Leicester, MA 01524

PROJECT #: 201601510015
PROJECT ISSUE DATE: 02/13/2020
PROJECT STATUS: Schematic Design

SHEET NAME:

Roof Plan

DRAWING HISTORY:

NO.	DATE	DESCRIPTION

SHEET #:

A104

General Roof Insulation Plan Notes
1. Minimum 6 1/2" Insulation for a R-39

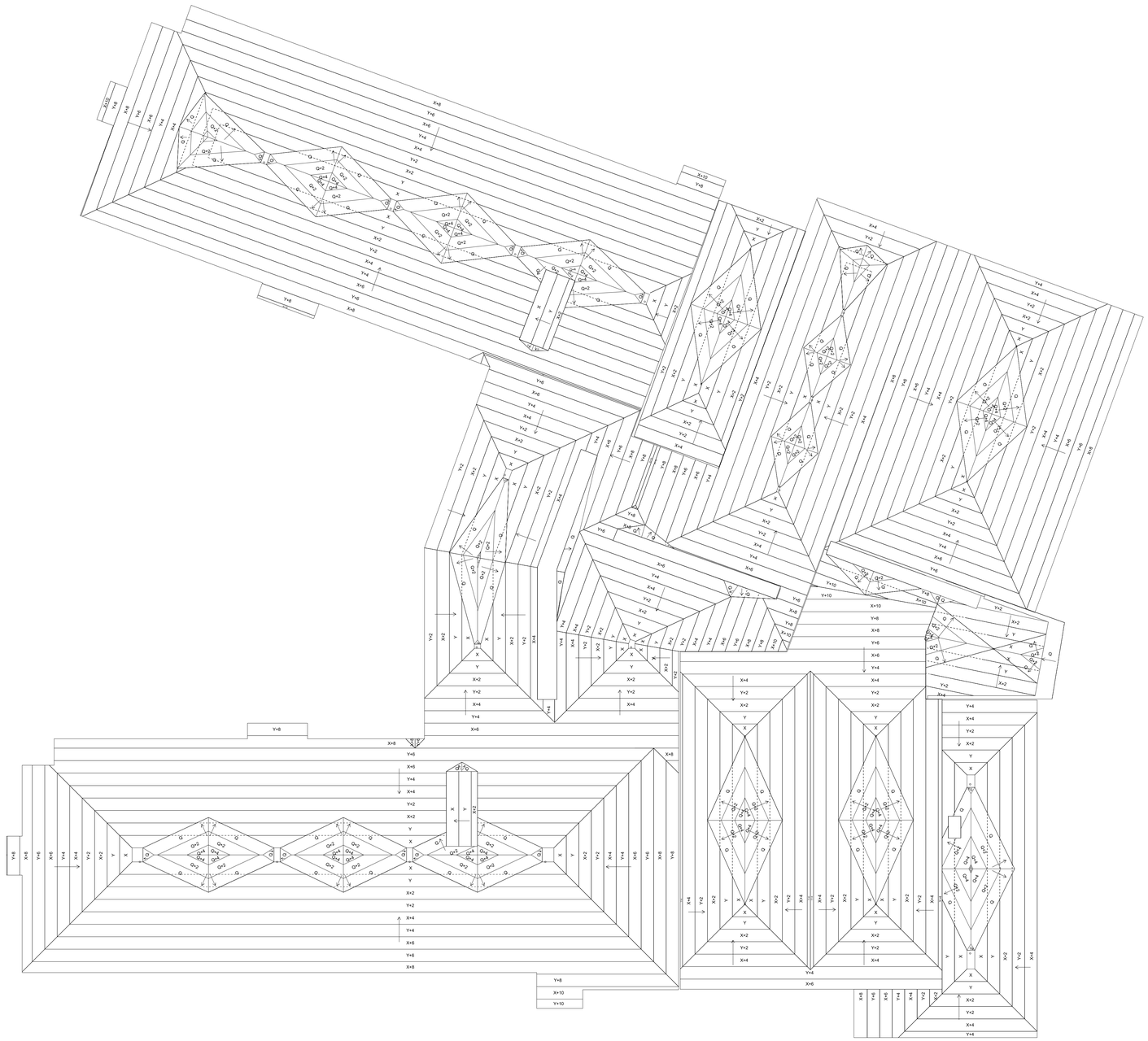

1 Roof Insulation Plan
1/16" = 1'-0"

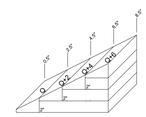

3 1/2"/ft Tapered Insulation Cricket Section
1/16" = 1'-0"

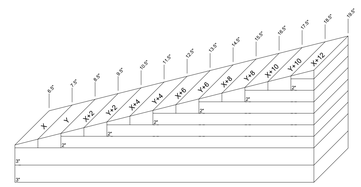

2 1/4"/ft Tapered Insulation Section
1/16" = 1'-0"

C:\Users\bpearcy\Documents\Leicester School_(Central)_ARC2019_bpearcy.rvt
2/5/2020 1:30:23 PM

Finegold Alexander Architects

PROJECT TEAM:

OWNER:
Leicester Public School
3 Washburn Sq. 3rd Floor
Leicester, MA 01524

Structural Engineer
RSE Associates, Inc.
63 Pleasant St. Ste. 200
Watertown, MA 02472
T: 617.926.9300

MPFP Engineer
BLW Engineers, Inc.
311 Great Road, Post Office Box 1551
Littleton, MA 01460
T: 978.486.4301

Landscape Architect
Warner Larson Landscape Architects
130 West Broadway
Boston, MA 02127
T: 617.464.1440

Electrical Engineer
ART Engineering
38 Front St. Flr 3
Worcester, MA 01608
T: 508.797.7071

Civil Engineer
Nitsch Engineering
2 Center Plaza, Suite 430
Boston, MA 02108
T: 617.338.0063

Geotechnical Engineer
McPhail Associates, LLC
2269 Massachusetts Ave.
Cambridge, MA 02140
T: 617.868.1420

Code Consultant
Jensen Hughes
1 Lincoln St.
Boston, MA 02111
T: 508.538.9409

Kitchen Consultant
Crabtree McGrath Associates, Inc.
161 West Main Street
Georgetown, MA 01833
T: 978.352.8500

Owners Project Manager
NV5
70 Fargo Street, Suite 800
Boston, MA 02210

KEY PLAN:

NORTH

SEAL:

PRELIMINARY
NOT FOR
CONSTRUCTION

PROJECT INFORMATION:

Leicester Middle School

70 Winslow Ave.
Leicester, MA 01524

PROJECT #: 201601510015
PROJECT ISSUE DATE: 02/13/2020
PROJECT STATUS: Schematic Design

SHEET NAME:

Roof Insulation Plan

DRAWING HISTORY:

NO.	DATE	DESCRIPTION

SHEET #:

A104a

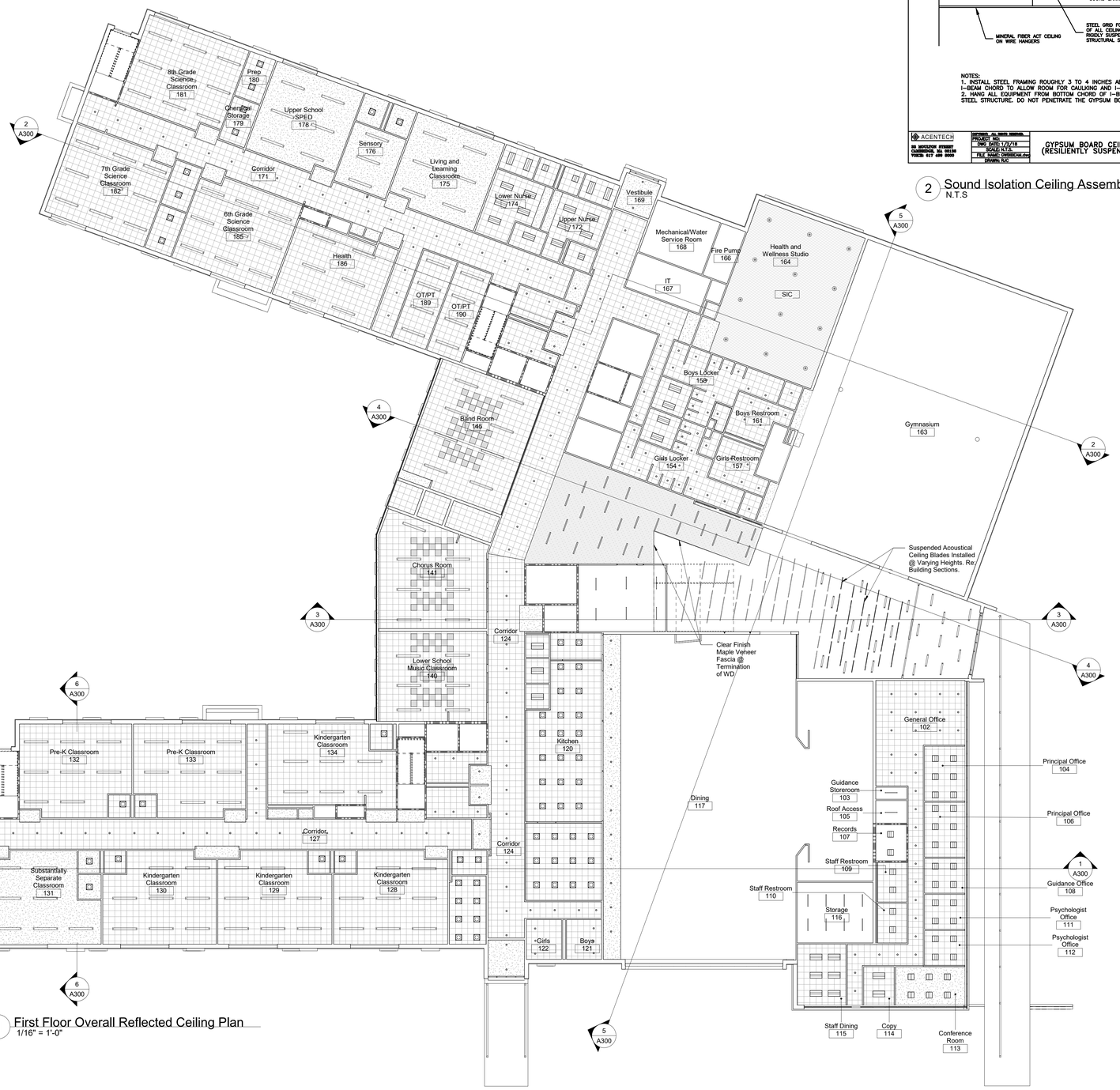

1 First Floor Overall Reflected Ceiling Plan
1/16" = 1'-0"

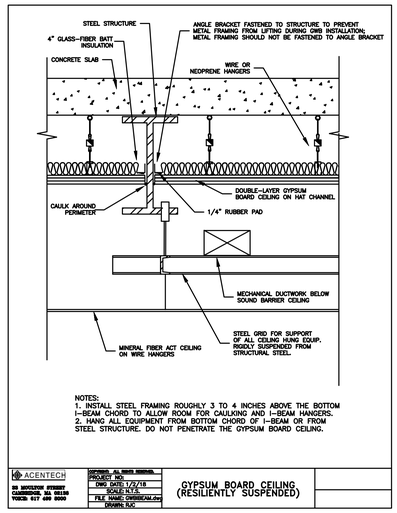

NOTES:
1. INSTALL STEEL FRAMING ROUGHLY 3 TO 4 INCHES ABOVE THE BOTTOM I-BEAM CHORD TO ALLOW ROOM FOR CAULKING AND I-BEAM HANGERS.
2. HANG ALL EQUIPMENT FROM BOTTOM CHORD OF I-BEAM OR FROM STEEL STRUCTURE. DO NOT PENETRATE THE GYPSUM BOARD CEILING.

ACENTECH
33 MOULTON STREET
CAMBRIDGE, MA 02138
VOICE: 617 499 8000

ORIGINAL PLOT DATE/REVISIONS:
PROJECT NO.
DWG. DATE: 7/27/18
SCALE: N.T.S.
FILE NAME: GWB&CEILING DRAWING TOC

GYPSUM BOARD CEILING (RESILIENTLY SUSPENDED)

2 Sound Isolation Ceiling Assembly Detail
N.T.S

Ceiling Legend

- Gympsum Wall Board (GWB)
- 2 Hour Rated GWB Assembly (RGA)
- ACT Ceiling - 2x2 (ACT)
- Suspended Linear Wood Acoustic Ceiling (WD)
- ACT Ceiling with Unistrut Grid - 4x4 (UG)
- Acoustical Deck (AMD)
- Sound Isolation Ceiling Assembly (SIC). RE: 2 / A105
- Suspended Acoustical Ceiling Blades
- 2' x 2' Pyramid Sound Diffusers

Lighting Legend

- 2'x2' LED Recessed Downlight
- 2'x2' LED Recessed Downlight
- LED Pendant
- LED Strip Light
- LED Recessed Downlight
- LED High Bay Fixture
- LED Ring Pendant
- LED Square Pendant
- LED Recessed Strip Light
- LED Troffer Light
- LED Linear Wall Washer
- Exit Sign
- Concealed Sprinkler
- Return Diffuser
- Display Light

General RCP Notes

1. See MEPFP drawings for any exit signs, occupancy sensors or other ceiling-mounted equipment not shown in architectural ceiling plans.
2. Align sprinkler heads, light fixtures, diffusers and junction boxes etc. as indicated on drawings. At areas of ACT ceilings, all items are to be centered within tiles U.N.O. Coordinate trades prior to installation of devices.
3. Exit signs shall be aligned with their associated openings, or centered in the corridor.
4. All sprinkler heads to be centered with lighting, door openings and windows. Contractor shall be responsible for sprinkler coordination.
5. See electrical drawings for light fixture type and technical specifications.
6. Coordinate recessed light fixture locations with ductwork and structure. Submit coordination drawings for approval.
7. Light filtering mesh shades are to be provided at all exterior window openings per specifications U.N.O.
8. Cellulose spray-applied thermal insulation/acoustical finish to be applied prior to installation of all MEP items. Spray to be patched as required after MEP installed.
9. The bottom of all cable trays is to be no lower than 8'-6" AFF.
10. The bottom of all pendant light fixtures is to be no lower than 8'-0" AFF.
11. Exit signs in corridors require pendant mounting, final mounting height TBD, review in field prior to installation.
12. ACT ceiling layout demonstrates intent. Final location of grid must be reviewed in field with architect prior to installation, see also specifications.
13. All existing columns and exposed beams to be left exposed are to be parged and painted.
14. Provide 4" Axiom Trim Edge @ All Exposed ACT & WD Ceilings.

Finegold Alexander Architects

PROJECT TEAM:

OWNER:
Leicester Public School
3 Washburn Sq. 3rd Floor
Leicester, MA 01524

Structural Engineer
RSE Associates, Inc.
63 Pleasant St. Ste. 200
Watertown, MA 02472
T: 617.926.9300

MPFP Engineer
BLW Engineers, Inc.
311 Great Road, Post Office Box 1551
Littleton, MA 01460
T: 978.486.4301

Landscape Architect
Warner Larson Landscape Architects
130 West Broadway
Boston, MA 02127
T: 617.464.1440

Electrical Engineer
ART Engineering
38 Front St. Flr 3
Worcester, MA 01608
T: 508.797.7071

Civil Engineer
Nitsch Engineering
2 Center Plaza, Suite 430
Boston, MA 02108
T: 617.338.0063

Geotechnical Engineer
McPhail Associates, LLC
2269 Massachusetts Ave.
Cambridge, MA 02140
T: 617.868.1420

Code Consultant
Jensen Hughes
1 Lincoln St.
Boston, MA 02111
T: 508.538.9409

Kitchen Consultant
Crabtree McGrath Associates, Inc.
161 West Main Street
Georgetown, MA 01833
T: 978.352.8500

Owners Project Manager
NV5
70 Fargo Street, Suite 800
Boston, MA 02210

KEY PLAN:

NORTH

SEAL:

PRELIMINARY NOT FOR CONSTRUCTION

PROJECT INFORMATION:

Leicester Middle School

70 Winslow Ave.
Leicester, MA 01524

PROJECT #: 201601510015
PROJECT ISSUE DATE: 02/13/2020
PROJECT STATUS: Schematic Design

SHEET NAME:

First Floor Overall Reflected Ceiling Plan

DRAWING HISTORY:

NO.	DATE	DESCRIPTION

SHEET #:

A105

C:\Users\bpearcy\Documents\Leicester School_(Central)_ARC2019_bpearcy.rvt
2/5/2020 1:30:30 PM

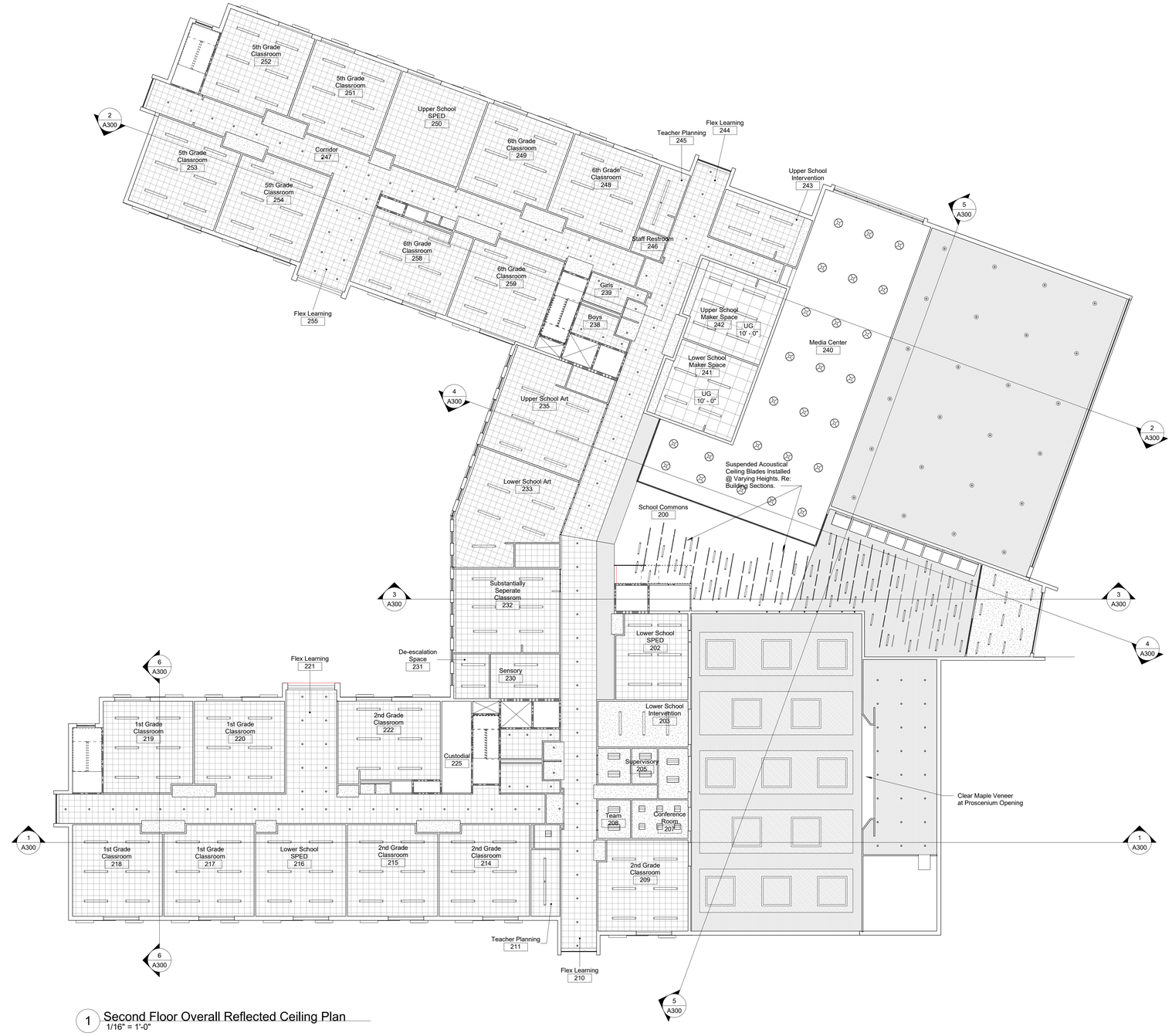

1 Second Floor Overall Reflected Ceiling Plan
1/16" = 1'-0"

C:\Users\bpearcy\Documents\Leicester School_(Central)_ARC2019_bpearcy.rvt
2/5/2020 1:30:35 PM

Ceiling Legend

- Gympsum Wall Board (GWB)
- 2 Hour Rated GWB Assembly (RGA)
- ACT Ceiling - 2x2 (ACT)
- Suspended Linear Wood Acoustic Ceiling (WD)
- ACT Ceiling with Unistrut Grid - 4x4 (UG)
- Acoustical Deck (AMD)
- Sound Isolation Ceiling Assembly (SIC). RE: 2 / A105
- Suspended Acoustical Ceiling Blades
- 2' x 2' Pyramid Sound Diffusers

Lighting Legend

- 2'x2' LED Recessed Downlight
- 2'x2' LED Recessed Downlight
- LED Pendant
- LED Strip Light
- LED Recessed Downlight
- LED High Bay Fixture
- LED Ring Pendant
- LED Square Pendant
- LED Recessed Strip Light
- LED Troffer Light
- LED Linear Wall Washer
- Exit Sign
- Concealed Sprinkler
- Return Diffuser
- Display Light

General RCP Notes

1. See MEPFP drawings for any exit signs, occupancy sensors or other ceiling-mounted equipment not shown in architectural ceiling plans.
2. Align sprinkler heads, light fixtures, diffusers and junction boxes etc. as indicated on drawings. At areas of ACT ceilings, all items are to be centered within tiles U.N.O. Coordinate trades prior to installation of devices.
3. Exit signs shall be aligned with their associated openings, or centered in the corridor.
4. All sprinkler heads to be centered with lighting, door openings and windows. Contractor shall be responsible for sprinkler coordination.
5. See electrical drawings for light fixture type and technical specifications.
6. Coordinate recessed light fixture locations with ductwork and structure. Submit coordination drawings for approval.
7. Light filtering mesh shades are to be provided at all exterior window openings per specifications U.N.O.
8. Cellulose spray-applied thermal insulation/acoustical finish to be applied prior to installation of all MEP items. Spray to be patched as required after MEP installed.
9. The bottom of all cable trays is to be no lower than 8'-6" AFF.
10. The bottom of all pendant light fixtures is to be no lower than 8'-0" AFF.
11. Exit signs in corridors require pendant mounting, final mounting height TBD, review in field prior to installation.
12. ACT ceiling layout demonstrates intent. Final location of grid must be reviewed in field with architect prior to installation, see also specifications.
13. All existing columns and exposed beams to be left exposed are to be parged and painted.
14. Provide 4" Axiom Trim Edge @ All Exposed ACT & WD Ceilings.

Finegold Alexander Architects

PROJECT TEAM:

OWNER:
Leicester Public School
3 Washburn Sq. 3rd Floor
Leicester, MA 01524

Structural Engineer
RSE Associates, Inc.
63 Pleasant St. Ste. 200
Watertown, MA 02472
T: 617.926.9300

MPFP Engineer
BLW Engineers, Inc.
311 Great Road, Post Office Box 1551
Littleton, MA 01460
T: 978.486.4301

Landscape Architect
Warner Larson Landscape Architects
130 West Broadway
Boston, MA 02127
T: 617.464.1440

Electrical Engineer
ART Engineering
38 Front St. Flr 3
Worcester, MA 01608
T: 508.797.7071

Civil Engineer
Nitsch Engineering
2 Center Plaza, Suite 430
Boston, MA 02108
T: 617.338.0063

Geotechnical Engineer
McPhail Associates, LLC
2269 Massachusetts Ave.
Cambridge, MA 02140
T: 617.868.1420

Code Consultant
Jensen Hughes
1 Lincoln St.
Boston, MA 02111
T: 508.538.9409

Kitchen Consultant
Crabtree McGrath Associates, Inc.
161 West Main Street
Georgetown, MA 01833
T: 978.352.8500

Owners Project Manager
NV5
70 Fargo Street, Suite 800
Boston, MA 02210

KEY PLAN:

NORTH

SEAL:

PRELIMINARY NOT FOR CONSTRUCTION

PROJECT INFORMATION:

Leicester Middle School

70 Winslow Ave.
Leicester, MA 01524

PROJECT #: 201601510015
PROJECT ISSUE DATE: 02/13/2020
PROJECT STATUS: Schematic Design

SHEET NAME:

Second Floor Overall Reflected Ceiling Plan

DRAWING HISTORY:

NO.	DATE	DESCRIPTION

SHEET #:

A106

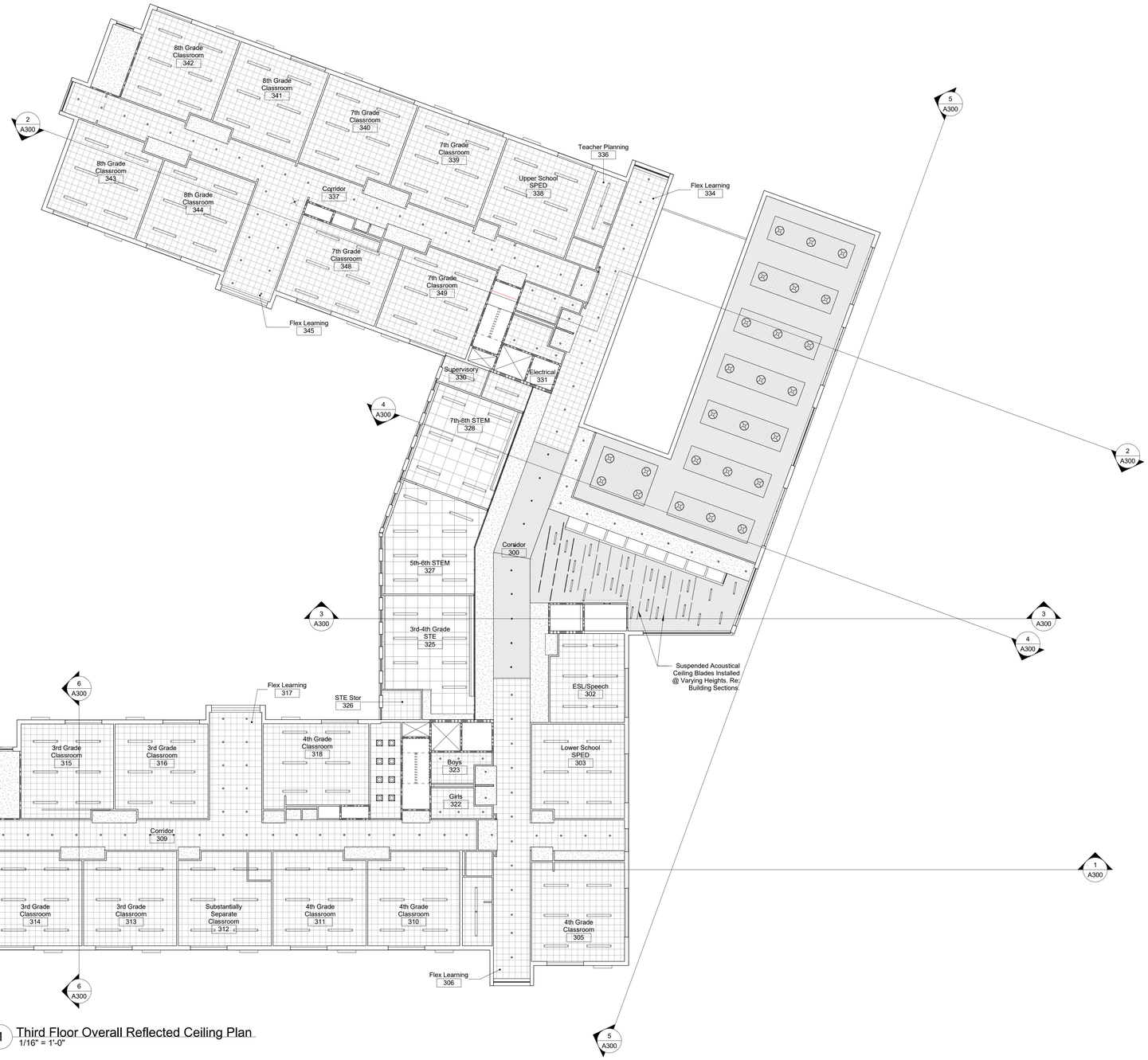

1 Third Floor Overall Reflected Ceiling Plan
1/16" = 1'-0"

C:\Users\bpearcy\Documents\Leicester School_(Central)_ARC2019_bpearcy.rvt
2/5/2020 1:30:40 PM

Ceiling Legend

- Gympsum Wall Board (GWB)
- 2 Hour Rated GWB Assembly (RGA)
- ACT Ceiling - 2x2 (ACT)
- Suspended Linear Wood Acoustic Ceiling (WD)
- ACT Ceiling with Unistrut Grid - 4x4 (UG)
- Acoustical Deck (AMD)
- Sound Isolation Ceiling Assembly (SIC). RE: 2 / A105
- Suspended Acoustical Ceiling Blades
- 2' x 2' Pyramid Sound Diffusers

Lighting Legend

- 2'x2' LED Recessed Downlight
- 2'x2' LED Recessed Downlight
- LED Pendant
- LED Strip Light
- LED Recessed Downlight
- LED High Bay Fixture
- LED Ring Pendant
- LED Square Pendant
- LED Recessed Strip Light
- LED Troffer Light
- LED Linear Wall Washer
- Exit Sign
- Concealed Sprinkler
- Return Diffuser
- Display Light

General RCP Notes

1. See MEPFP drawings for any exit signs, occupancy sensors or other ceiling-mounted equipment not shown in architectural ceiling plans.

2. Align sprinkler heads, light fixtures, diffusers and junction boxes etc. as indicated on drawings. At areas of ACT ceilings, all items are to be centered within tiles U.N.O. Coordinate trades prior to installation of devices.

3. Exit signs shall be aligned with their associated openings, or centered in the corridor.

4. All sprinkler heads to be centered with lighting, door openings and windows. Contractor shall be responsible for sprinkler coordination.

5. See electrical drawings for light fixture type and technical specifications.

6. Coordinate recessed light fixture locations with ductwork and structure. Submit coordination drawings for approval.

7. Light filtering mesh shades are to be provided at all exterior window openings per specifications U.N.O.

8. Cellulose spray-applied thermal insulation/acoustical finish to be applied prior to installation of all MEP items. Spray to be patched as required after MEP installed.

9. The bottom of all cable trays is to be no lower than 8'-6" AFF.

10. The bottom of all pendant light fixtures is to be no lower than 8'-0" AFF.

11. Exit signs in corridors require pendant mounting, final mounting height TBD, review in field prior to installation.

12. ACT ceiling layout demonstrates intent. Final location of grid must be reviewed in field with architect prior to installation, see also specifications.

13. All existing columns and exposed beams to be left exposed are to be parged and painted.

14. Provide 4" Axiom Trim Edge @ All Exposed ACT & WD Ceilings.

Finegold Alexander Architects

PROJECT TEAM:

OWNER:
Leicester Public School
3 Washburn Sq. 3rd Floor
Leicester, MA 01524

Structural Engineer
RSE Associates, Inc.
63 Pleasant St. Ste. 200
Watertown, MA 02472
T: 617.926.9300

MPFP Engineer
BLW Engineers, Inc.
311 Great Road, Post Office Box 1551
Littleton, MA 01460
T: 978.486.4301

Landscape Architect
Warner Larson Landscape Architects
130 West Broadway
Boston, MA 02127
T: 617.464.1440

Electrical Engineer
ART Engineering
38 Front St. Flr 3
Worcester, MA 01608
T: 508.797.7071

Civil Engineer
Nitsch Engineering
2 Center Plaza, Suite 430
Boston, MA 02108
T: 617.338.0063

Geotechnical Engineer
McPhail Associates, LLC
2269 Massachusetts Ave.
Cambridge, MA 02140
T: 617.868.1420

Code Consultant
Jensen Hughes
1 Lincoln St.
Boston, MA 02111
T: 508.538.9409

Kitchen Consultant
Crabtree McGrath Associates, Inc.
161 West Main Street
Georgetown, MA 01833
T: 978.352.8500

Owners Project Manager
NV5
70 Fargo Street, Suite 800
Boston, MA 02210

KEY PLAN:

NORTH

SEAL:

PRELIMINARY NOT FOR CONSTRUCTION

PROJECT INFORMATION:

Leicester Middle School

70 Winslow Ave.
Leicester, MA 01524

PROJECT #: 201601510015
PROJECT ISSUE DATE: 02/13/2020
PROJECT STATUS: Schematic Design

SHEET NAME:

Third Floor Overall Reflected Ceiling Plan

DRAWING HISTORY:

NO.	DATE	DESCRIPTION

SHEET #:

A107

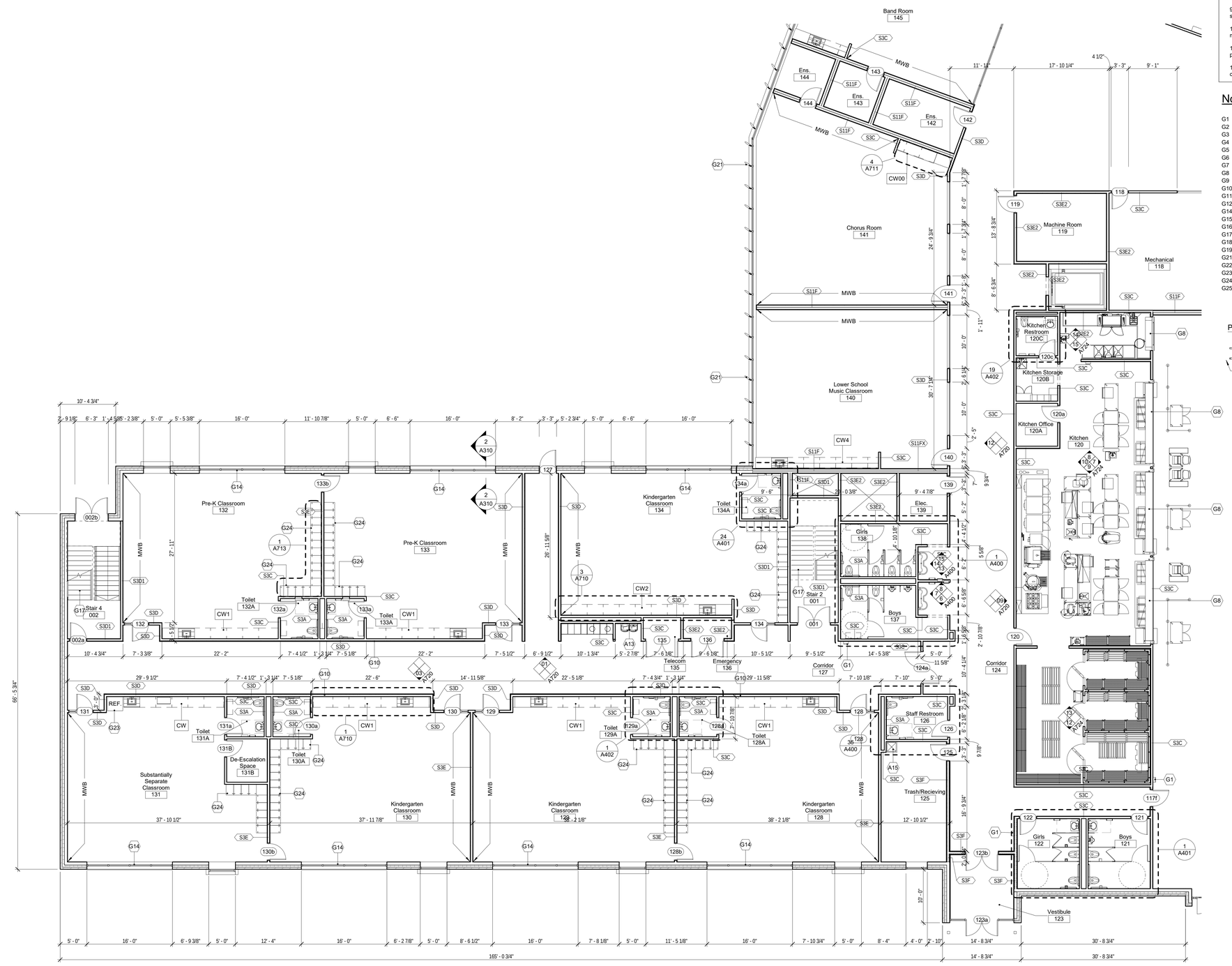

1 First Floor Partial Plan - Part A
1/8" = 1'-0"

C:\Users\bpearcy\Documents\Leicester School_(Central)_ARC2019_bpearcy.rvt
2/5/2020 1:30:53 PM

General Notes

1. Contractor shall field verify all existing site, building, and utility conditions and shall proprntly notify the architect of any discrepancies between such existing conditions and the requirements of the contract documents for clarification and/or resolution prior to the commencement of any affected work. The architect shall provide such clarification and/or resolution according to the provisions of the project manual prior to the commencement of any affected work.

2. Dimensions noted as "clear" are taken from finished face of construction. All dimensions are taken from finished face of construction and from column center lines unless noted otherwise.

3. All indications and notifications on the drawings applying to one area, component or condition shall apply to all other similar areas, components and conditions unless clearly noted otherwise.

4. Drawings are not to be scaled. Dimensions shall take precedence over scale shown on drawings. The contractor shall request clarification from the architect of any dimensional requirements necessary for the proper execution of any affected work prior to the commencement of such work.

5. Support all vertical duct runs at each floor. Provide angles and slab reinforcement at edges as required. Anchor ducts to adjacent wall surface. Provide adequate blocking and support in wall for duct load.

6. Pitch tapered insulation to provide crickets around all roof top equipment, elevator overrides and roof penetrations as required. Provide shop drawings for tapered insulation per the requirements of the specifications.

7. Unless noted on architectural drawings, see mechanical and plumbing drawings for roof penetrations and provide flashing as required and per roofing manufacturer's instructions.

8. Provide blocking for grab bars at all accessible toilet rooms.

9. All plywood backer boards to be fire retardant 1/2" plywood on 2x4 fire retardant wood blocking. Plywood sheets to be 4x8 typical installed vertically and as required by the specific trade.

10. At all MEP/FP penetrations in rated floor/ceiling and wall assemblies contractor to firestop penetration to match assembly rating.

11. All metal sill flashings at storefront openings are by the metal panel installer. All first floor sill flashings at precast concrete panel base are by metal panel installer. All other flashings are by roofing and flashing contractor.

12. For all wall mounted and ceiling mounted equipment noted as N.I.C. contractor is to provide in-wall and/or ceiling blocking. Coordinate with owner furnished equipment for blocking requirements.

Notes - General

G1	Semi-Recessed Fire Extinguisher Cabinet
G2	Wall Attached Telescopc Seating
G3	Retractable Curtain and Track Above
G4	Retractable Ceiling Mounted Basketball Hoop and Backboard
G5	Vinyl Wall Pads at Perimeter Provide Blocking as Required
G6	Built in Teacher Mailboxes
G7	Copy Machine
G8	Electric Overhead Coiling Door, RE: Door Schedule
G9	Kiln, RE: MEP
G10	Tack Tracks Running the Entire Length of the Corridor
G11	Hinged Floor Sleeve for Removable Volleyball Posts
G12	LCD Screen
G14	Horizontal Light Shelf Above, Typ.
G15	Single Tier Lockers with Solid Surface Shelf Above.
G16	Curtain Rod and Curtain
G17	Metal Pan Stair with Stainless Steel Handrails
G18	Half wall with Hardwood Cap and Built in Security Desk
G19	Roof Access Ladder with Cage
G21	Vertical Sunshades, Typical all East and West Windows, Typ.
G22	Painted Steel Guardrails w/ Mechanically Fastened Stainless Steel Handrails
G23	Refrigerator
G24	Clear Finish Maple Veneer Cubbies with Coat Hooks. Re: Millwork Elevations.
G25	Maple Veneer Tiered Seating.

Plan Legend

1 HR Fire Rated Partition

2 HR Fire Rated Partition

MWB Whiteboard Paint with Magnetic Primer from floor finish to 6'-0" AFF, U.N.O.

Finegold Alexander Architects

PROJECT TEAM:

OWNER:
Leicester Public School
3 Washburn Sq. 3rd Floor
Leicester, MA 01524

Structural Engineer
RSE Associates, Inc.
63 Pleasant St. Ste. 200
Watertown, MA 02472
T: 617.926.9300

MPFP Engineer
BLW Engineers, Inc.
311 Great Road, Post Office Box 1551
Littleton, MA 01460
T: 978.486.4301

Landscape Architect
Warner Larson Landscape Architects
130 West Broadway
Boston, MA 02127
T: 617.464.1440

Electrical Engineer
ART Engineering
38 Front St. Flr 3
Worcester, MA 01608
T: 508.797.7071

Civil Engineer
Nitsch Engineering
2 Center Plaza, Suite 430
Boston, MA 02108
T: 617.338.0063

Geotechnical Engineer
McPhail Associates, LLC
2269 Massachusetts Ave.
Cambridge, MA 02140
T: 617.868.1420

Code Consultant
Jensen Hughes
1 Lincoln St.
Boston, MA 02111
T: 508.538.9409

Kitchen Consultant
Crabtree McGrath Associates, Inc.
161 West Main Street
Georgetown, MA 01833
T: 978.352.8500

Owners Project Manager
NV5
70 Fargo Street, Suite 800
Boston, MA 02210

KEY PLAN:

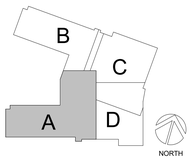

SEAL:

PRELIMINARY
NOT FOR
CONSTRUCTION

PROJECT INFORMATION:

Leicester Middle School

70 Winslow Ave.
Leicester, MA 01524

PROJECT #: 201601510015
PROJECT ISSUE DATE: 02/13/2020
PROJECT STATUS: Schematic Design

SHEET NAME:

First Floor Partial Plan - Part A

DRAWING HISTORY:

NO.	DATE	DESCRIPTION

SHEET #:

A110

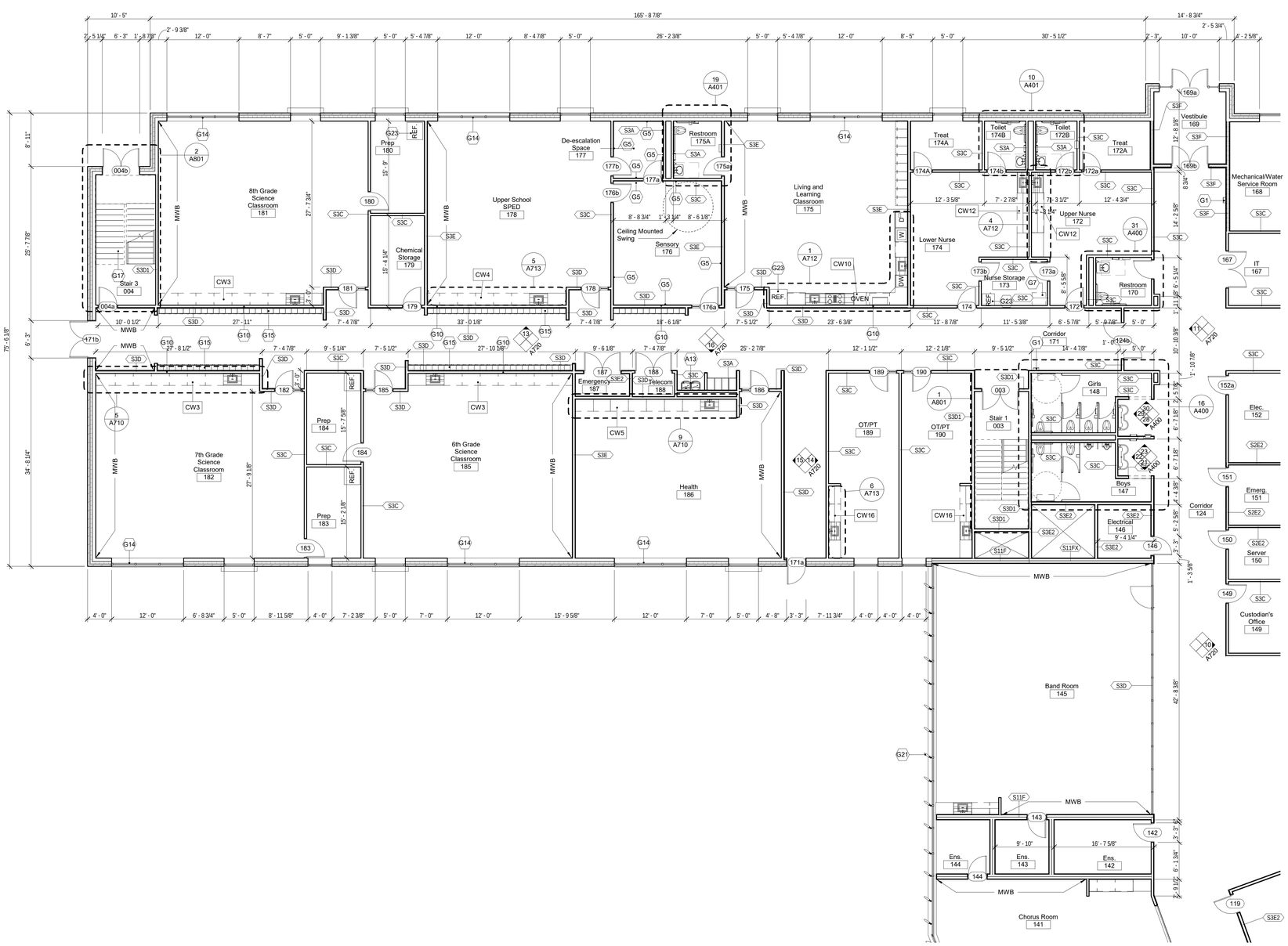

1 First Floor Partial Plan - Part B
1/8" = 1'-0"

C:\Users\bpearcy\Documents\Leicester School_(Central)_ARC2019_bpearcy.rvt
2/5/2020 1:31:00 PM

General Notes

1. Contractor shall field verify all existing site, building, and utility conditions and shall propmtly notify the architect of any discrepancies between such existing conditions and the requirements of the contract documents for clarification and/or resolution prior to the commencement of any affected work. The architect shall provide such clarification and/or resolution according to the provisions of the project manual prior to the commencement of any affected work.

2. Dimensions noted as "clear" are taken from finished face of construction. All dimensions are taken from finished face of construction and from column center lines unless noted otherwise.

3. All indications and notifications on the drawings applying to one area, component or condition shall apply to all other similar areas, components and conditions unless clearly noted otherwise.

4. Drawings are not to be scaled. Dimensions shall take precedence over scale shown on drawings. The contractor shall request clarification from the architect of any dimensional requirements necessary for the proper execution of any affected work prior to the commencement of such work.

5. Support all vertical duct runs at each floor. Provide angles and slab reinforcement at edges as required. Anchor ducts to adjacent wall surface. Provide adequate blocking and support in wall for duct load.

6. Pitch tapered insulation to provide crickets around all roof top equipment, elevator overrides and roof penetrations as required. Provide shop drawings for tapered insulation per the requirements of the specifications.

7. Unless noted on architectural drawings, see mechanical and plumbing drawings for roof penetrations and provide flashing as required and per roofing manufacturer's instructions.

8. Provide blocking for grab bars at all accessible toilet rooms.

9. All plywood backer boards to be fire retardant 1/2" plywood on 2x4 fire retardant wood blocking. Plywood sheets to be 4x8 typical installed vertically and as required by the specific trade.

10. At all MEP/FP penetrations in rated floor/ceiling and wall assemblies contractor to firestop penetration to match assembly rating.

11. All metal sill flashings at storefront openings are by the metal panel installer. All first floor sill flashings at precast concrete panel base are by metal panel installer. All other flashings are by roofing and flashing contractor.

12. For all wall mounted and ceiling mounted equipment noted as N.I.C. contractor is to provide in-wall and/or ceiling blocking. Coordinate with owner furnished equipment for blocking requirements.

Notes - General

G1	Semi-Recessed Fire Extinguisher Cabinet
G2	Wall Attached Telescopc Seating
G3	Retractable Curtain and Track Above
G4	Retractable Ceiling Mounted Basketball Hoop and Backboard
G5	Vinyl Wall Pads at Perimeter Provide Blocking as Required
G6	Built in Teacher Mailboxes
G7	Copy Machine
G8	Electric Overhead Coiling Door, RE: Door Schedule
G9	Kiln, RE: MEP
G10	Tack Tracks Running the Entire Length of the Corridor
G11	Hinged Floor Sleeve for Removable Volleyball Posts
G12	LCD Screen
G14	Horizontal Light Shelf Above, Typ.
G15	Single Tier Lockers with Solid Surface Shelf Above.
G16	Curtain Rod and Curtain
G17	Metal Pan Stair with Stainless Steel Handrails
G18	Half wall with Hardwood Cap and Built in Security Desk
G19	Roof Access Ladder with Cage
G21	Vertical Sunshades, Typical all East and West Windows, Typ.
G22	Painted Steel Guardrails w/ Mechanically Fastened Stainless Steel Handrails
G23	Refrigerator
G24	Clear Finish Maple Veneer Cubbies with Coat Hooks. Re: Millwork Elevations.
G25	Maple Veneer Tiered Seating.

Plan Legend

1 HR Fire Rated Partition

2 HR Fire Rated Partition

MWB Whiteboard Paint with Magnetic Primer from floor finish to 6'-0" AFF, U.N.O.

Finegold Alexander Architects

PROJECT TEAM:

OWNER:
Leicester Public School
3 Washburn Sq. 3rd Floor
Leicester, MA 01524

Structural Engineer
RSE Associates, Inc.
63 Pleasant St. Ste. 200
Watertown, MA 02472
T: 617.926.9300

MPFP Engineer
BLW Engineers, Inc.
311 Great Road, Post Office Box 1551
Littleton, MA 01460
T: 978.486.4301

Landscape Architect
Warner Larson Landscape Architects
130 West Broadway
Boston, MA 02127
T: 617.464.1440

Electrical Engineer
ART Engineering
38 Front St. Flr 3
Worcester, MA 01608
T: 508.797.7071

Civil Engineer
Nitsch Engineering
2 Center Plaza, Suite 430
Boston, MA 02108
T: 617.338.0063

Geotechnical Engineer
McPhail Associates, LLC
2269 Massachusetts Ave.
Cambridge, MA 02140
T: 617.868.1420

Code Consultant
Jensen Hughes
1 Lincoln St.
Boston, MA 02111
T: 508.538.9409

Kitchen Consultant
Crabtree McGrath Associates, Inc.
161 West Main Street
Georgetown, MA 01833
T: 978.352.8500

Owners Project Manager
NV5
70 Fargo Street, Suite 800
Boston, MA 02210

KEY PLAN:

SEAL:

PRELIMINARY NOT FOR CONSTRUCTION

PROJECT INFORMATION:

Leicester Middle School

70 Winslow Ave.
Leicester, MA 01524

PROJECT #: 201601510015
PROJECT ISSUE DATE: 02/13/2020
PROJECT STATUS: Schematic Design

SHEET NAME:

First Floor Partial Plan - Part B

DRAWING HISTORY:

NO.	DATE	DESCRIPTION

SHEET #:

A111

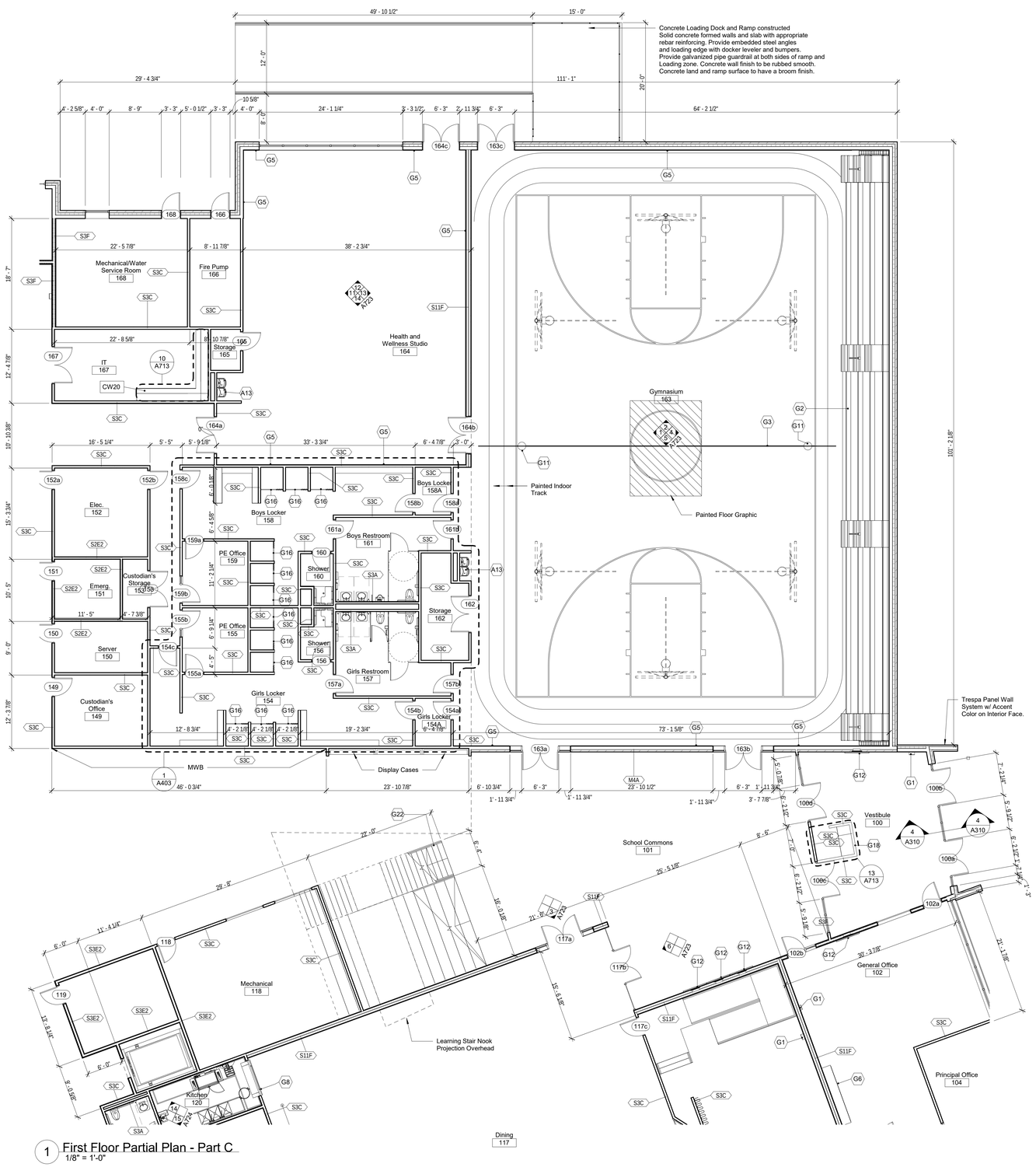

1 First Floor Partial Plan - Part C
1/8" = 1'-0"

C:\Users\bpearcy\Documents\Leicester School_(Central)_ARC2019_bpearcy.rvt
2/5/2020 1:31:06 PM

General Notes

1. Contractor shall field verify all existing site, building, and utility conditions and shall propmtly notify the architect of any discrepancies between such existing conditions and the requirements of the contract documents for clarification and/or resolution prior to the commencement of any affected work. The architect shall provide such clarification and/or resolution according to the provisions of the project manual prior to the commencement of any affected work.

2. Dimensions noted as "clear" are taken from finished face of construction. All dimensions are taken from finished face of construction and from column center lines unless noted otherwise.

3. All indications and notifications on the drawings applying to one area, component or condition shall apply to all other similar areas, components and conditions unless clearly noted otherwise.

4. Drawings are not to be scaled. Dimensions shall take precedence over scale shown on drawings. The contractor shall request clarification from the architect of any dimensional requirements necessary for the proper execution of any affected work prior to the commencement of such work.

5. Support all vertical duct runs at each floor. Provide angles and slab reinforcement at edges as required. Anchor ducts to adjacent wall surface. Provide adequate blocking and support in wall for duct load.

6. Pitch tapered insulation to provide crickets around all roof top equipment, elevator overrides and roof penetrations as required. Provide shop drawings for tapered insulation per the requirements of the specifications.

7. Unless noted on architectural drawings, see mechanical and plumbing drawings for roof penetrations and provide flashing as required and per roofing manufacturer's instructions.

8. Provide blocking for grab bars at all accessible toilet rooms.

9. All plywood backer boards to be fire retardant 1/2" plywood on 2x4 fire retardant wood blocking. Plywood sheets to be 4x8 typical installed vertically and as required by the specific trade.

10. At all MEP/FP penetrations in rated floor/ceiling and wall assemblies contractor to firestop penetration to match assembly rating.

11. All metal sill flashings at storefront openings are by the metal panel installer. All first floor sill flashings at precast concrete panel base are by metal panel installer. All other flashings are by roofing and flashing contractor.

12. For all wall mounted and ceiling mounted equipment noted as N.I.C. contractor is to provide in-wall and/or ceiling blocking. Coordinate with owner furnished equipment for blocking requirements.

Notes - General

G1	Semi-Recessed Fire Extinguisher Cabinet
G2	Wall Attached Telescopc Seating
G3	Retractable Curtain and Track Above
G4	Retractable Ceiling Mounted Basketball Hoop and Backboard
G5	Vinyl Wall Pads at Perimeter Provide Blocking as Required
G6	Built in Teacher Mailboxes
G7	Copy Machine
G8	Electric Overhead Coiling Door, RE: Door Schedule
G9	Kiln, RE: MEP
G10	Tack Tracks Running the Entire Length of the Corridor
G11	Hinged Floor Sleeve for Removable Volleyball Posts
G12	LCD Screen
G14	Horizontal Light Shelf Above, Typ.
G15	Single Tier Lockers with Solid Surface Shelf Above.
G16	Curtain Rod and Curtain
G17	Metal Pan Stair with Stainless Steel Handrails
G18	Half wall with Hardwood Cap and Built in Security Desk
G19	Roof Access Ladder with Cage
G21	Vertical Sunshades, Typical all East and West Windows, Typ.
G22	Painted Steel Guardrails w/ Mechanically Fastened Stainless Steel Handrails
G23	Refrigerator
G24	Clear Finish Maple Veneer Cubbies with Coat Hooks. Re: Millwork Elevations.
G25	Maple Veneer Tiered Seating.

Plan Legend

1 HR Fire Rated Partition

2 HR Fire Rated Partition

MWB Whiteboard Paint with Magnetic Primer from floor finish to 6'-0" AFF, U.N.O.

Finegold Alexander Architects

PROJECT TEAM:

OWNER:
Leicester Public School
3 Washburn Sq. 3rd Floor
Leicester, MA 01524

Structural Engineer
RSE Associates, Inc.
63 Pleasant St. Ste. 200
Watertown, MA 02472
T: 617.926.9300

MPFP Engineer
BLW Engineers, Inc.
311 Great Road, Post Office Box 1551
Littleton, MA 01460
T: 978.486.4301

Landscape Architect
Warner Larson Landscape Architects
130 West Broadway
Boston, MA 02127
T: 617.464.1440

Electrical Engineer
ART Engineering
38 Front St. Flr 3
Worcester, MA 01608
T: 508.797.7071

Civil Engineer
Nitsch Engineering
2 Center Plaza, Suite 430
Boston, MA 02108
T: 617.338.0063

Geotechnical Engineer
McPhail Associates, LLC
2269 Massachusetts Ave.
Cambridge, MA 02140
T: 617.868.1420

Code Consultant
Jensen Hughes
1 Lincoln St.
Boston, MA 02111
T: 508.538.9409

Kitchen Consultant
Crabtree McGrath Associates, Inc.
161 West Main Street
Georgetown, MA 01833
T: 978.352.8500

Owners Project Manager
NV5
70 Fargo Street, Suite 800
Boston, MA 02210

KEY PLAN:

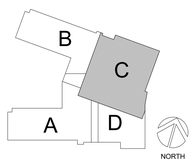

SEAL:

PRELIMINARY NOT FOR CONSTRUCTION

PROJECT INFORMATION:

Leicester Middle School

70 Winslow Ave.
Leicester, MA 01524

PROJECT #: 201601510015
PROJECT ISSUE DATE: 02/13/2020
PROJECT STATUS: Schematic Design

SHEET NAME:

First Floor Partial Plan - Part C

DRAWING HISTORY:

NO.	DATE	DESCRIPTION

SHEET #:

A112

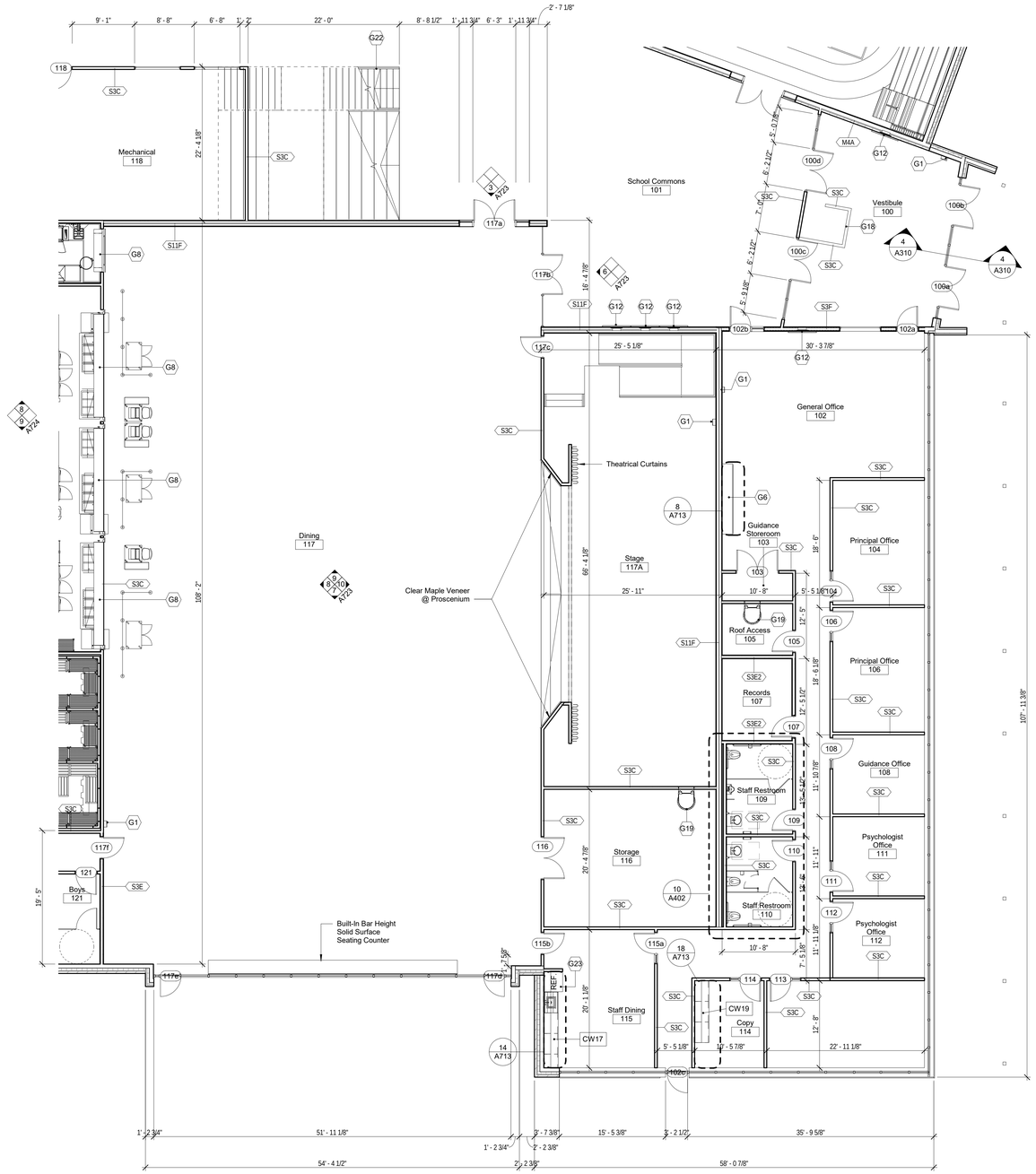

1 First Floor Partial Plan - Part D
1/8" = 1'-0"

C:\Users\bpearcy\Documents\Leicester School_(Central)_ARC2019_bpearcy.rvt
2/5/2020 1:31:12 PM

General Notes

1. Contractor shall field verify all existing site, building, and utility conditions and shall propmtly notify the architect of any discrepancies between such existing conditions and the requirements of the contract documents for clarification and/or resolution prior to the commencement of any affected work. The architect shall provide such clarification and/or resolution according to the provisions of the project manual prior to the commencement of any affected work.

2. Dimensions noted as "clear" are taken from finished face of construction. All dimensions are taken from finished face of construction and from column center lines unless noted otherwise.

3. All indications and notifications on the drawings applying to one area, component or condition shall apply to all other similar areas, components and conditions unless clearly noted otherwise.

4. Drawings are not to be scaled. Dimensions shall take precedence over scale shown on drawings. The contractor shall request clarification from the architect of any dimensional requirements necessary for the proper execution of any affected work prior to the commencement of such work.

5. Support all vertical duct runs at each floor. Provide angles and slab reinforcement at edges as required. Anchor ducts to adjacent wall surface. Provide adequate blocking and support in wall for duct load.

6. Pitch tapered insulation to provide crickets around all roof top equipment, elevator overrides and roof penetrations as required. Provide shop drawings for tapered insulation per the requirements of the specifications.

7. Unless noted on architectural drawings, see mechanical and plumbing drawings for roof penetrations and provide flashing as required and per roofing manufacturer's instructions.

8. Provide blocking for grab bars at all accessible toilet rooms.

9. All plywood backer boards to be fire retardant 1/2" plywood on 2x4 fire retardant wood blocking. Plywood sheets to be 4x8 typical installed vertically and as required by the specific trade.

10. At all MEP/FP penetrations in rated floor/ceiling and wall assemblies contractor to firestop penetration to match assembly rating.

11. All metal sill flashings at storefront openings are by the metal panel installer. All first floor sill flashings at precast concrete panel base are by metal panel installer. All other flashings are by roofing and flashing contractor.

12. For all wall mounted and ceiling mounted equipment noted as N.I.C. contractor is to provide in-wall and/or ceiling blocking. Coordinate with owner furnished equipment for blocking requirements.

Notes - General

G1	Semi-Recessed Fire Extinguisher Cabinet
G2	Wall Attached Telescopc Seating
G3	Retractable Curtain and Track Above
G4	Retractable Ceiling Mounted Basketball Hoop and Backboard
G5	Vinyl Wall Pads at Perimeter Provide Blocking as Required
G6	Built in Teacher Mailboxes
G7	Copy Machine
G8	Electric Overhead Coiling Door, RE: Door Schedule
G9	Kiln, RE: MEP
G10	Tack Tracks Running the Entire Length of the Corridor
G11	Hinged Floor Sleeve for Removable Volleyball Posts
G12	LCD Screen
G14	Horizontal Light Shelf Above, Typ.
G15	Single Tier Lockers with Solid Surface Shelf Above.
G16	Curtain Rod and Curtain
G17	Metal Pan Stair with Stainless Steel Handrails
G18	Half wall with Hardwood Cap and Built in Security Desk
G19	Roof Access Ladder with Cage
G21	Vertical Sunshades, Typical all East and West Windows, Typ.
G22	Painted Steel Guardrails w/ Mechanically Fastened Stainless Steel Handrails
G23	Refrigerator
G24	Clear Finish Maple Veneer Cubbies with Coat Hooks. Re: Millwork Elevations.
G25	Maple Veneer Tiered Seating.

Plan Legend

1 HR Fire Rated Partition

2 HR Fire Rated Partition

MWB — Whiteboard Paint with Magnetic Primer from floor finish to 6'-0" AFF, U.N.O.

Finegold Alexander Architects

PROJECT TEAM:

OWNER:
Leicester Public School
3 Washburn Sq. 3rd Floor
Leicester, MA 01524

Structural Engineer
RSE Associates, Inc.
63 Pleasant St. Ste. 200
Watertown, MA 02472
T: 617.926.9300

MPFP Engineer
BLW Engineers, Inc.
311 Great Road, Post Office Box 1551
Littleton, MA 01460
T: 978.486.4301

Landscape Architect
Warner Larson Landscape Architects
130 West Broadway
Boston, MA 02127
T: 617.464.1440

Electrical Engineer
ART Engineering
38 Front St. Flr 3
Worcester, MA 01608
T: 508.797.7071

Civil Engineer
Nitsch Engineering
2 Center Plaza, Suite 430
Boston, MA 02108
T: 617.338.0063

Geotechnical Engineer
McPhail Associates, LLC
2269 Massachusetts Ave.
Cambridge, MA 02140
T: 617.868.1420

Code Consultant
Jensen Hughes
1 Lincoln St.
Boston, MA 02111
T: 508.538.9409

Kitchen Consultant
Crabtree McGrath Associates, Inc.
161 West Main Street
Georgetown, MA 01833
T: 978.352.8500

Owners Project Manager
NV5
70 Fargo Street, Suite 800
Boston, MA 02210

KEY PLAN:

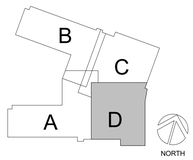

SEAL:

PRELIMINARY
NOT FOR
CONSTRUCTION

PROJECT INFORMATION:

Leicester Middle School

70 Winslow Ave.
Leicester, MA 01524

PROJECT #: 201601510015
PROJECT ISSUE DATE: 02/13/2020
PROJECT STATUS: Schematic Design

SHEET NAME:

First Floor Partial Plan - Part D

DRAWING HISTORY:

NO.	DATE	DESCRIPTION

SHEET #:

A113

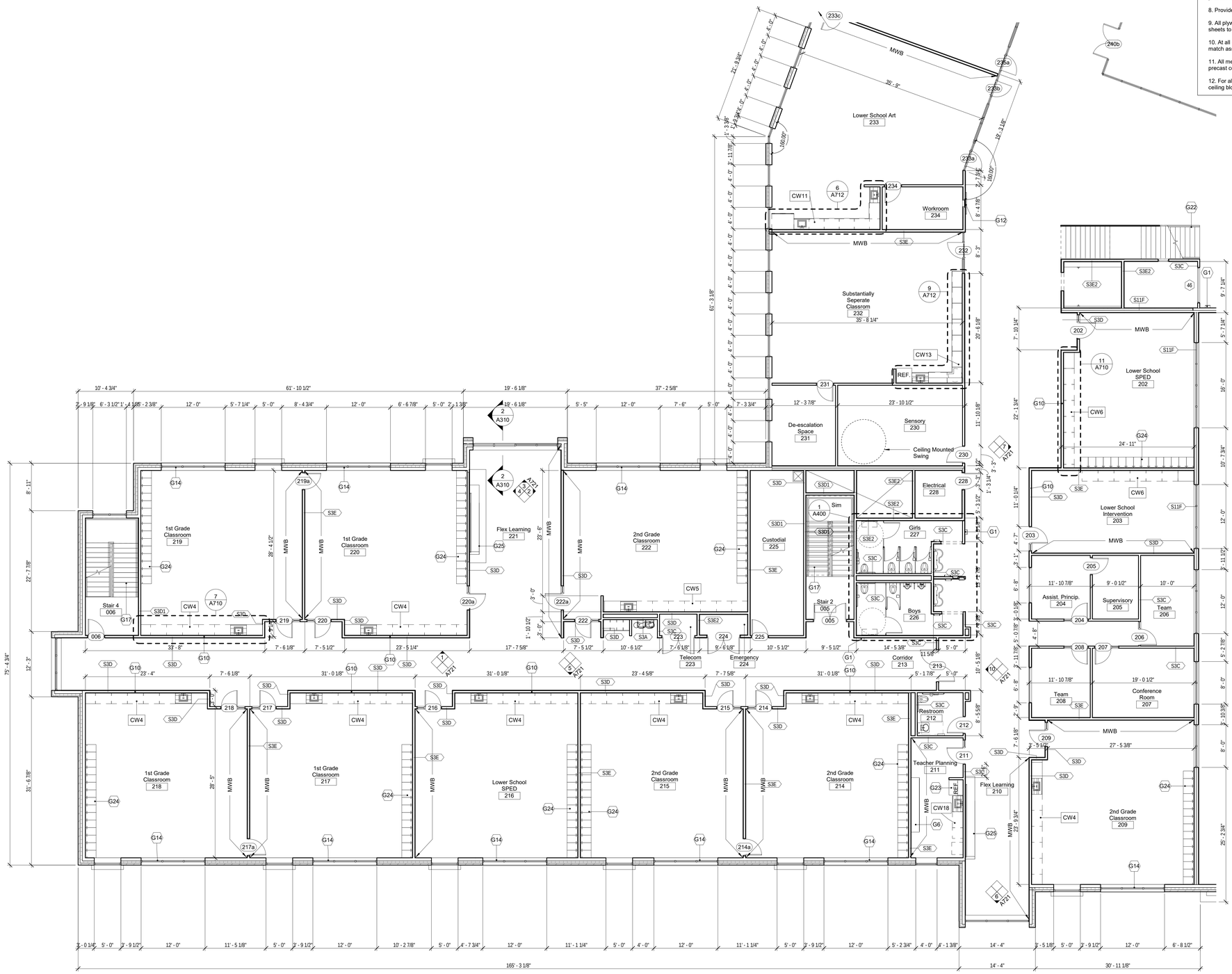

1 Second Floor Partial Plan - Part A
1/8" = 1'-0"

C:\Users\bpearcy\Documents\Leicester School_(Central)_ARC2019_bpearcy.rvt
2/5/2020 1:31:18 PM

General Notes

1. Contractor shall field verify all existing site, building, and utility conditions and shall propmtly notify the architect of any discrepancies between such existing conditions and the requirements of the contract documents for clarification and/or resolution prior to the commencement of any affected work. The architect shall provide such clarification and/or resolution according to the provisions of the project manual prior to the commencement of any affected work.

2. Dimensions noted as "clear" are taken from finished face of construction. All dimensions are taken from finished face of construction and from column center lines unless noted otherwise.

3. All indications and notifications on the drawings applying to one area, component or condition shall apply to all other similar areas, components and conditions unless clearly noted otherwise.

4. Drawings are not to be scaled. Dimensions shall take precedence over scale shown on drawings. The contractor shall request clarification from the architect of any dimensional requirements necessary for the proper execution of any affected work prior to the commencement of such work.

5. Support all vertical duct runs at each floor. Provide angles and slab reinforcement at edges as required. Anchor ducts to adjacent wall surface. Provide adequate blocking and support in wall for duct load.

6. Pitch tapered insulation to provide crickets around all roof top equipment, elevator overrides and roof penetrations as required. Provide shop drawings for tapered insulation per the requirements of the specifications.

7. Unless noted on architectural drawings, see mechanical and plumbing drawings for roof penetrations and provide flashing as required and per roofing manufacturer's instructions.

8. Provide blocking for grab bars at all accessible toilet rooms.

9. All plywood backer boards to be fire retardant 1/2" plywood on 2x4 fire retardant wood blocking. Plywood sheets to be 4x8 typical installed vertically and as required by the specific trade.

10. At all MEP/FP penetrations in rated floor/ceiling and wall assemblies contractor to firestop penetration to match assembly rating.

11. All metal sill flashings at storefront openings are by the metal panel installer. All first floor sill flashings at precast concrete panel base are by metal panel installer. All other flashings are by roofing and flashing contractor.

12. For all wall mounted and ceiling mounted equipment noted as N.I.C. contractor is to provide in-wall and/or ceiling blocking. Coordinate with owner furnished equipment for blocking requirements.

Notes - General

G1	Semi-Recessed Fire Extinguisher Cabinet
G2	Wall Attached Telescopc Seating
G3	Retractable Curtain and Track Above
G4	Retractable Ceiling Mounted Basketball Hoop and Backboard
G5	Vinyl Wall Pads at Perimeter Provide Blocking as Required
G6	Built in Teacher Mailboxes
G7	Copy Machine
G8	Electric Overhead Coiling Door, RE: Door Schedule
G9	Kiln, RE: MEP
G10	Tack Tracks Running the Entire Length of the Corridor
G11	Hinged Floor Sleeve for Removable Volleyball Posts
G12	LCD Screen
G14	Horizontal Light Shelf Above, Typ.
G15	Single Tier Lockers with Solid Surface Shelf Above.
G16	Curtain Rod and Curtain
G17	Metal Pan Stair with Stainless Steel Handrails
G18	Half wall with Hardwood Cap and Built in Security Desk
G19	Roof Access Ladder with Cage
G21	Vertical Sunshades, Typical all East and West Windows, Typ.
G22	Painted Steel Guardrails w/ Mechanically Fastened Stainless Steel Handrails
G23	Refrigerator
G24	Clear Finish Maple Veneer Cubbies with Coat Hooks. Re: Millwork Elevations.
G25	Maple Veneer Tiered Seating.

Plan Legend

1 HR Fire Rated Partition

2 HR Fire Rated Partition

MWB Whiteboard Paint with Magnetic Primer from floor finish to 6'-0" AFF, U.N.O.

Finegold Alexander Architects

PROJECT TEAM:

OWNER:
Leicester Public School
3 Washburn Sq. 3rd Floor
Leicester, MA 01524

Structural Engineer
RSE Associates, Inc.
63 Pleasant St. Ste. 200
Watertown, MA 02472
T: 617.926.9300

MPFP Engineer
BLW Engineers, Inc.
311 Great Road, Post Office Box 1551
Littleton, MA 01460
T: 978.486.4301

Landscape Architect
Warner Larson Landscape Architects
130 West Broadway
Boston, MA 02127
T: 617.464.1440

Electrical Engineer
ART Engineering
38 Front St. Flr 3
Worcester, MA 01608
T: 508.797.7071

Civil Engineer
Nitsch Engineering
2 Center Plaza, Suite 430
Boston, MA 02108
T: 617.338.0063

Geotechnical Engineer
McPhail Associates, LLC
2269 Massachusetts Ave.
Cambridge, MA 02140
T: 617.868.1420

Code Consultant
Jensen Hughes
1 Lincoln St.
Boston, MA 02111
T: 508.538.9409

Kitchen Consultant
Crabtree McGrath Associates, Inc.
161 West Main Street
Georgetown, MA 01833
T: 978.352.8500

Owners Project Manager
NV5
70 Fargo Street, Suite 800
Boston, MA 02210

KEY PLAN:

SEAL:

PRELIMINARY NOT FOR CONSTRUCTION

PROJECT INFORMATION:

Leicester Middle School

70 Winslow Ave.
Leicester, MA 01524

PROJECT #: 201601510015
PROJECT ISSUE DATE: 02/13/2020
PROJECT STATUS: Schematic Design

SHEET NAME:
Second Floor Partial Plan - Part A

DRAWING HISTORY:

NO.	DATE	DESCRIPTION

SHEET #:
A114

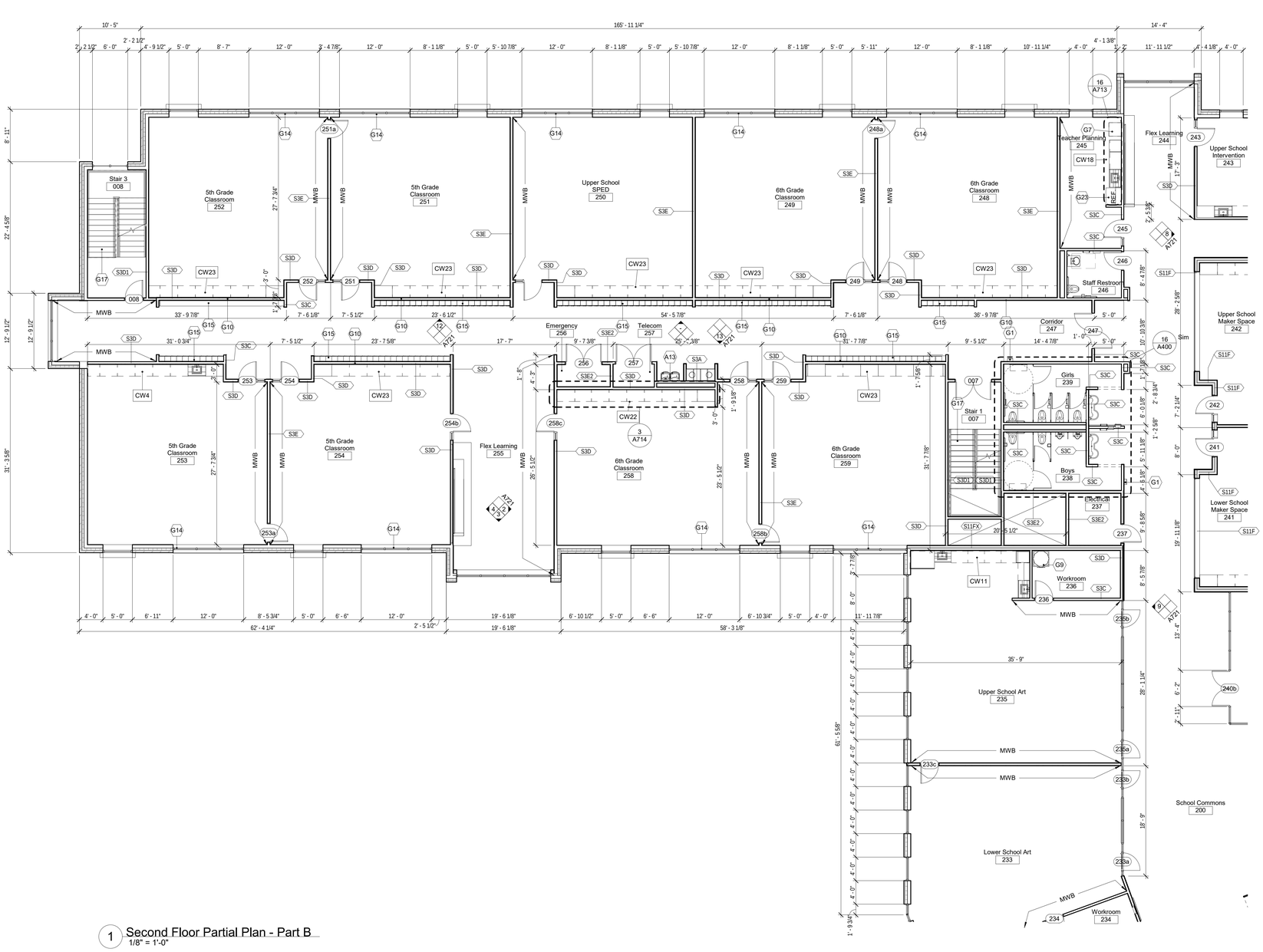

1 Second Floor Partial Plan - Part B
1/8" = 1'-0"

C:\Users\bpearcy\Documents\Leicester School_(Central)_ARC2019_bpearcy.rvt
2/5/2020 1:31:23 PM

General Notes

1. Contractor shall field verify all existing site, building, and utility conditions and shall propmtly notify the architect of any discrepancies between such existing conditions and the requirements of the contract documents for clarification and/or resolution prior to the commencement of any affected work. The architect shall provide such clarification and/or resolution according to the provisions of the project manual prior to the commencement of any affected work.

2. Dimensions noted as "clear" are taken from finished face of construction. All dimensions are taken from finished face of construction and from column center lines unless noted otherwise.

3. All indications and notifications on the drawings applying to one area, component or condition shall apply to all other similar areas, components and conditions unless clearly noted otherwise.

4. Drawings are not to be scaled. Dimensions shall take precedence over scale shown on drawings. The contractor shall request clarification from the architect of any dimensional requirements necessary for the proper execution of any affected work prior to the commencement of such work.

5. Support all vertical duct runs at each floor. Provide angles and slab reinforcement at edges as required. Anchor ducts to adjacent wall surface. Provide adequate blocking and support in wall for duct load.

6. Pitch tapered insulation to provide crickets around all roof top equipment, elevator overrides and roof penetrations as required. Provide shop drawings for tapered insulation per the requirements of the specifications.

7. Unless noted on architectural drawings, see mechanical and plumbing drawings for roof penetrations and provide flashing as required and per roofing manufacturer's instructions.

8. Provide blocking for grab bars at all accessible toilet rooms.

9. All plywood backer boards to be fire retardant 1/2" plywood on 2x4 fire retardant wood blocking. Plywood sheets to be 4x8 typical installed vertically and as required by the specific trade.

10. At all MEP/FP penetrations in rated floor/ceiling and wall assemblies contractor to firestop penetration to match assembly rating.

11. All metal sill flashings at storefront openings are by the metal panel installer. All first floor sill flashings at precast concrete panel base are by metal panel installer. All other flashings are by roofing and flashing contractor.

12. For all wall mounted and ceiling mounted equipment noted as N.I.C. contractor is to provide in-wall and/or ceiling blocking. Coordinate with owner furnished equipment for blocking requirements.

Notes - General

G1	Semi-Recessed Fire Extinguisher Cabinet
G2	Wall Attached Telescopc Seating
G3	Retractable Curtain and Track Above
G4	Retractable Ceiling Mounted Basketball Hoop and Backboard
G5	Vinyl Wall Pads at Perimeter Provide Blocking as Required
G6	Built in Teacher Mailboxes
G7	Copy Machine
G8	Electric Overhead Coiling Door, RE: Door Schedule
G9	Kiln, RE: MEP
G10	Tack Tracks Running the Entire Length of the Corridor
G11	Hinged Floor Sleeve for Removable Volleyball Posts
G12	LCD Screen
G14	Horizontal Light Shelf Above, Typ.
G15	Single Tier Lockers with Solid Surface Shelf Above.
G16	Curtain Rod and Curtain
G17	Metal Pan Stair with Stainless Steel Handrails
G18	Half wall with Hardwood Cap and Built in Security Desk
G19	Roof Access Ladder with Cage
G21	Vertical Sunshades, Typical all East and West Windows, Typ.
G22	Painted Steel Guardrails w/ Mechanically Fastened Stainless Steel Handrails
G23	Refrigerator
G24	Clear Finish Maple Veneer Cubbies with Coat Hooks. Re: Millwork Elevations.
G25	Maple Veneer Tiered Seating.

Plan Legend

1 HR Fire Rated Partition

2 HR Fire Rated Partition

MWB Whiteboard Paint with Magnetic Primer from floor finish to 6'-0" AFF, U.N.O.

Finegold Alexander Architects

PROJECT TEAM:

OWNER:
Leicester Public School
3 Washburn Sq. 3rd Floor
Leicester, MA 01524

Structural Engineer
RSE Associates, Inc.
63 Pleasant St. Ste. 200
Watertown, MA 02472
T: 617.926.9300

MPFP Engineer
BLW Engineers, Inc.
311 Great Road, Post Office Box 1551
Littleton, MA 01460
T: 978.486.4301

Landscape Architect
Warner Larson Landscape Architects
130 West Broadway
Boston, MA 02127
T: 617.464.1440

Electrical Engineer
ART Engineering
38 Front St. Flr 3
Worcester, MA 01608
T: 508.797.7071

Civil Engineer
Nitsch Engineering
2 Center Plaza, Suite 430
Boston, MA 02108
T: 617.338.0063

Geotechnical Engineer
McPhail Associates, LLC
2269 Massachusetts Ave.
Cambridge, MA 02140
T: 617.868.1420

Code Consultant
Jensen Hughes
1 Lincoln St.
Boston, MA 02111
T: 508.538.9409

Kitchen Consultant
Crabtree McGrath Associates, Inc.
161 West Main Street
Georgetown, MA 01833
T: 978.352.8500

Owners Project Manager
NV5
70 Fargo Street, Suite 800
Boston, MA 02210

KEY PLAN:

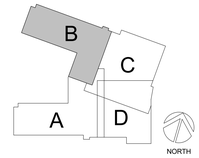

SEAL:

PRELIMINARY NOT FOR CONSTRUCTION

PROJECT INFORMATION:

Leicester Middle School

70 Winslow Ave.
Leicester, MA 01524

PROJECT #: 201601510015
PROJECT ISSUE DATE: 02/13/2020
PROJECT STATUS: Schematic Design

SHEET NAME:
Second Floor Partial Plan - Part B

DRAWING HISTORY:

NO.	DATE	DESCRIPTION

SHEET #:
A115

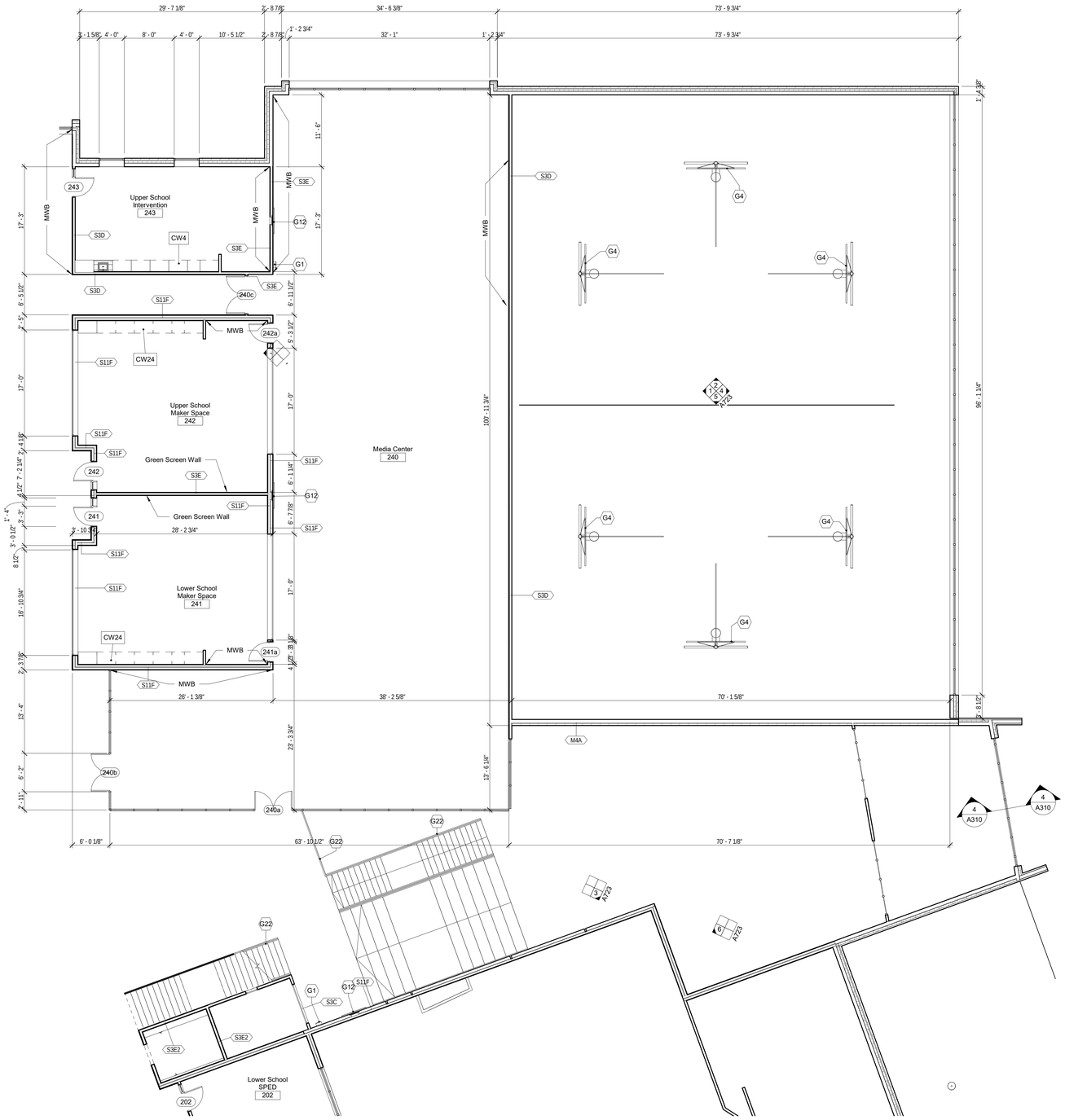

1 Second Floor Partial Plan - Part C
1/8" = 1'-0"

C:\Users\bpearcy\Documents\Leicester School_(Central)_ARC2019_bpearcy.rvt
2/5/2020 1:31:26 PM

General Notes

1. Contractor shall field verify all existing site, building, and utility conditions and shall proprmtly notify the architect of any discrepancies between such existing conditions and the requirements of the contract documents for clarification and/or resolution prior to the commencement of any affected work. The architect shall provide such clarification and/or resolution according to the provisions of the project manual prior to the commencement of any affected work.

2. Dimensions noted as "clear" are taken from finished face of construction. All dimensions are taken from finished face of construction and from column center lines unless noted otherwise.

3. All indications and notifications on the drawings applying to one area, component or condition shall apply to all other similar areas, components and conditions unless clearly noted otherwise.

4. Drawings are not to be scaled. Dimensions shall take precedence over scale shown on drawings. The contractor shall request clarification from the architect of any dimensional requirements necessary for the proper execution of any affected work prior to the commencement of such work.

5. Support all vertical duct runs at each floor. Provide angles and slab reinforcement at edges as required. Anchor ducts to adjacent wall surface. Provide adequate blocking and support in wall for duct load.

6. Pitch tapered insulation to provide crickets around all roof top equipment, elevator overrides and roof penetrations as required. Provide shop drawings for tapered insulation per the requirements of the specifications.

7. Unless noted on architectural drawings, see mechanical and plumbing drawings for roof penetrations and provide flashing as required and per roofing manufacturer's instructions.

8. Provide blocking for grab bars at all accessible toilet rooms.

9. All plywood backer boards to be fire retardant 1/2" plywood on 2x4 fire retardant wood blocking. Plywood sheets to be 4x8 typical installed vertically and as required by the specific trade.

10. At all MEP/FP penetrations in rated floor/ceiling and wall assemblies contractor to firestop penetration to match assembly rating.

11. All metal sill flashings at storefront openings are by the metal panel installer. All first floor sill flashings at precast concrete panel base are by metal panel installer. All other flashings are by roofing and flashing contractor.

12. For all wall mounted and ceiling mounted equipment noted as N.I.C. contractor is to provide in-wall and/or ceiling blocking. Coordinate with owner furnished equipment for blocking requirements.

Notes - General

G1	Semi-Recessed Fire Extinguisher Cabinet
G2	Wall Attached Telescopc Seating
G3	Retractable Curtain and Track Above
G4	Retractable Ceiling Mounted Basketball Hoop and Backboard
G5	Vinyl Wall Pads at Perimeter Provide Blocking as Required
G6	Built in Teacher Mailboxes
G7	Copy Machine
G8	Electric Overhead Coiling Door, RE: Door Schedule
G9	Kiln, RE: MEP
G10	Tack Tracks Running the Entire Length of the Corridor
G11	Hinged Floor Sleeve for Removable Volleyball Posts
G12	LCD Screen
G14	Horizontal Light Shelf Above, Typ.
G15	Single Tier Lockers with Solid Surface Shelf Above.
G16	Curtain Rod and Curtain
G17	Metal Pan Stair with Stainless Steel Handrails
G18	Half wall with Hardwood Cap and Built in Security Desk
G19	Roof Access Ladder with Cage
G21	Vertical Sunshades, Typical all East and West Windows, Typ.
G22	Painted Steel Guardrails w/ Mechanically Fastened Stainless Steel Handrails
G23	Refrigerator
G24	Clear Finish Maple Veneer Cubbies with Coat Hooks. Re: Millwork Elevations.
G25	Maple Veneer Tiered Seating.

Plan Legend

1 HR Fire Rated Partition

2 HR Fire Rated Partition

MWB Whiteboard Paint with Magnetic Primer from floor finish to 6'-0" AFF, U.N.O.

Finegold Alexander Architects

PROJECT TEAM:

OWNER:
Leicester Public School
3 Washburn Sq. 3rd Floor
Leicester, MA 01524

Structural Engineer
RSE Associates, Inc.
63 Pleasant St. Ste. 200
Watertown, MA 02472
T: 617.926.9300

MPFP Engineer
BLW Engineers, Inc.
311 Great Road, Post Office Box 1551
Littleton, MA 01460
T: 978.486.4301

Landscape Architect
Warner Larson Landscape Architects
130 West Broadway
Boston, MA 02127
T: 617.464.1440

Electrical Engineer
ART Engineering
38 Front St. Flr 3
Worcester, MA 01608
T: 508.797.7071

Civil Engineer
Nitsch Engineering
2 Center Plaza, Suite 430
Boston, MA 02108
T: 617.338.0063

Geotechnical Engineer
McPhail Associates, LLC
2269 Massachusetts Ave.
Cambridge, MA 02140
T: 617.868.1420

Code Consultant
Jensen Hughes
1 Lincoln St.
Boston, MA 02111
T: 508.538.9409

Kitchen Consultant
Crabtree McGrath Associates, Inc.
161 West Main Street
Georgetown, MA 01833
T: 978.352.8500

Owners Project Manager
NV5
70 Fargo Street, Suite 800
Boston, MA 02210

KEY PLAN:

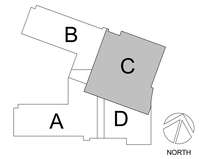

SEAL:

PRELIMINARY NOT FOR CONSTRUCTION

PROJECT INFORMATION:

Leicester Middle School

70 Winslow Ave.
Leicester, MA 01524

PROJECT #: 2016015100015
PROJECT ISSUE DATE: 02/13/2020
PROJECT STATUS: Schematic Design

SHEET NAME:

Second Floor Partial Plan - Part C

DRAWING HISTORY:

NO.	DATE	DESCRIPTION

SHEET #:

A116

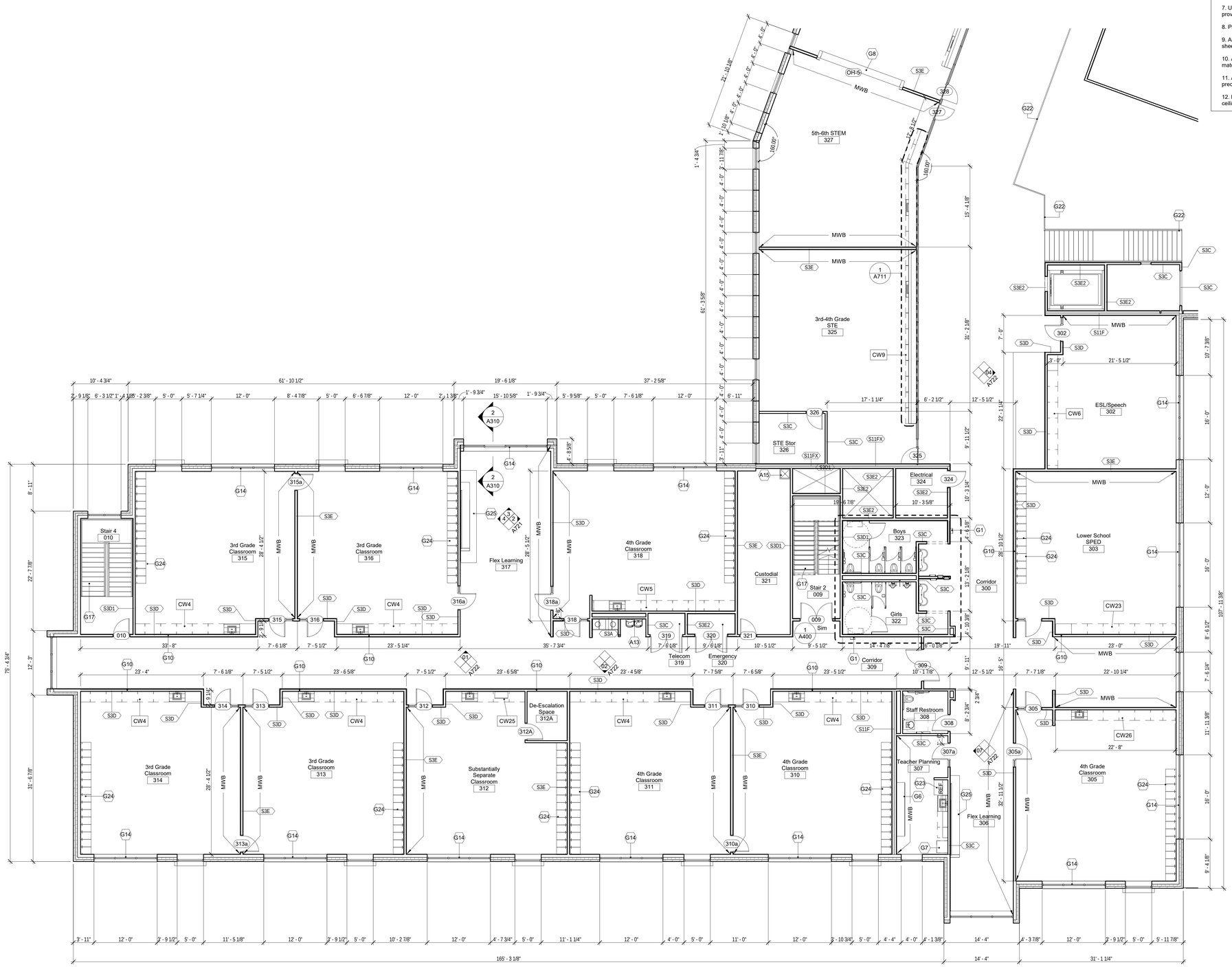

1 Third Floor Partial Plan - Part A
1/8" = 1'-0"

C:\Users\bpearcy\Documents\Leicester School_(Central)_ARC2019_bpearcy.rvt
2/5/2020 1:31:31 PM

General Notes

1. Contractor shall field verify all existing site, building, and utility conditions and shall propmtly notify the architect of any discrepancies between such existing conditions and the requirements of the contract documents for clarification and/or resolution prior to the commencement of any affected work. The architect shall provide such clarification and/or resolution according to the provisions of the project manual prior to the commencement of any affected work.

2. Dimensions noted as "clear" are taken from finished face of construction. All dimensions are taken from finished face of construction and from column center lines unless noted otherwise.

3. All indications and notifications on the drawings applying to one area, component or condition shall apply to all other similar areas, components and conditions unless clearly noted otherwise.

4. Drawings are not to be scaled. Dimensions shall take precedence over scale shown on drawings. The contractor shall request clarification from the architect of any dimensional requirements necessary for the proper execution of any affected work prior to the commencement of such work.

5. Support all vertical duct runs at each floor. Provide angles and slab reinforcement at edges as required. Anchor ducts to adjacent wall surface. Provide adequate blocking and support in wall for duct load.

6. Pitch tapered insulation to provide crickets around all roof top equipment, elevator overrides and roof penetrations as required. Provide shop drawings for tapered insulation per the requirements of the specifications.

7. Unless noted on architectural drawings, see mechanical and plumbing drawings for roof penetrations and provide flashing as required and per roofing manufacturer's instructions.

8. Provide blocking for grab bars at all accessible toilet rooms.

9. All plywood backer boards to be fire retardant 1/2" plywood on 2x4 fire retardant wood blocking. Plywood sheets to be 4x8 typical installed vertically and as required by the specific trade.

10. At all MEP/FP penetrations in rated floor/ceiling and wall assemblies contractor to firestop penetration to match assembly rating.

11. All metal sill flashings at storefront openings are by the metal panel installer. All first floor sill flashings at precast concrete panel base are by metal panel installer. All other flashings are by roofing and flashing contractor.

12. For all wall mounted and ceiling mounted equipment noted as N.I.C. contractor is to provide in-wall and/or ceiling blocking. Coordinate with owner furnished equipment for blocking requirements.

Notes - General

G1	Semi-Recessed Fire Extinguisher Cabinet
G2	Wall Attached Telescopc Seating
G3	Retractable Curtain and Track Above
G4	Retractable Ceiling Mounted Basketball Hoop and Backboard
G5	Vinyl Wall Pads at Perimeter Provide Blocking as Required
G6	Built in Teacher Mailboxes
G7	Copy Machine
G8	Electric Overhead Coiling Door, RE: Door Schedule
G9	Kiln, RE: MEP
G10	Tack Tracks Running the Entire Length of the Corridor
G11	Hinged Floor Sleeve for Removable Volleyball Posts
G12	LCD Screen
G14	Horizontal Light Shelf Above, Typ.
G15	Single Tier Lockers with Solid Surface Shelf Above.
G16	Curtain Rod and Curtain
G17	Metal Pan Stair with Stainless Steel Handrails
G18	Half wall with Hardwood Cap and Built in Security Desk
G19	Roof Access Ladder with Cage
G21	Vertical Sunshades, Typical all East and West Windows, Typ.
G22	Painted Steel Guardrails w/ Mechanically Fastened Stainless Steel Handrails
G23	Refrigerator
G24	Clear Finish Maple Veneer Cubbies with Coat Hooks. Re: Millwork Elevations.
G25	Maple Veneer Tiered Seating.

Plan Legend

- 1 HR Fire Rated Partition
- 2 HR Fire Rated Partition
- MWB — Whiteboard Paint with Magnetic Primer from floor finish to 6'-0" AFF, U.N.O.

Finegold Alexander Architects

PROJECT TEAM:

OWNER:
Leicester Public School
3 Washburn Sq. 3rd Floor
Leicester, MA 01524

Structural Engineer
RSE Associates, Inc.
63 Pleasant St. Ste. 200
Watertown, MA 02472
T: 617.926.9300

MPFP Engineer
BLW Engineers, Inc.
311 Great Road, Post Office Box 1551
Littleton, MA 01460
T: 978.486.4301

Landscape Architect
Warner Larson Landscape Architects
130 West Broadway
Boston, MA 02127
T: 617.464.1440

Electrical Engineer
ART Engineering
38 Front St. Flr 3
Worcester, MA 01608
T: 508.797.7071

Civil Engineer
Nitsch Engineering
2 Center Plaza, Suite 430
Boston, MA 02108
T: 617.338.0063

Geotechnical Engineer
McPhail Associates, LLC
2269 Massachusetts Ave.
Cambridge, MA 02140
T: 617.868.1420

Code Consultant
Jensen Hughes
1 Lincoln St.
Boston, MA 02111
T: 508.538.9409

Kitchen Consultant
Crabtree McGrath Associates, Inc.
161 West Main Street
Georgetown, MA 01833
T: 978.352.8500

Owners Project Manager
NV5
70 Fargo Street, Suite 800
Boston, MA 02210

KEY PLAN:

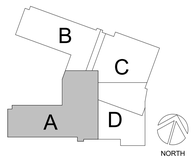

SEAL:

PRELIMINARY NOT FOR CONSTRUCTION

PROJECT INFORMATION:

Leicester Middle School

70 Winslow Ave.
Leicester, MA 01524

PROJECT #: 201601510015
PROJECT ISSUE DATE: 02/13/2020
PROJECT STATUS: Schematic Design

SHEET NAME:

Third Floor Partial Plan - Part A

DRAWING HISTORY:

NO.	DATE	DESCRIPTION

SHEET #:

A118

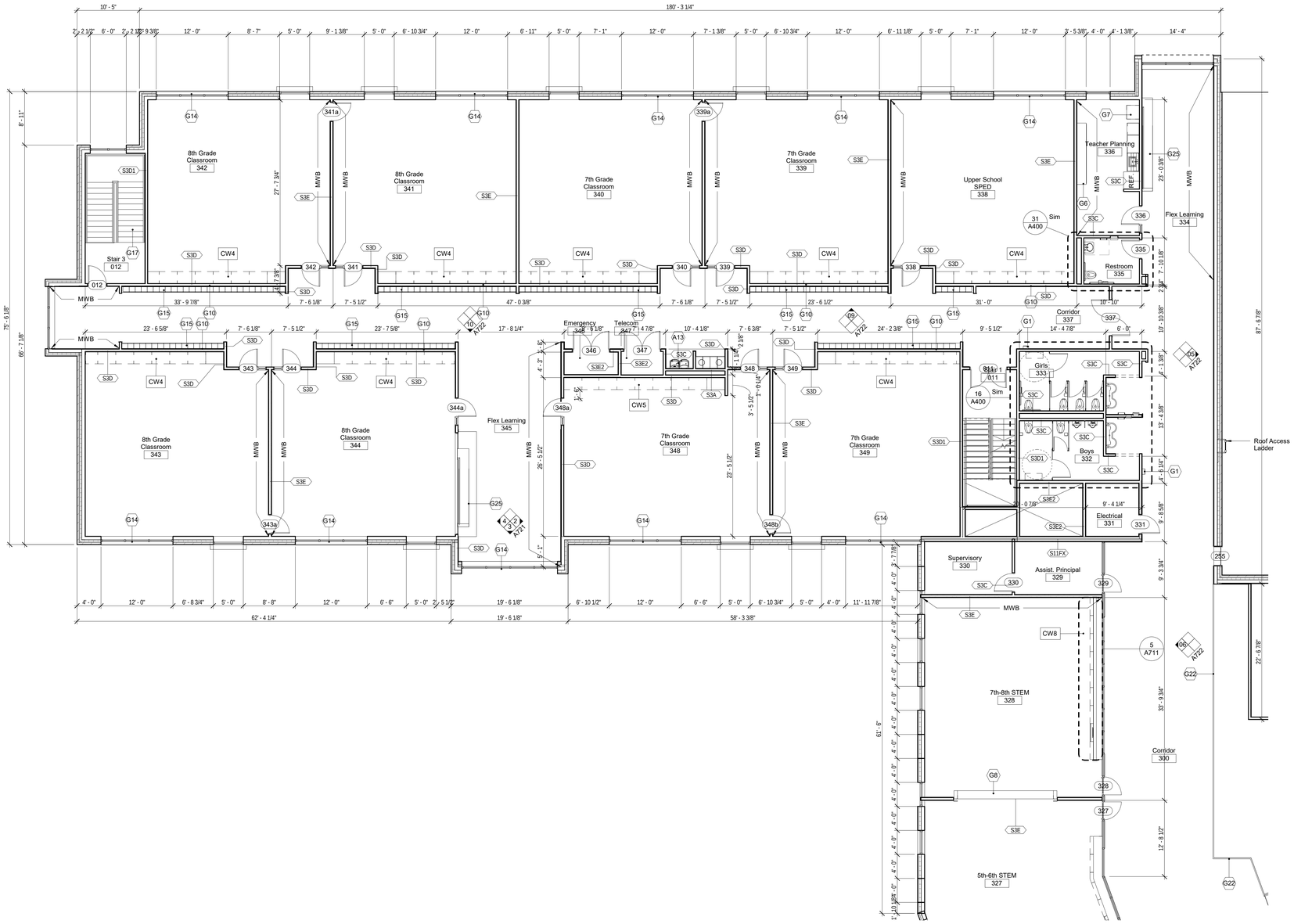

1 Third Floor Partial Plan - Part B
1/8" = 1'-0"

C:\Users\bpearcy\Documents\Leicester School_(Central)_ARC2019_bpearcy.rvt
2/5/2020 1:31:36 PM

General Notes

1. Contractor shall field verify all existing site, building, and utility conditions and shall propmtly notify the architect of any discrepancies between such existing conditions and the requirements of the contract documents for clarification and/or resolution prior to the commencement of any affected work. The architect shall provide such clarification and/or resolution according to the provisions of the project manual prior to the commencement of any affected work.

2. Dimensions noted as "clear" are taken from finished face of construction. All dimensions are taken from finished face of construction and from column center lines unless noted otherwise.

3. All indications and notifications on the drawings applying to one area, component or condition shall apply to all other similar areas, components and conditions unless clearly noted otherwise.

4. Drawings are not to be scaled. Dimensions shall take precedence over scale shown on drawings. The contractor shall request clarification from the architect of any dimensional requirements necessary for the proper execution of any affected work prior to the commencement of such work.

5. Support all vertical duct runs at each floor. Provide angles and slab reinforcement at edges as required. Anchor ducts to adjacent wall surface. Provide adequate blocking and support in wall for duct load.

6. Pitch tapered insulation to provide crickets around all roof top equipment, elevator overrides and roof penetrations as required. Provide shop drawings for tapered insulation per the requirements of the specifications.

7. Unless noted on architectural drawings, see mechanical and plumbing drawings for roof penetrations and provide flashing as required and per roofing manufacturer's instructions.

8. Provide blocking for grab bars at all accessible toilet rooms.

9. All plywood backer boards to be fire retardant 1/2" plywood on 2x4 fire retardant wood blocking. Plywood sheets to be 4x8 typical installed vertically and as required by the specific trade.

10. At all MEP/FP penetrations in rated floor/ceiling and wall assemblies contractor to firestop penetration to match assembly rating.

11. All metal sill flashings at storefront openings are by the metal panel installer. All first floor sill flashings at precast concrete panel base are by metal panel installer. All other flashings are by roofing and flashing contractor.

12. For all wall mounted and ceiling mounted equipment noted as N.I.C. contractor is to provide in-wall and/or ceiling blocking. Coordinate with owner furnished equipment for blocking requirements.

Notes - General

G1	Semi-Recessed Fire Extinguisher Cabinet
G2	Wall Attached Telescopc Seating
G3	Retractable Curtain and Track Above
G4	Retractable Ceiling Mounted Basketball Hoop and Backboard
G5	Vinyl Wall Pads at Perimeter Provide Blocking as Required
G6	Built in Teacher Mailboxes
G7	Copy Machine
G8	Electric Overhead Coiling Door, RE: Door Schedule
G9	Kiln, RE: MEP
G10	Tack Tracks Running the Entire Length of the Corridor
G11	Hinged Floor Sleeve for Removable Volleyball Posts
G12	LCD Screen
G14	Horizontal Light Shelf Above, Typ.
G15	Single Tier Lockers with Solid Surface Shelf Above.
G16	Curtain Rod and Curtain
G17	Metal Pan Stair with Stainless Steel Handrails
G18	Half wall with Hardwood Cap and Built in Security Desk
G19	Roof Access Ladder with Cage
G21	Vertical Sunshades, Typical all East and West Windows, Typ.
G22	Painted Steel Guardrails w/ Mechanically Fastened Stainless Steel Handrails
G23	Refrigerator
G24	Clear Finish Maple Veneer Cubbies with Coat Hooks. Re: Millwork Elevations.
G25	Maple Veneer Tiered Seating.

Plan Legend

1 HR Fire Rated Partition

2 HR Fire Rated Partition

MWB Whiteboard Paint with Magnetic Primer from floor finish to 6'-0" AFF, U.N.O.

Finegold Alexander Architects

PROJECT TEAM:

OWNER:
Leicester Public School
3 Washburn Sq. 3rd Floor
Leicester, MA 01524

Structural Engineer
RSE Associates, Inc.
63 Pleasant St. Ste. 200
Watertown, MA 02472
T: 617.926.9300

MPFP Engineer
BLW Engineers, Inc.
311 Great Road, Post Office Box 1551
Littleton, MA 01460
T: 978.486.4301

Landscape Architect
Warner Larson Landscape Architects
130 West Broadway
Boston, MA 02127
T: 617.464.1440

Electrical Engineer
ART Engineering
38 Front St. Flr 3
Worcester, MA 01608
T: 508.797.7071

Civil Engineer
Nitsch Engineering
2 Center Plaza, Suite 430
Boston, MA 02108
T: 617.338.0063

Geotechnical Engineer
McPhail Associates, LLC
2269 Massachusetts Ave.
Cambridge, MA 02140
T: 617.868.1420

Code Consultant
Jensen Hughes
1 Lincoln St.
Boston, MA 02111
T: 508.538.9409

Kitchen Consultant
Crabtree McGrath Associates, Inc.
161 West Main Street
Georgetown, MA 01833
T: 978.352.8500

Owners Project Manager
NV5
70 Fargo Street, Suite 800
Boston, MA 02210

KEY PLAN:

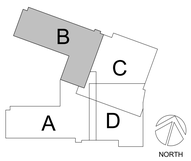

SEAL:

PRELIMINARY NOT FOR CONSTRUCTION

PROJECT INFORMATION:

Leicester Middle School

70 Winslow Ave.
Leicester, MA 01524

PROJECT #: 201601510015
PROJECT ISSUE DATE: 02/13/2020
PROJECT STATUS: Schematic Design

SHEET NAME:

Third Floor Partial Plan - Part B

DRAWING HISTORY:

NO.	DATE	DESCRIPTION

SHEET #:

A119

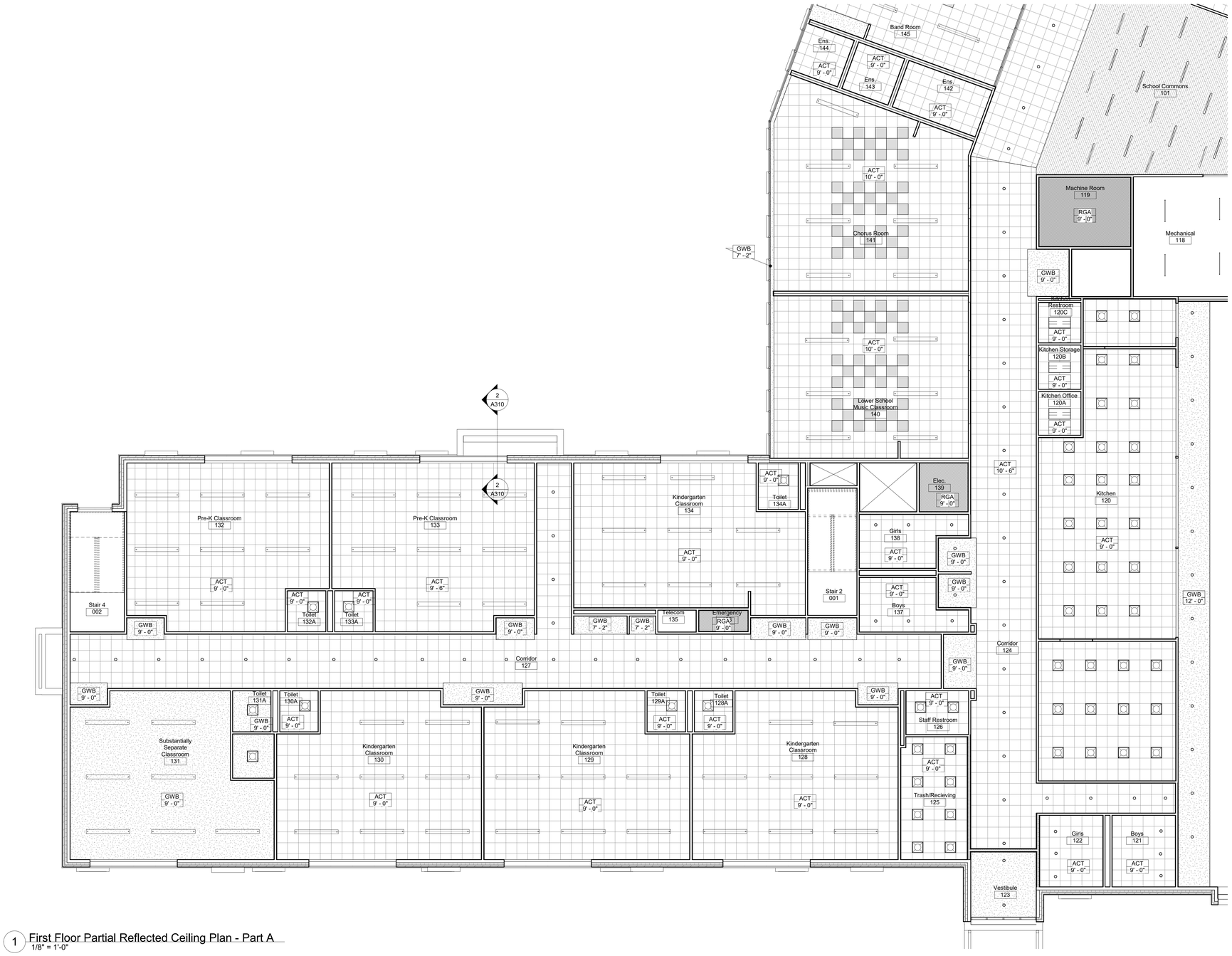

1 First Floor Partial Reflected Ceiling Plan - Part A
1/8" = 1'-0"

C:\Users\bpearcy\Documents\Leicester School_(Central)_ARC2019_bpearcy.rvt
2/5/2020 1:31:47 PM

Ceiling Legend

- Gympsum Wall Board (GWB)
- 2 Hour Rated GWB Assembly (RGA)
- ACT Ceiling - 2x2 (ACT)
- Suspended Linear Wood Acoustic Ceiling (WD)
- ACT Ceiling with Unistrut Grid - 4x4 (UG)
- Acoustical Deck (AMD)
- Sound Isolation Ceiling Assembly (SIC). RE: 2 / A105
- Suspended Acoustical Ceiling Blades
- 2' x 2' Pyramid Sound Diffusers

Lighting Legend

- 2'x2' LED Recessed Downlight
- 2'x2' LED Recessed Downlight
- LED Pendant
- LED Strip Light
- LED Recessed Downlight
- LED High Bay Fixture
- LED Ring Pendant
- LED Square Pendant
- LED Recessed Strip Light
- LED Troffer Light
- LED Linear Wall Washer
- Exit Sign
- Concealed Sprinkler
- Return Diffuser
- Display Light

General Notes

1. Contractor shall field verify all existing site, building, and utility conditions and shall propmtly notify the architect of any discrepancies between such existing conditions and the requirements of the contract documents for clarification and/or resolution prior to the commencement of any affected work. The architect shall provide such clarification and/or resolution according to the provisions of the project manual prior to the commencement of any affected work.

2. Dimensions noted as "clear" are taken from finished face of construction. All dimensions are taken from finished face of construction and from column center lines unless noted otherwise.

3. All indications and notifications on the drawings applying to one area, component or condition shall apply to all other similar areas, components and conditions unless clearly noted otherwise.

4. Drawings are not to be scaled. Dimensions shall take precedence over scale shown on drawings. The contractor shall request clarification from the architect of any dimensional requirements necessary for the proper execution of any affected work prior to the commencement of such work.

5. Support all vertical duct runs at each floor. Provide angles and slab reinforcement at edges as required. Anchor ducts to adjacent wall surface. Provide adequate blocking and support in wall for duct load.

6. Pitch tapered insulation to provide crickets around all roof top equipment, elevator overrides and roof penetrations as required. Provide shop drawings for tapered insulation per the requirements of the specifications.

7. Unless noted on architectural drawings, see mechanical and plumbing drawings for roof penetrations and provide flashing as required and per roofing manufacturer's instructions.

8. Provide blocking for grab bars at all accessible toilet rooms.

9. All plywood backer boards to be fire retardant 1/2" plywood on 2x4 fire retardant wood blocking. Plywood sheets to be 4x8 typical installed vertically and as required by the specific trade.

10. At all MEP/FP penetrations in rated floor/ceiling and wall assemblies contractor to firestop penetration to match assembly rating.

11. All metal sill flashings at storefront openings are by the metal panel installer. All first floor sill flashings at precast concrete panel base are by metal panel installer. All other flashings are by roofing and flashing contractor.

12. For all wall mounted and ceiling mounted equipment noted as N.I.C. contractor is to provide in-wall and/or ceiling blocking. Coordinate with owner furnished equipment for blocking requirements.

Finegold Alexander Architects

PROJECT TEAM:

OWNER:
Leicester Public School
3 Washburn Sq. 3rd Floor
Leicester, MA 01524

Structural Engineer
RSE Associates, Inc.
63 Pleasant St. Ste. 200
Watertown, MA 02472
T: 617.926.9300

MPFP Engineer
BLW Engineers, Inc.
311 Great Road, Post Office Box 1551
Littleton, MA 01460
T: 978.486.4301

Landscape Architect
Warner Larson Landscape Architects
130 West Broadway
Boston, MA 02127
T: 617.464.1440

Electrical Engineer
ART Engineering
38 Front St. Flr 3
Worcester, MA 01608
T: 508.797.7071

Civil Engineer
Nitsch Engineering
2 Center Plaza, Suite 430
Boston, MA 02108
T: 617.338.0063

Geotechnical Engineer
McPhail Associates, LLC
2269 Massachusetts Ave.
Cambridge, MA 02140
T: 617.868.1420

Code Consultant
Jensen Hughes
1 Lincoln St.
Boston, MA 02111
T: 508.538.9409

Kitchen Consultant
Crabtree McGrath Associates, Inc.
161 West Main Street
Georgetown, MA 01833
T: 978.352.8500

Owners Project Manager
NV5
70 Fargo Street, Suite 800
Boston, MA 02210

KEY PLAN:

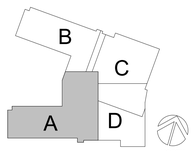

SEAL:

PRELIMINARY
NOT FOR
CONSTRUCTION

PROJECT INFORMATION:

Leicester Middle School

70 Winslow Ave.
Leicester, MA 01524

PROJECT #: 201601510015
PROJECT ISSUE DATE: 02/13/2020
PROJECT STATUS: Schematic Design

SHEET NAME:

First Floor Reflected Ceiling Plan - Part A

DRAWING HISTORY:

NO.	DATE	DESCRIPTION

SHEET #:

A130

1 First Floor Partial Reflected Ceiling Plan - Part B
1/8" = 1'-0"

C:\Users\bpearcy\Documents\Leicester School_(Central)_ARC2019_bpearcy.rvt
2/5/2020 1:31:53 PM

Ceiling Legend

- Gympsum Wall Board (GWB)
- 2 Hour Rated GWB Assembly (RGA)
- ACT Ceiling - 2x2 (ACT)
- Suspended Linear Wood Acoustic Ceiling (WD)
- ACT Ceiling with Unistrut Grid - 4x4 (UG)
- Acoustical Deck (AMD)
- Sound Isolation Ceiling Assembly (SIC). RE: 2 / A105
- Suspended Acoustical Ceiling Blades
- 2' x 2' Pyramid Sound Diffusers

Lighting Legend

- 2'x2' LED Recessed Downlight
- 2'x2' LED Recessed Downlight
- LED Pendant
- LED Strip Light
- LED Recessed Downlight
- LED High Bay Fixture
- LED Ring Pendant
- LED Square Pendant
- LED Recessed Strip Light
- LED Troffer Light
- LED Linear Wall Washer
- Exit Sign
- Concealed Sprinkler
- Return Diffuser
- Display Light

General RCP Notes

1. See MEPFP drawings for any exit signs, occupancy sensors or other ceiling-mounted equipment not shown in architectural ceiling plans.

2. Align sprinkler heads, light fixtures, diffusers and junction boxes etc. as indicated on drawings. At areas of ACT ceilings, all items are to be centered within tiles U.N.O. Coordinate trades prior to installation of devices.

3. Exit signs shall be aligned with their associated openings, or centered in the corridor.

4. All sprinkler heads to be centered with lighting, door openings and windows. Contractor shall be responsible for sprinkler coordination.

5. See electrical drawings for light fixture type and technical specifications.

6. Coordinate recessed light fixture locations with ductwork and structure. Submit coordination drawings for approval.

7. Light filtering mesh shades are to be provided at all exterior window openings per specifications U.N.O.

8. Cellulose spray-applied thermal insulation/acoustical finish to be applied prior to installation of all MEP items. Spray to be patched as required after MEP installed.

9. The bottom of all cable trays is to be no lower than 8'-6" AFF.

10. The bottom of all pendant light fixtures is to be no lower than 8'-0" AFF.

11. Exit signs in corridors require pendant mounting, final mounting height TBD, review in field prior to installation.

12. ACT ceiling layout demonstrates intent. Final location of grid must be reviewed in field with architect prior to installation, see also specifications.

13. All existing columns and exposed beams to be left exposed are to be parged and painted.

14. Provide 4" Axiom Trim Edge @ All Exposed ACT & WD Ceilings.

Finegold Alexander Architects

PROJECT TEAM:

OWNER:
Leicester Public School
3 Washburn Sq. 3rd Floor
Leicester, MA 01524

Structural Engineer
RSE Associates, Inc.
63 Pleasant St. Ste. 200
Watertown, MA 02472
T: 617.926.9300

MPFP Engineer
BLW Engineers, Inc.
311 Great Road, Post Office Box 1551
Littleton, MA 01460
T: 978.486.4301

Landscape Architect
Warner Larson Landscape Architects
130 West Broadway
Boston, MA 02127
T: 617.464.1440

Electrical Engineer
ART Engineering
38 Front St. Flr 3
Worcester, MA 01608
T: 508.797.7071

Civil Engineer
Nitsch Engineering
2 Center Plaza, Suite 430
Boston, MA 02108
T: 617.338.0063

Geotechnical Engineer
McPhail Associates, LLC
2269 Massachusetts Ave.
Cambridge, MA 02140
T: 617.868.1420

Code Consultant
Jensen Hughes
1 Lincoln St.
Boston, MA 02111
T: 508.538.9409

Kitchen Consultant
Crabtree McGrath Associates, Inc.
161 West Main Street
Georgetown, MA 01833
T: 978.352.8500

Owners Project Manager
NV5
70 Fargo Street, Suite 800
Boston, MA 02210

KEY PLAN:

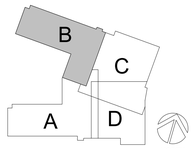

SEAL:

PRELIMINARY NOT FOR CONSTRUCTION

PROJECT INFORMATION:

Leicester Middle School

70 Winslow Ave.
Leicester, MA 01524

PROJECT #: 201601510015
PROJECT ISSUE DATE: 02/13/2020
PROJECT STATUS: Schematic Design

SHEET NAME:

First Floor Reflected Ceiling Plan - Part B

DRAWING HISTORY:

NO.	DATE	DESCRIPTION

SHEET #:

A131

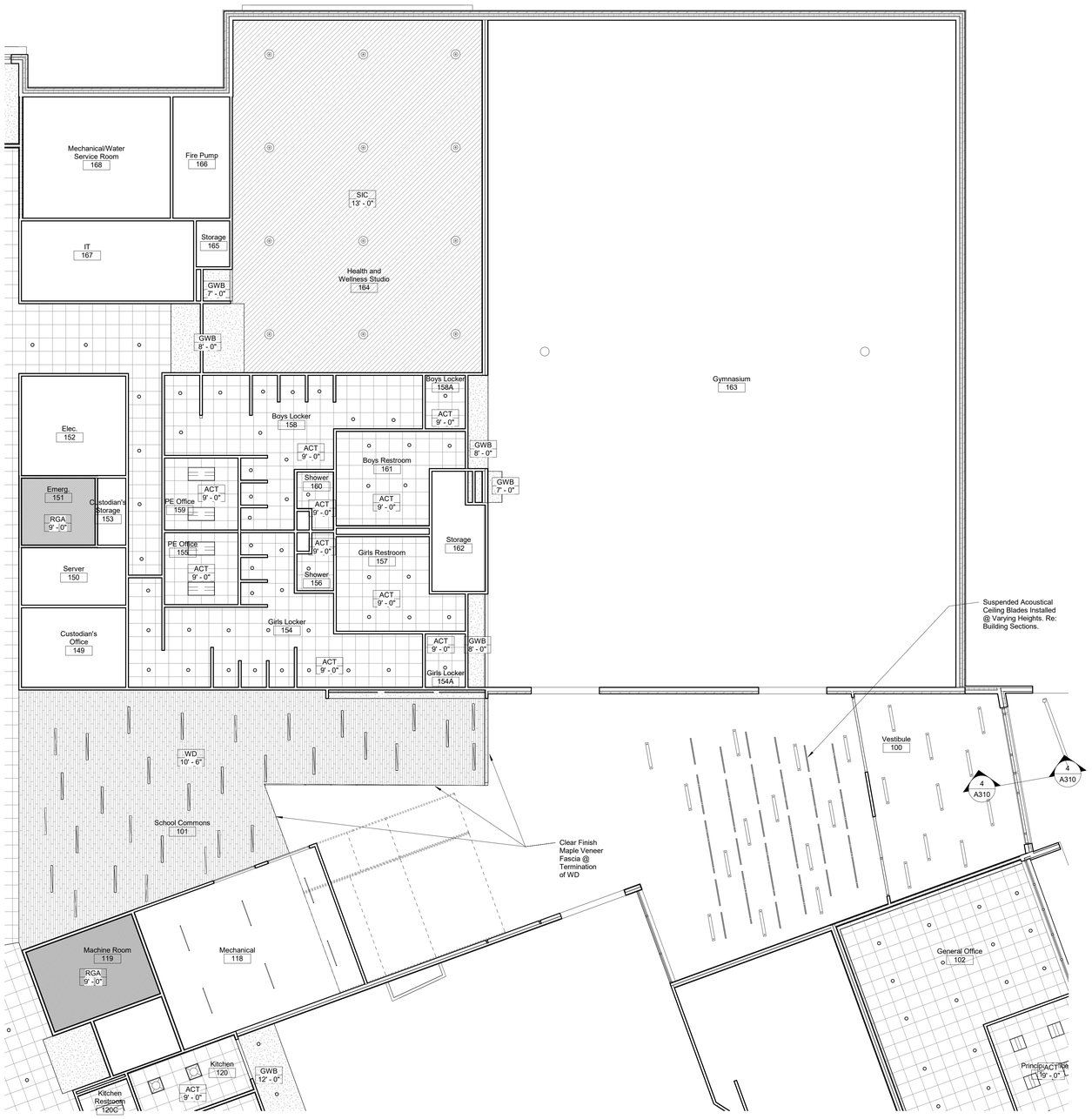

1 First Floor Partial Reflected Ceiling Plan - Part C
1/8" = 1'-0"

C:\Users\bpearcy\Documents\Leicester School_(Central)_ARC2019_bpearcy.rvt
2/5/2020 1:31:58 PM

Ceiling Legend

- Gympsum Wall Board (GWB)
- 2 Hour Rated GWB Assembly (RGA)
- ACT Ceiling - 2x2 (ACT)
- Suspended Linear Wood Acoustic Ceiling (WD)
- ACT Ceiling with Unistrut Grid - 4x4 (UG)
- Acoustical Deck (AMD)
- Sound Isolation Ceiling Assembly (SIC). RE: 2 / A105
- Suspended Acoustical Ceiling Blades
- 2' x 2' Pyramid Sound Diffusers

Lighting Legend

- 2'x2' LED Recessed Downlight
- 2'x2' LED Recessed Downlight
- LED Pendant
- LED Strip Light
- LED Recessed Downlight
- LED High Bay Fixture
- LED Ring Pendant
- LED Square Pendant
- LED Recessed Strip Light
- LED Troffer Light
- LED Linear Wall Washer
- Exit Sign
- Concealed Sprinkler
- Return Diffuser
- Display Light

General RCP Notes

1. See MEPFP drawings for any exit signs, occupancy sensors or other ceiling-mounted equipment not shown in architectural ceiling plans.
2. Align sprinkler heads, light fixtures, diffusers and junction boxes etc. as indicated on drawings. At areas of ACT ceilings, all items are to be centered within tiles U.N.O. Coordinate trades prior to installation of devices.
3. Exit signs shall be aligned with their associated openings, or centered in the corridor.
4. All sprinkler heads to be centered with lighting, door openings and windows. Contractor shall be responsible for sprinkler coordination.
5. See electrical drawings for light fixture type and technical specifications.
6. Coordinate recessed light fixture locations with ductwork and structure. Submit coordination drawings for approval.
7. Light filtering mesh shades are to be provided at all exterior window openings per specifications U.N.O.
8. Cellulose spray-applied thermal insulation/acoustical finish to be applied prior to installation of all MEP items. Spray to be patched as required after MEP installed.
9. The bottom of all cable trays is to be no lower than 8'-6" AFF.
10. The bottom of all pendant light fixtures is to be no lower than 8'-0" AFF.
11. Exit signs in corridors require pendant mounting, final mounting height TBD, review in field prior to installation.
12. ACT ceiling layout demonstrates intent. Final location of grid must be reviewed in field with architect prior to installation, see also specifications.
13. All existing columns and exposed beams to be left exposed are to be parged and painted.
14. Provide 4" Axiom Trim Edge @ All Exposed ACT & WD Ceilings.

Finegold Alexander Architects

PROJECT TEAM:

OWNER:
Leicester Public School
3 Washburn Sq. 3rd Floor
Leicester, MA 01524

Structural Engineer
RSE Associates, Inc.
63 Pleasant St. Ste. 200
Watertown, MA 02472
T: 617.926.9300

MPFP Engineer
BLW Engineers, Inc.
311 Great Road, Post Office Box 1551
Littleton, MA 01460
T: 978.486.4301

Landscape Architect
Warner Larson Landscape Architects
130 West Broadway
Boston, MA 02127
T: 617.464.1440

Electrical Engineer
ART Engineering
38 Front St. Flr 3
Worcester, MA 01608
T: 508.797.7071

Civil Engineer
Nitsch Engineering
2 Center Plaza, Suite 430
Boston, MA 02108
T: 617.338.0063

Geotechnical Engineer
McPhail Associates, LLC
2269 Massachusetts Ave.
Cambridge, MA 02140
T: 617.868.1420

Code Consultant
Jensen Hughes
1 Lincoln St.
Boston, MA 02111
T: 508.538.9409

Kitchen Consultant
Crabtree McGrath Associates, Inc.
161 West Main Street
Georgetown, MA 01833
T: 978.352.8500

Owners Project Manager
NV5
70 Fargo Street, Suite 800
Boston, MA 02210

KEY PLAN:

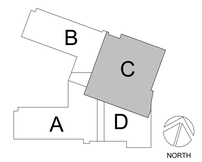

SEAL:

PRELIMINARY NOT FOR CONSTRUCTION

PROJECT INFORMATION:

Leicester Middle School

70 Winslow Ave.
Leicester, MA 01524

PROJECT #: 201601510015
PROJECT ISSUE DATE: 02/13/2020
PROJECT STATUS: Schematic Design

SHEET NAME:

First Floor Reflected Ceiling Plan - Part C

DRAWING HISTORY:

NO.	DATE	DESCRIPTION

SHEET #:

A132

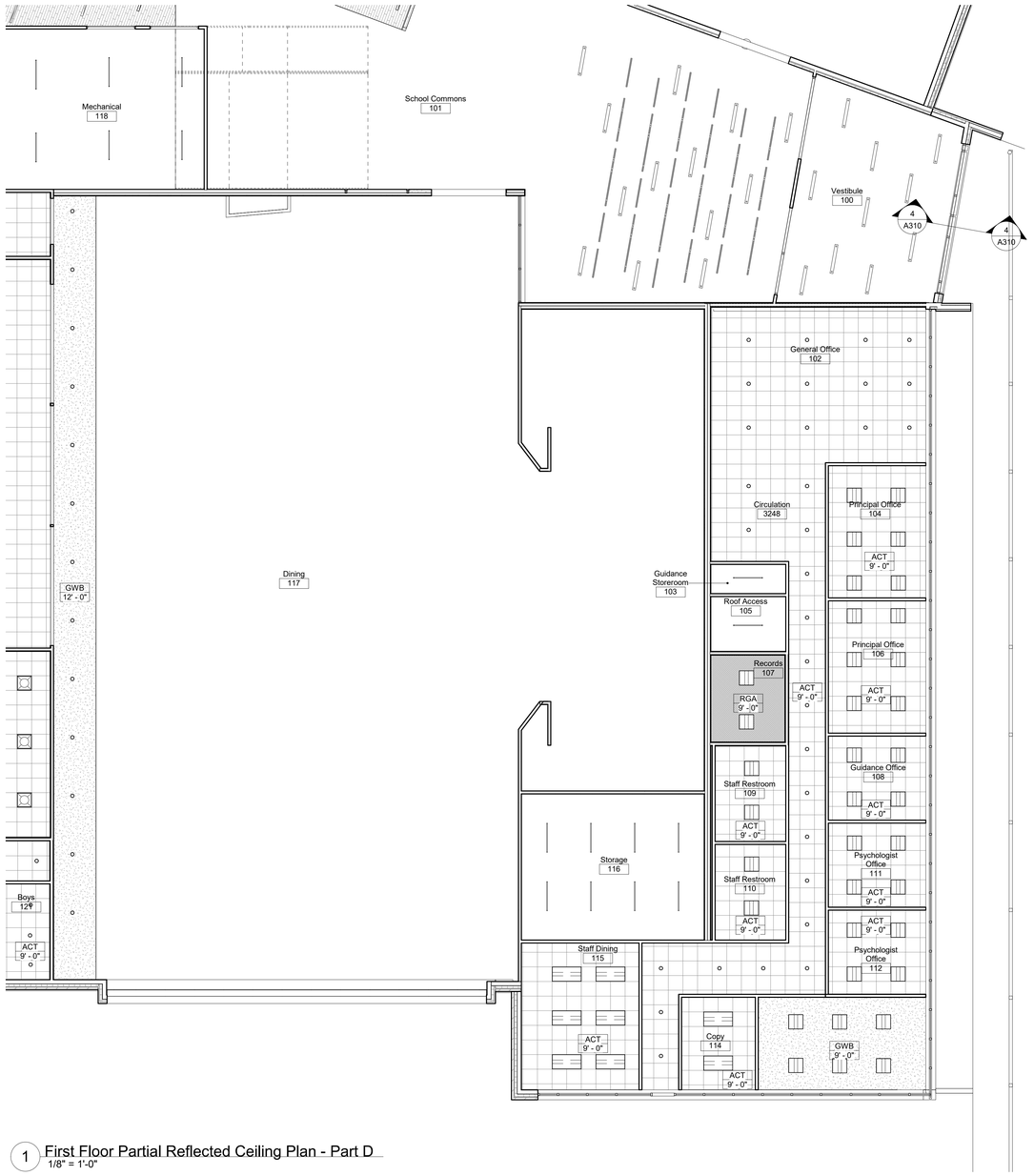

1 First Floor Partial Reflected Ceiling Plan - Part D
1/8" = 1'-0"

Ceiling Legend

- Gympsum Wall Board (GWB)
- 2 Hour Rated GWB Assembly (RGA)
- ACT Ceiling - 2x2 (ACT)
- Suspended Linear Wood Acoustic Ceiling (WD)
- ACT Ceiling with Unistrut Grid - 4x4 (UG)
- Acoustical Deck (AMD)
- Sound Isolation Ceiling Assembly (SIC). RE: 2 / A105
- Suspended Acoustical Ceiling Blades
- 2' x 2' Pyramid Sound Diffusers

Lighting Legend

- 2'x2' LED Recessed Downlight
- 2'x2' LED Recessed Downlight
- LED Pendant
- LED Strip Light
- LED Recessed Downlight
- LED High Bay Fixture
- LED Ring Pendant
- LED Square Pendant
- LED Recessed Strip Light
- LED Troffer Light
- LED Linear Wall Washer
- Exit Sign
- Concealed Sprinkler
- Return Diffuser
- Display Light

General RCP Notes

1. See MEPFP drawings for any exit signs, occupancy sensors or other ceiling-mounted equipment not shown in architectural ceiling plans.
2. Align sprinkler heads, light fixtures, diffusers and junction boxes etc. as indicated on drawings. At areas of ACT ceilings, all items are to be centered within tiles U.N.O. Coordinate trades prior to installation of devices.
3. Exit signs shall be aligned with their associated openings, or centered in the corridor.
4. All sprinkler heads to be centered with lighting, door openings and windows. Contractor shall be responsible for sprinkler coordination.
5. See electrical drawings for light fixture type and technical specifications.
6. Coordinate recessed light fixture locations with ductwork and structure. Submit coordination drawings for approval.
7. Light filtering mesh shades are to be provided at all exterior window openings per specifications U.N.O.
8. Cellulose spray-applied thermal insulation/acoustical finish to be applied prior to installation of all MEP items. Spray to be patched as required after MEP installed.
9. The bottom of all cable trays is to be no lower than 8'-6" AFF.
10. The bottom of all pendant light fixtures is to be no lower than 8'-0" AFF.
11. Exit signs in corridors require pendant mounting, final mounting height TBD, review in field prior to installation.
12. ACT ceiling layout demonstrates intent. Final location of grid must be reviewed in field with architect prior to installation, see also specifications.
13. All existing columns and exposed beams to be left exposed are to be parged and painted.
14. Provide 4" Axiom Trim Edge @ All Exposed ACT & WD Ceilings.

Finegold Alexander Architects

PROJECT TEAM:

OWNER:
Leicester Public School
3 Washburn Sq. 3rd Floor
Leicester, MA 01524

Structural Engineer
RSE Associates, Inc.
63 Pleasant St. Ste. 200
Watertown, MA 02472
T: 617.926.9300

MPFP Engineer
BLW Engineers, Inc.
311 Great Road, Post Office Box 1551
Littleton, MA 01460
T: 978.486.4301

Landscape Architect
Warner Larson Landscape Architects
130 West Broadway
Boston, MA 02127
T: 617.464.1440

Electrical Engineer
ART Engineering
38 Front St. Flr 3
Worcester, MA 01608
T: 508.797.7071

Civil Engineer
Nitsch Engineering
2 Center Plaza, Suite 430
Boston, MA 02108
T: 617.338.0063

Geotechnical Engineer
McPhail Associates, LLC
2269 Massachusetts Ave.
Cambridge, MA 02140
T: 617.868.1420

Code Consultant
Jensen Hughes
1 Lincoln St.
Boston, MA 02111
T: 508.538.9409

Kitchen Consultant
Crabtree McGrath Associates, Inc.
161 West Main Street
Georgetown, MA 01833
T: 978.352.8500

Owners Project Manager
NV5
70 Fargo Street, Suite 800
Boston, MA 02210

KEY PLAN:

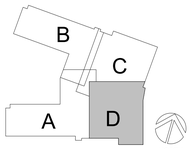

SEAL:

PRELIMINARY NOT FOR CONSTRUCTION

PROJECT INFORMATION:

Leicester Middle School

70 Winslow Ave.
Leicester, MA 01524

PROJECT #: 201601510015
PROJECT ISSUE DATE: 02/13/2020
PROJECT STATUS: Schematic Design

SHEET NAME:

First Floor Reflected Ceiling Plan - Part D

DRAWING HISTORY:

NO.	DATE	DESCRIPTION

SHEET #:

A133

C:\Users\bpearcy\Documents\Leicester School_(Central)_ARC2019_bpearcy.rvt
2/5/2020 1:32:01 PM

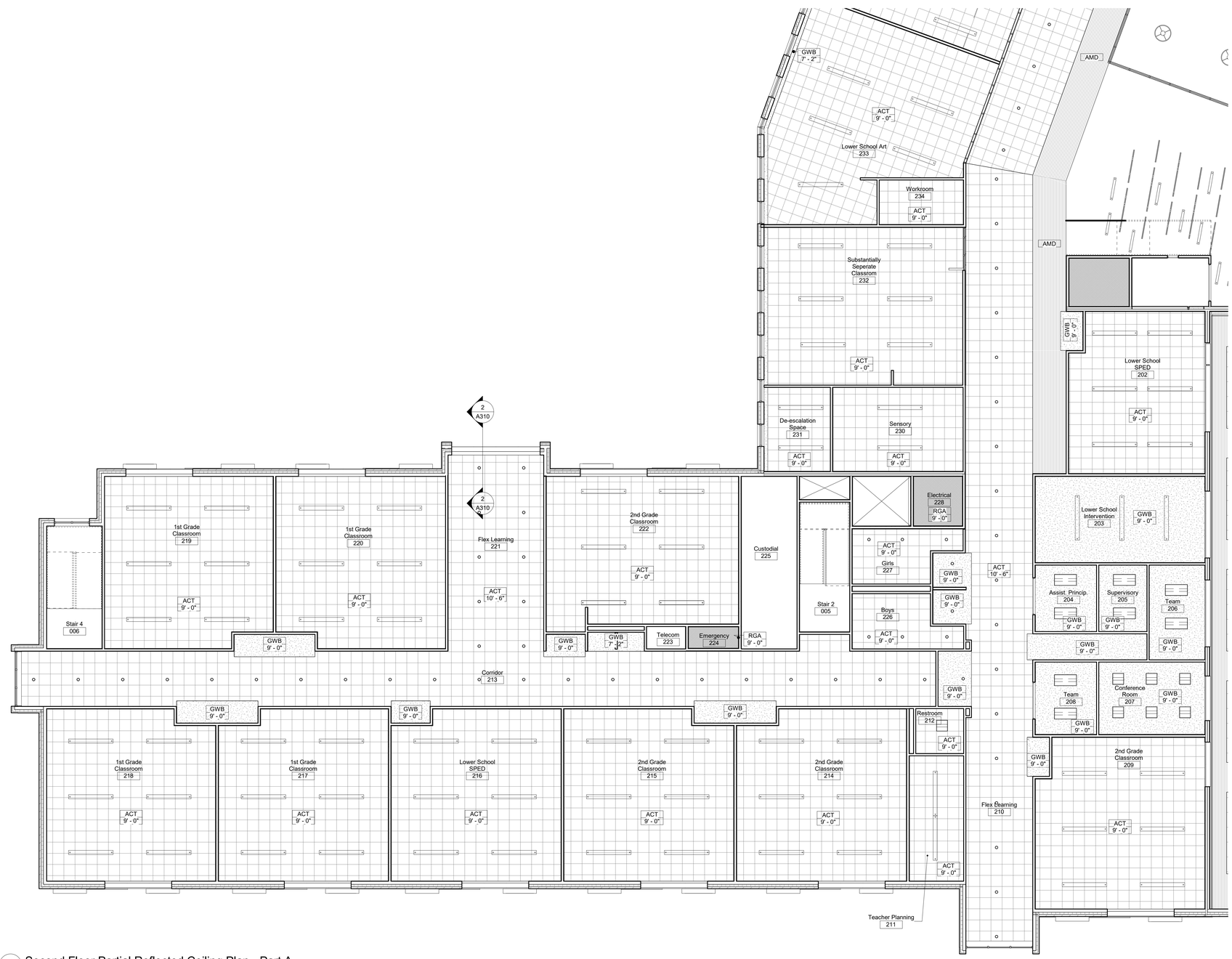

1 Second Floor Partial Reflected Ceiling Plan - Part A
1/8" = 1'-0"

C:\Users\bpearcy\Documents\Leicester School_(Central)_ARC2019_bpearcy.rvt
2/5/2020 1:32:05 PM

Ceiling Legend

- Gympsum Wall Board (GWB)
- 2 Hour Rated GWB Assembly (RGA)
- ACT Ceiling - 2x2 (ACT)
- Suspended Linear Wood Acoustic Ceiling (WD)
- ACT Ceiling with Unistrut Grid - 4x4 (UG)
- Acoustical Deck (AMD)
- Sound Isolation Ceiling Assembly (SIC). RE: 2 / A105
- Suspended Acoustical Ceiling Blades
- 2' x 2' Pyramid Sound Diffusers

Lighting Legend

- 2'x2' LED Recessed Downlight
- 2'x2' LED Recessed Downlight
- LED Pendant
- LED Strip Light
- LED Recessed Downlight
- LED High Bay Fixture
- LED Ring Pendant
- LED Square Pendant
- LED Recessed Strip Light
- LED Troffer Light
- LED Linear Wall Washer
- Exit Sign
- Concealed Sprinkler
- Return Diffuser
- Display Light

General RCP Notes

1. See MEPFP drawings for any exit signs, occupancy sensors or other ceiling-mounted equipment not shown in architectural ceiling plans.
2. Align sprinkler heads, light fixtures, diffusers and junction boxes etc. as indicated on drawings. At areas of ACT ceilings, all items are to be centered within tiles U.N.O. Coordinate trades prior to installation of devices.
3. Exit signs shall be aligned with their associated openings, or centered in the corridor.
4. All sprinkler heads to be centered with lighting, door openings and windows. Contractor shall be responsible for sprinkler coordination.
5. See electrical drawings for light fixture type and technical specifications.
6. Coordinate recessed light fixture locations with ductwork and structure. Submit coordination drawings for approval.
7. Light filtering mesh shades are to be provided at all exterior window openings per specifications U.N.O.
8. Cellulose spray-applied thermal insulation/acoustical finish to be applied prior to installation of all MEP items. Spray to be patched as required after MEP installed.
9. The bottom of all cable trays is to be no lower than 8'-6" AFF.
10. The bottom of all pendant light fixtures is to be no lower than 8'-0" AFF.
11. Exit signs in corridors require pendant mounting, final mounting height TBD, review in field prior to installation.
12. ACT ceiling layout demonstrates intent. Final location of grid must be reviewed in field with architect prior to installation, see also specifications.
13. All existing columns and exposed beams to be left exposed are to be parged and painted.
14. Provide 4" Axiom Trim Edge @ All Exposed ACT & WD Ceilings.

Finegold Alexander Architects

PROJECT TEAM:

OWNER:
Leicester Public School
3 Washburn Sq. 3rd Floor
Leicester, MA 01524

Structural Engineer
RSE Associates, Inc.
63 Pleasant St. Ste. 200
Watertown, MA 02472
T: 617.926.9300

MPFP Engineer
BLW Engineers, Inc.
311 Great Road, Post Office Box 1551
Littleton, MA 01460
T: 978.486.4301

Landscape Architect
Warner Larson Landscape Architects
130 West Broadway
Boston, MA 02127
T: 617.464.1440

Electrical Engineer
ART Engineering
38 Front St. Flr 3
Worcester, MA 01608
T: 508.797.7071

Civil Engineer
Nitsch Engineering
2 Center Plaza, Suite 430
Boston, MA 02108
T: 617.338.0063

Geotechnical Engineer
McPhail Associates, LLC
2269 Massachusetts Ave.
Cambridge, MA 02140
T: 617.868.1420

Code Consultant
Jensen Hughes
1 Lincoln St.
Boston, MA 02111
T: 508.538.9409

Kitchen Consultant
Crabtree McGrath Associates, Inc.
161 West Main Street
Georgetown, MA 01833
T: 978.352.8500

Owners Project Manager
NV5
70 Fargo Street, Suite 800
Boston, MA 02210

KEY PLAN:

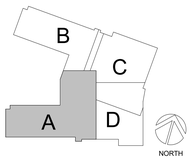

SEAL:

PRELIMINARY NOT FOR CONSTRUCTION

PROJECT INFORMATION:

Leicester Middle School

70 Winslow Ave.
Leicester, MA 01524

PROJECT #: 201601510015
PROJECT ISSUE DATE: 02/13/2020
PROJECT STATUS: Schematic Design

SHEET NAME:

Second Floor Reflected Ceiling Plan - Part A

DRAWING HISTORY:

NO.	DATE	DESCRIPTION

SHEET #:

A134

1 Second Floor Partial Reflected Ceiling Plan - Part B
1/8" = 1'-0"

C:\Users\bpearcy\Documents\Leicester School_(Central)_ARC2019_bpearcy.rvt
2/5/2020 1:32:08 PM

Ceiling Legend

- Gympsum Wall Board (GWB)
- 2 Hour Rated GWB Assembly (RGA)
- ACT Ceiling - 2x2 (ACT)
- Suspended Linear Wood Acoustic Ceiling (WD)
- ACT Ceiling with Unistrut Grid - 4x4 (UG)
- Acoustical Deck (AMD)
- Sound Isolation Ceiling Assembly (SIC). RE: 2 / A105
- Suspended Acoustical Ceiling Blades
- 2' x 2' Pyramid Sound Diffusers

Lighting Legend

- 2'x2' LED Recessed Downlight
- 2'x2' LED Recessed Downlight
- LED Pendant
- LED Strip Light
- LED Recessed Downlight
- LED High Bay Fixture
- LED Ring Pendant
- LED Square Pendant
- LED Recessed Strip Light
- LED Troffer Light
- LED Linear Wall Washer
- Exit Sign
- Concealed Sprinkler
- Return Diffuser
- Display Light

General RCP Notes

1. See MEPFP drawings for any exit signs, occupancy sensors or other ceiling-mounted equipment not shown in architectural ceiling plans.
2. Align sprinkler heads, light fixtures, diffusers and junction boxes etc. as indicated on drawings. At areas of ACT ceilings, all items are to be centered within tiles U.N.O. Coordinate trades prior to installation of devices.
3. Exit signs shall be aligned with their associated openings, or centered in the corridor.
4. All sprinkler heads to be centered with lighting, door openings and windows. Contractor shall be responsible for sprinkler coordination.
5. See electrical drawings for light fixture type and technical specifications.
6. Coordinate recessed light fixture locations with ductwork and structure. Submit coordination drawings for approval.
7. Light filtering mesh shades are to be provided at all exterior window openings per specifications U.N.O.
8. Cellulose spray-applied thermal insulation/acoustical finish to be applied prior to installation of all MEP items. Spray to be patched as required after MEP installed.
9. The bottom of all cable trays is to be no lower than 8'-6" AFF.
10. The bottom of all pendant light fixtures is to be no lower than 8'-0" AFF.
11. Exit signs in corridors require pendant mounting, final mounting height TBD, review in field prior to installation.
12. ACT ceiling layout demonstrates intent. Final location of grid must be reviewed in field with architect prior to installation, see also specifications.
13. All existing columns and exposed beams to be left exposed are to be parged and painted.
14. Provide 4" Axiom Trim Edge @ All Exposed ACT & WD Ceilings.

Finegold Alexander Architects

PROJECT TEAM:

OWNER:
Leicester Public School
3 Washburn Sq. 3rd Floor
Leicester, MA 01524

Structural Engineer
RSE Associates, Inc.
63 Pleasant St. Ste. 200
Watertown, MA 02472
T: 617.926.9300

MPFP Engineer
BLW Engineers, Inc.
311 Great Road, Post Office Box 1551
Littleton, MA 01460
T: 978.486.4301

Landscape Architect
Warner Larson Landscape Architects
130 West Broadway
Boston, MA 02127
T: 617.464.1440

Electrical Engineer
ART Engineering
38 Front St. Flr 3
Worcester, MA 01608
T: 508.797.7071

Civil Engineer
Nitsch Engineering
2 Center Plaza, Suite 430
Boston, MA 02108
T: 617.338.0063

Geotechnical Engineer
McPhail Associates, LLC
2269 Massachusetts Ave.
Cambridge, MA 02140
T: 617.868.1420

Code Consultant
Jensen Hughes
1 Lincoln St.
Boston, MA 02111
T: 508.538.9409

Kitchen Consultant
Crabtree McGrath Associates, Inc.
161 West Main Street
Georgetown, MA 01833
T: 978.352.8500

Owners Project Manager
NV5
70 Fargo Street, Suite 800
Boston, MA 02210

KEY PLAN:

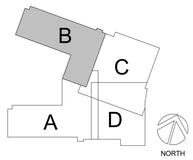

SEAL:

PRELIMINARY NOT FOR CONSTRUCTION

PROJECT INFORMATION:

Leicester Middle School

70 Winslow Ave.
Leicester, MA 01524

PROJECT #: 201601510015
PROJECT ISSUE DATE: 02/13/2020
PROJECT STATUS: Schematic Design

SHEET NAME:

Second Floor Reflected Ceiling Plan - Part B

DRAWING HISTORY:

NO.	DATE	DESCRIPTION

SHEET #:

A135

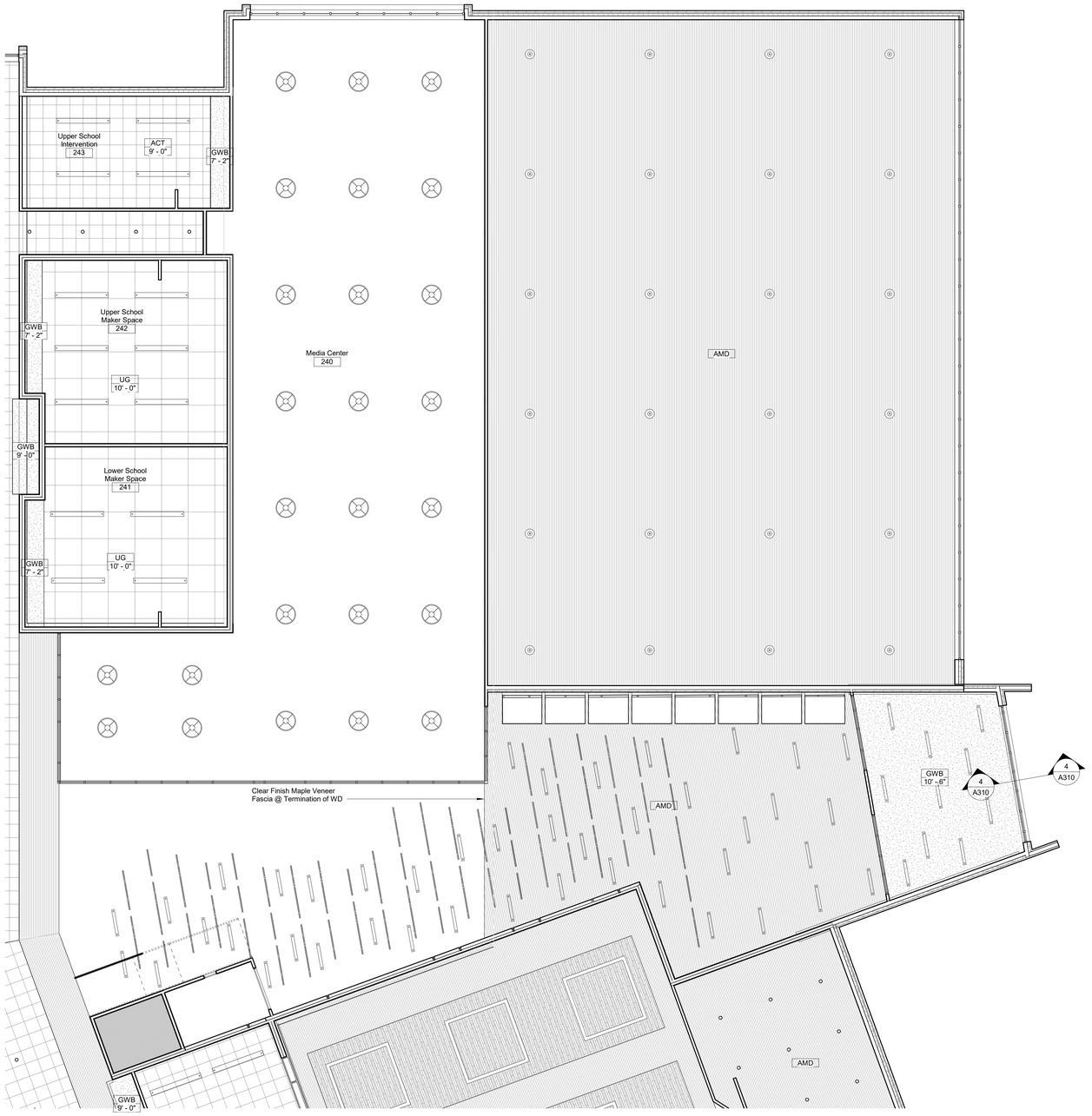

1 Second Floor Partial Reflected Ceiling Plan - Part C
1/8" = 1'-0"

Ceiling Legend

- Gympsum Wall Board (GWB)
- 2 Hour Rated GWB Assembly (RGA)
- ACT Ceiling - 2x2 (ACT)
- Suspended Linear Wood Acoustic Ceiling (WD)
- ACT Ceiling with Unistrut Grid - 4x4 (UG)
- Acoustical Deck (AMD)
- Sound Isolation Ceiling Assembly (SIC). RE: 2 / A105
- Suspended Acoustical Ceiling Blades
- 2' x 2' Pyramid Sound Diffusers

Lighting Legend

- 2'x2' LED Recessed Downlight
- 2'x2' LED Recessed Downlight
- LED Pendant
- LED Strip Light
- LED Recessed Downlight
- LED High Bay Fixture
- LED Ring Pendant
- LED Square Pendant
- LED Recessed Strip Light
- LED Troffer Light
- LED Linear Wall Washer
- Exit Sign
- Concealed Sprinkler
- Return Diffuser
- Display Light

General Notes

1. Contractor shall field verify all existing site, building, and utility conditions and shall proprntly notify the architect of any discrepancies between such existing conditions and the requirements of the contract documents for clarification and/or resolution prior to the commencement of any affected work. The architect shall provide such clarification and/or resolution according to the provisions of the project manual prior to the commencement of any affected work.

2. Dimensions noted as "clear" are taken from finished face of construction. All dimensions are taken from finished face of construction and from column center lines unless noted otherwise.

3. All indications and notifications on the drawings applying to one area, component or condition shall apply to all other similar areas, components and conditions unless clearly noted otherwise.

4. Drawings are not to be scaled. Dimensions shall take precedence over scale shown on drawings. The contractor shall request clarification from the architect of any dimensional requirements necessary for the proper execution of any affected work prior to the commencement of such work.

5. Support all vertical duct runs at each floor. Provide angles and slab reinforcement at edges as required. Anchor ducts to adjacent wall surface. Provide adequate blocking and support in wall for duct load.

6. Pitch tapered insulation to provide crickets around all roof top equipment, elevator overrides and roof penetrations as required. Provide shop drawings for tapered insulation per the requirements of the specifications.

7. Unless noted on architectural drawings, see mechanical and plumbing drawings for roof penetrations and provide flashing as required and per roofing manufacturer's instructions.

8. Provide blocking for grab bars at all accessible toilet rooms.

9. All plywood backer boards to be fire retardant 1/2" plywood on 2x4 fire retardant wood blocking. Plywood sheets to be 4x8 typical installed vertically and as required by the specific trade.

10. At all MEP/FP penetrations in rated floor/ceiling and wall assemblies contractor to firestop penetration to match assembly rating.

11. All metal sill flashings at storefront openings are by the metal panel installer. All first floor sill flashings at precast concrete panel base are by metal panel installer. All other flashings are by roofing and flashing contractor.

12. For all wall mounted and ceiling mounted equipment noted as N.I.C. contractor is to provide in-wall and/or ceiling blocking. Coordinate with owner furnished equipment for blocking requirements.

Finegold Alexander Architects

PROJECT TEAM:

OWNER:
Leicester Public School
3 Washburn Sq. 3rd Floor
Leicester, MA 01524

Structural Engineer
RSE Associates, Inc.
63 Pleasant St. Ste. 200
Watertown, MA 02472
T: 617.926.9300

MPFP Engineer
BLW Engineers, Inc.
311 Great Road, Post Office Box 1551
Littleton, MA 01460
T: 978.486.4301

Landscape Architect
Warner Larson Landscape Architects
130 West Broadway
Boston, MA 02127
T: 617.464.1440

Electrical Engineer
ART Engineering
38 Front St. Flr 3
Worcester, MA 01608
T: 508.797.7071

Civil Engineer
Nitsch Engineering
2 Center Plaza, Suite 430
Boston, MA 02108
T: 617.338.0063

Geotechnical Engineer
McPhail Associates, LLC
2269 Massachusetts Ave.
Cambridge, MA 02140
T: 617.868.1420

Code Consultant
Jensen Hughes
1 Lincoln St.
Boston, MA 02111
T: 508.538.9409

Kitchen Consultant
Crabtree McGrath Associates, Inc.
161 West Main Street
Georgetown, MA 01833
T: 978.352.8500

Owners Project Manager
NV5
70 Fargo Street, Suite 800
Boston, MA 02210

KEY PLAN:

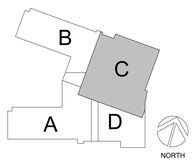

SEAL:

PRELIMINARY
NOT FOR
CONSTRUCTION

PROJECT INFORMATION:

Leicester Middle School

70 Winslow Ave.
Leicester, MA 01524

PROJECT #: 201601510015
PROJECT ISSUE DATE: 02/13/2020
PROJECT STATUS: Schematic Design

SHEET NAME:

Second Floor Reflected Ceiling Plan - Part C

DRAWING HISTORY:

NO.	DATE	DESCRIPTION

SHEET #:

A136

C:\Users\bpearcy\Documents\Leicester School_(Central)_ARC2019_bpearcy.rvt
2/5/2020 1:32:13 PM

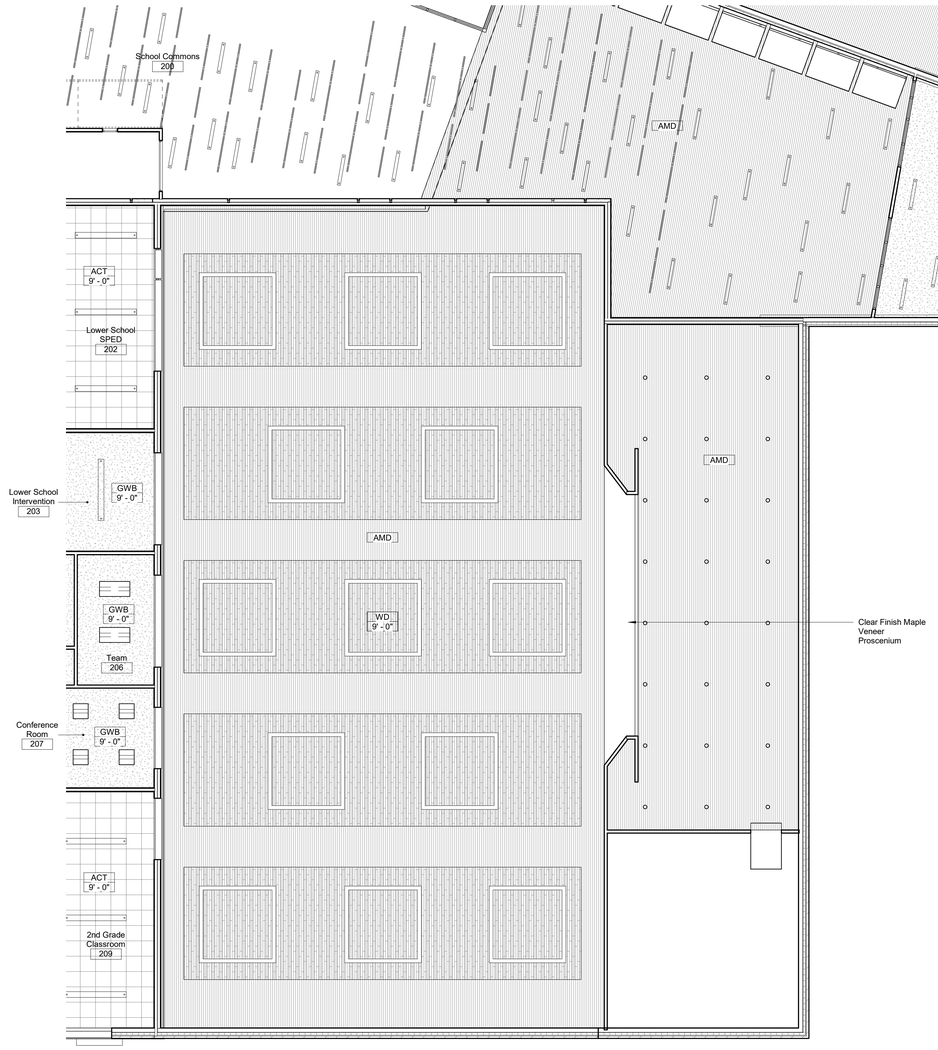

1 Second Floor Partial Reflected Ceiling Plan - Part D
1/8" = 1'-0"

Ceiling Legend

- Gympsum Wall Board (GWB)
- 2 Hour Rated GWB Assembly (RGA)
- ACT Ceiling - 2x2 (ACT)
- Suspended Linear Wood Acoustic Ceiling (WD)
- ACT Ceiling with Unistrut Grid - 4x4 (UG)
- Acoustical Deck (AMD)
- Sound Isolation Ceiling Assembly (SIC). RE: 2 / A105
- Suspended Acoustical Ceiling Blades
- 2' x 2' Pyramid Sound Diffusers

Lighting Legend

- 2'x2' LED Recessed Downlight
- 2'x2' LED Recessed Downlight
- LED Pendant
- LED Strip Light
- LED Recessed Downlight
- LED High Bay Fixture
- LED Ring Pendant
- LED Square Pendant
- LED Recessed Strip Light
- LED Troffer Light
- LED Linear Wall Washer
- Exit Sign
- Concealed Sprinkler
- Return Diffuser
- Display Light

General RCP Notes

1. See MEPFP drawings for any exit signs, occupancy sensors or other ceiling-mounted equipment not shown in architectural ceiling plans.

2. Align sprinkler heads, light fixtures, diffusers and junction boxes etc. as indicated on drawings. At areas of ACT ceilings, all items are to be centered within tiles U.N.O. Coordinate trades prior to installation of devices.

3. Exit signs shall be aligned with their associated openings, or centered in the corridor.

4. All sprinkler heads to be centered with lighting, door openings and windows. Contractor shall be responsible for sprinkler coordination.

5. See electrical drawings for light fixture type and technical specifications.

6. Coordinate recessed light fixture locations with ductwork and structure. Submit coordination drawings for approval.

7. Light filtering mesh shades are to be provided at all exterior window openings per specifications U.N.O.

8. Cellulose spray-applied thermal insulation/acoustical finish to be applied prior to installation of all MEP items. Spray to be patched as required after MEP installed.

9. The bottom of all cable trays is to be no lower than 8'-6" AFF.

10. The bottom of all pendant light fixtures is to be no lower than 8'-0" AFF.

11. Exit signs in corridors require pendant mounting, final mounting height TBD, review in field prior to installation.

12. ACT ceiling layout demonstrates intent. Final location of grid must be reviewed in field with architect prior to installation, see also specifications.

13. All existing columns and exposed beams to be left exposed are to be parged and painted.

14. Provide 4" Axiom Trim Edge @ All Exposed ACT & WD Ceilings.

Finegold Alexander Architects

PROJECT TEAM:

OWNER:
Leicester Public School
3 Washburn Sq. 3rd Floor
Leicester, MA 01524

Structural Engineer
RSE Associates, Inc.
63 Pleasant St. Ste. 200
Watertown, MA 02472
T: 617.926.9300

MPFP Engineer
BLW Engineers, Inc.
311 Great Road, Post Office Box 1551
Littleton, MA 01460
T: 978.486.4301

Landscape Architect
Warner Larson Landscape Architects
130 West Broadway
Boston, MA 02127
T: 617.464.1440

Electrical Engineer
ART Engineering
38 Front St. Flr 3
Worcester, MA 01608
T: 508.797.7071

Civil Engineer
Nitsch Engineering
2 Center Plaza, Suite 430
Boston, MA 02108
T: 617.338.0063

Geotechnical Engineer
McPhail Associates, LLC
2269 Massachusetts Ave.
Cambridge, MA 02140
T: 617.868.1420

Code Consultant
Jensen Hughes
1 Lincoln St.
Boston, MA 02111
T: 508.538.9409

Kitchen Consultant
Crabtree McGrath Associates, Inc.
161 West Main Street
Georgetown, MA 01833
T: 978.352.8500

Owners Project Manager
NV5
70 Fargo Street, Suite 800
Boston, MA 02210

KEY PLAN:

NORTH

SEAL:

PRELIMINARY NOT FOR CONSTRUCTION

PROJECT INFORMATION:

Leicester Middle School

70 Winslow Ave.
Leicester, MA 01524

PROJECT #: 201601510015
PROJECT ISSUE DATE: 02/13/2020
PROJECT STATUS: Schematic Design

SHEET NAME:

Second Floor Reflected Ceiling Plan - Part D

DRAWING HISTORY:

NO.	DATE	DESCRIPTION

SHEET #:

A138

C:\Users\bpearcy\Documents\Leicester School_(Central)_ARC2019_bpearcy.rvt
2/5/2020 1:32:16 PM

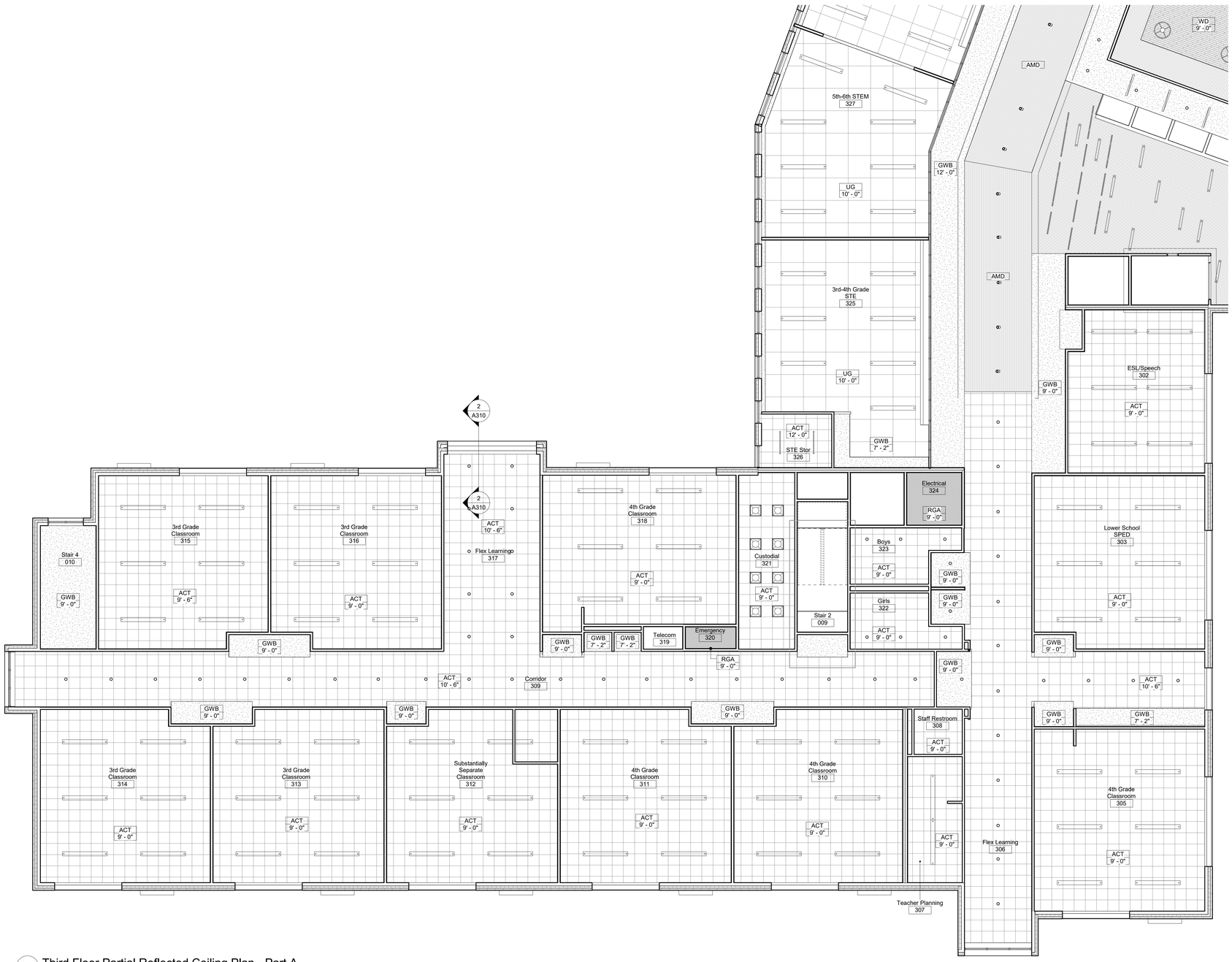

1 Third Floor Partial Reflected Ceiling Plan - Part A
1/8" = 1'-0"

Ceiling Legend

- Gympsum Wall Board (GWB)
- 2 Hour Rated GWB Assembly (RGA)
- ACT Ceiling - 2x2 (ACT)
- Suspended Linear Wood Acoustic Ceiling (WD)
- ACT Ceiling with Unistrut Grid - 4x4 (UG)
- Acoustical Deck (AMD)
- Sound Isolation Ceiling Assembly (SIC). RE: 2 / A105
- Suspended Acoustical Ceiling Blades
- 2' x 2' Pyramid Sound Diffusers

Lighting Legend

- 2'x2' LED Recessed Downlight
- 2'x2' LED Recessed Downlight
- LED Pendant
- LED Strip Light
- LED Recessed Downlight
- LED High Bay Fixture
- LED Ring Pendant
- LED Square Pendant
- LED Recessed Strip Light
- LED Troffer Light
- LED Linear Wall Washer
- Exit Sign
- Concealed Sprinkler
- Return Diffuser
- Display Light

General RCP Notes

1. See MEPFP drawings for any exit signs, occupancy sensors or other ceiling-mounted equipment not shown in architectural ceiling plans.
2. Align sprinkler heads, light fixtures, diffusers and junction boxes etc. as indicated on drawings. At areas of ACT ceilings, all items are to be centered within tiles U.N.O. Coordinate trades prior to installation of devices.
3. Exit signs shall be aligned with their associated openings, or centered in the corridor.
4. All sprinkler heads to be centered with lighting, door openings and windows. Contractor shall be responsible for sprinkler coordination.
5. See electrical drawings for light fixture type and technical specifications.
6. Coordinate recessed light fixture locations with ductwork and structure. Submit coordination drawings for approval.
7. Light filtering mesh shades are to be provided at all exterior window openings per specifications U.N.O.
8. Cellulose spray-applied thermal insulation/acoustical finish to be applied prior to installation of all MEP items. Spray to be patched as required after MEP installed.
9. The bottom of all cable trays is to be no lower than 8'-6" AFF.
10. The bottom of all pendant light fixtures is to be no lower than 8'-0" AFF.
11. Exit signs in corridors require pendant mounting, final mounting height TBD, review in field prior to installation.
12. ACT ceiling layout demonstrates intent. Final location of grid must be reviewed in field with architect prior to installation, see also specifications.
13. All existing columns and exposed beams to be left exposed are to be parged and painted.
14. Provide 4" Axiom Trim Edge @ All Exposed ACT & WD Ceilings.

Finegold Alexander Architects

PROJECT TEAM:

OWNER:
Leicester Public School
3 Washburn Sq. 3rd Floor
Leicester, MA 01524

Structural Engineer
RSE Associates, Inc.
63 Pleasant St. Ste. 200
Watertown, MA 02472
T: 617.926.9300

MPFP Engineer
BLW Engineers, Inc.
311 Great Road, Post Office Box 1551
Littleton, MA 01460
T: 978.486.4301

Landscape Architect
Warner Larson Landscape Architects
130 West Broadway
Boston, MA 02127
T: 617.464.1440

Electrical Engineer
ART Engineering
38 Front St. Flr 3
Worcester, MA 01608
T: 508.797.7071

Civil Engineer
Nitsch Engineering
2 Center Plaza, Suite 430
Boston, MA 02108
T: 617.338.0063

Geotechnical Engineer
McPhail Associates, LLC
2269 Massachusetts Ave.
Cambridge, MA 02140
T: 617.868.1420

Code Consultant
Jensen Hughes
1 Lincoln St.
Boston, MA 02111
T: 508.538.9409

Kitchen Consultant
Crabtree McGrath Associates, Inc.
161 West Main Street
Georgetown, MA 01833
T: 978.352.8500

Owners Project Manager
NV5
70 Fargo Street, Suite 800
Boston, MA 02210

KEY PLAN:

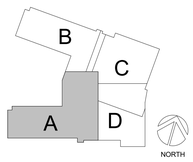

SEAL:

PRELIMINARY
NOT FOR
CONSTRUCTION

PROJECT INFORMATION:

Leicester Middle School

70 Winslow Ave.
Leicester, MA 01524

PROJECT #: 201601510015
PROJECT ISSUE DATE: 02/13/2020
PROJECT STATUS: Schematic Design

SHEET NAME:

Third Floor Reflected Ceiling Plan - Part A

DRAWING HISTORY:

NO.	DATE	DESCRIPTION

SHEET #:

A139

C:\Users\bpearcy\Documents\Leicester School_(Central)_ARC2019_bpearcy.rvt
2/5/2020 1:32:20 PM

1 Third Floor Partial Reflected Ceiling Plan - Part B
1/8" = 1'-0"

C:\Users\bpearcy\Documents\Leicester School_(Central)_ARC2019_bpearcy.rvt
2/5/2020 1:32:23 PM

Ceiling Legend

- Gympsum Wall Board (GWB)
- 2 Hour Rated GWB Assembly (RGA)
- ACT Ceiling - 2x2 (ACT)
- Suspended Linear Wood Acoustic Ceiling (WD)
- ACT Ceiling with Unistrut Grid - 4x4 (UG)
- Acoustical Deck (AMD)
- Sound Isolation Ceiling Assembly (SIC). RE: 2 / A105
- Suspended Acoustical Ceiling Blades
- 2' x 2' Pyramid Sound Diffusers

Lighting Legend

- 2'x2' LED Recessed Downlight
- 2'x2' LED Recessed Downlight
- LED Pendant
- LED Strip Light
- LED Recessed Downlight
- LED High Bay Fixture
- LED Ring Pendant
- LED Square Pendant
- LED Recessed Strip Light
- LED Troffer Light
- LED Linear Wall Washer
- Exit Sign
- Concealed Sprinkler
- Return Diffuser
- Display Light

General RCP Notes

1. See MEPFP drawings for any exit signs, occupancy sensors or other ceiling-mounted equipment not shown in architectural ceiling plans.
2. Align sprinkler heads, light fixtures, diffusers and junction boxes etc. as indicated on drawings. At areas of ACT ceilings, all items are to be centered within tiles U.N.O. Coordinate trades prior to installation of devices.
3. Exit signs shall be aligned with their associated openings, or centered in the corridor.
4. All sprinkler heads to be centered with lighting, door openings and windows. Contractor shall be responsible for sprinkler coordination.
5. See electrical drawings for light fixture type and technical specifications.
6. Coordinate recessed light fixture locations with ductwork and structure. Submit coordination drawings for approval.
7. Light filtering mesh shades are to be provided at all exterior window openings per specifications U.N.O.
8. Cellulose spray-applied thermal insulation/acoustical finish to be applied prior to installation of all MEP items. Spray to be patched as required after MEP installed.
9. The bottom of all cable trays is to be no lower than 8'-6" AFF.
10. The bottom of all pendant light fixtures is to be no lower than 8'-0" AFF.
11. Exit signs in corridors require pendant mounting, final mounting height TBD, review in field prior to installation.
12. ACT ceiling layout demonstrates intent. Final location of grid must be reviewed in field with architect prior to installation, see also specifications.
13. All existing columns and exposed beams to be left exposed are to be parged and painted.
14. Provide 4" Axiom Trim Edge @ All Exposed ACT & WD Ceilings.

Finegold Alexander Architects

PROJECT TEAM:

OWNER:
Leicester Public School
3 Washburn Sq. 3rd Floor
Leicester, MA 01524

Structural Engineer
RSE Associates, Inc.
63 Pleasant St. Ste. 200
Watertown, MA 02472
T: 617.926.9300

MPFP Engineer
BLW Engineers, Inc.
311 Great Road, Post Office Box 1551
Littleton, MA 01460
T: 978.486.4301

Landscape Architect
Warner Larson Landscape Architects
130 West Broadway
Boston, MA 02127
T: 617.464.1440

Electrical Engineer
ART Engineering
38 Front St. Flr 3
Worcester, MA 01608
T: 508.797.7071

Civil Engineer
Nitsch Engineering
2 Center Plaza, Suite 430
Boston, MA 02108
T: 617.338.0063

Geotechnical Engineer
McPhail Associates, LLC
2269 Massachusetts Ave.
Cambridge, MA 02140
T: 617.868.1420

Code Consultant
Jensen Hughes
1 Lincoln St.
Boston, MA 02111
T: 508.538.9409

Kitchen Consultant
Crabtree McGrath Associates, Inc.
161 West Main Street
Georgetown, MA 01833
T: 978.352.8500

Owners Project Manager
NV5
70 Fargo Street, Suite 800
Boston, MA 02210

KEY PLAN:

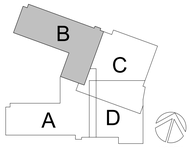

SEAL:

PRELIMINARY NOT FOR CONSTRUCTION

PROJECT INFORMATION:

Leicester Middle School

70 Winslow Ave.
Leicester, MA 01524

PROJECT #: 201601510015
PROJECT ISSUE DATE: 02/13/2020
PROJECT STATUS: Schematic Design

SHEET NAME:

Third Floor Reflected Ceiling Plan - Part B

DRAWING HISTORY:

NO.	DATE	DESCRIPTION

SHEET #:

A140

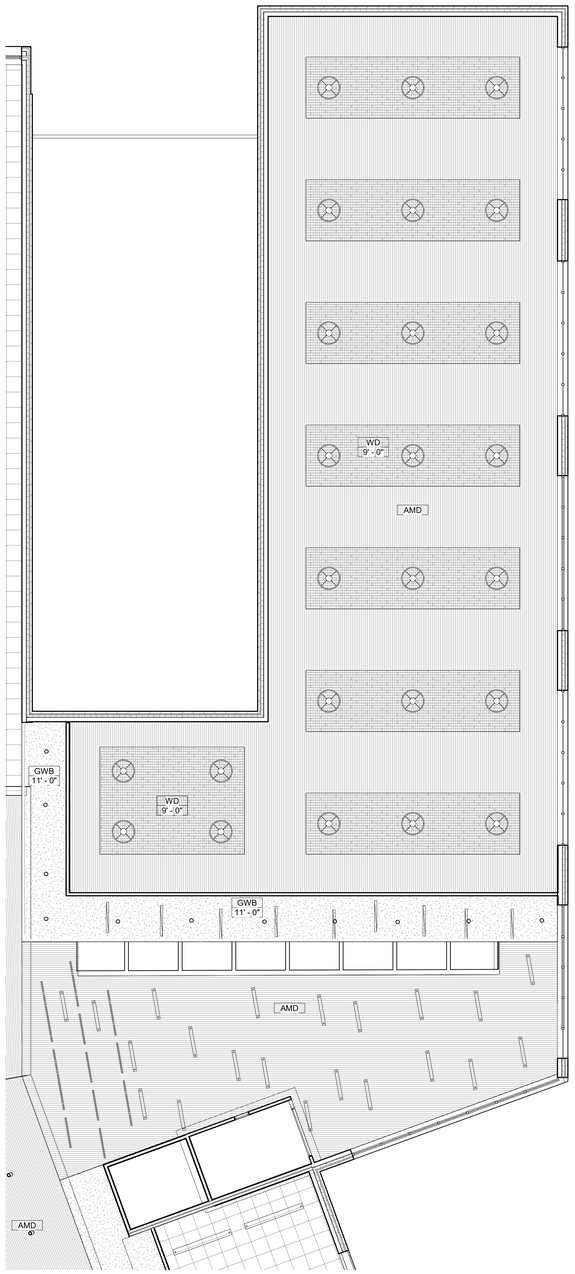

1 Third Floor Partial Reflected Ceiling Plan - Part C
1/8" = 1'-0"

Ceiling Legend

- Gympsum Wall Board (GWB)
- 2 Hour Rated GWB Assembly (RGA)
- ACT Ceiling - 2x2 (ACT)
- Suspended Linear Wood Acoustic Ceiling (WD)
- ACT Ceiling with Unistrut Grid - 4x4 (UG)
- Acoustical Deck (AMD)
- Sound Isolation Ceiling Assembly (SIC). RE: 2 / A105
- Suspended Acoustical Ceiling Blades
- 2' x 2' Pyramid Sound Diffusers

Lighting Legend

- 2'x2' LED Recessed Downlight
- 2'x2' LED Recessed Downlight
- LED Pendant
- LED Strip Light
- LED Recessed Downlight
- LED High Bay Fixture
- LED Ring Pendant
- LED Square Pendant
- LED Recessed Strip Light
- LED Troffer Light
- LED Linear Wall Washer
- Exit Sign
- Concealed Sprinkler
- Return Diffuser
- Display Light

General Notes

1. Contractor shall field verify all existing site, building, and utility conditions and shall propmtly notify the architect of any discrepancies between such existing conditions and the requirements of the contract documents for clarification and/or resolution prior to the commencement of any affected work. The architect shall provide such clarification and/or resolution according to the provisions of the project manual prior to the commencement of any affected work.

2. Dimensions noted as "clear" are taken from finished face of construction. All dimensions are taken from finished face of construction and from column center lines unless noted otherwise.

3. All indications and notifications on the drawings applying to one area, component or condition shall apply to all other similar areas, components and conditions unless clearly noted otherwise.

4. Drawings are not to be scaled. Dimensions shall take precedence over scale shown on drawings. The contractor shall request clarification from the architect of any dimensional requirements necessary for the proper execution of any affected work prior to the commencement of such work.

5. Support all vertical duct runs at each floor. Provide angles and slab reinforcement at edges as required. Anchor ducts to adjacent wall surface. Provide adequate blocking and support in wall for duct load.

6. Pitch tapered insulation to provide crickets around all roof top equipment, elevator overrides and roof penetrations as required. Provide shop drawings for tapered insulation per the requirements of the specifications.

7. Unless noted on architectural drawings, see mechanical and plumbing drawings for roof penetrations and provide flashing as required and per roofing manufacturer's instructions.

8. Provide blocking for grab bars at all accessible toilet rooms.

9. All plywood backer boards to be fire retardant 1/2" plywood on 2x4 fire retardant wood blocking. Plywood sheets to be 4x8 typical installed vertically and as required by the specific trade.

10. At all MEP/FP penetrations in rated floor/ceiling and wall assemblies contractor to firestop penetration to match assembly rating.

11. All metal sill flashings at storefront openings are by the metal panel installer. All first floor sill flashings at precast concrete panel base are by metal panel installer. All other flashings are by roofing and flashing contractor.

12. For all wall mounted and ceiling mounted equipment noted as N.I.C. contractor is to provide in-wall and/or ceiling blocking. Coordinate with owner furnished equipment for blocking requirements.

Finegold Alexander Architects

PROJECT TEAM:

OWNER:
Leicester Public School
3 Washburn Sq. 3rd Floor
Leicester, MA 01524

Structural Engineer
RSE Associates, Inc.
63 Pleasant St. Ste. 200
Watertown, MA 02472
T: 617.926.9300

MPFP Engineer
BLW Engineers, Inc.
311 Great Road, Post Office Box 1551
Littleton, MA 01460
T: 978.486.4301

Landscape Architect
Warner Larson Landscape Architects
130 West Broadway
Boston, MA 02127
T: 617.464.1440

Electrical Engineer
ART Engineering
38 Front St. Flr 3
Worcester, MA 01608
T: 508.797.7071

Civil Engineer
Nitsch Engineering
2 Center Plaza, Suite 430
Boston, MA 02108
T: 617.338.0063

Geotechnical Engineer
McPhail Associates, LLC
2269 Massachusetts Ave.
Cambridge, MA 02140
T: 617.868.1420

Code Consultant
Jensen Hughes
1 Lincoln St.
Boston, MA 02111
T: 508.538.9409

Kitchen Consultant
Crabtree McGrath Associates, Inc.
161 West Main Street
Georgetown, MA 01833
T: 978.352.8500

Owners Project Manager
NV5
70 Fargo Street, Suite 800
Boston, MA 02210

KEY PLAN:

NORTH

SEAL:

PRELIMINARY NOT FOR CONSTRUCTION

PROJECT INFORMATION:

Leicester Middle School

70 Winslow Ave.
Leicester, MA 01524

PROJECT #: 201601510015
PROJECT ISSUE DATE: 02/13/2020
PROJECT STATUS: Schematic Design

SHEET NAME:

Third Floor Reflected Ceiling Plan - Part C

DRAWING HISTORY:

NO.	DATE	DESCRIPTION

SHEET #:

A141

C:\Users\bpearcy\Documents\Leicester School_(Central)_ARC2019_bpearcy.rvt
2/5/2020 1:32:26 PM

Window Basis of Design

SF A, SF B, SF C, SF D, SF F, SF G, SF H, SF J, SF K, SF L, SF M, SF N, SF P, SF R, SF S, SF T, SF U, SF V	**Storefront:** Kawneer TRIFAB VG 451T 2" sight lines 4.5" depth
CW 3, CW 2, CW 1, CW 4	**Curtain Wall:** Kawneer 1600 Wall System 2 Curtain Wall 2.5" sightlines 6" depth
SF AA, SF BB, SF CC, SF DD, SF EE, SF FF, SF GG, SF E	**Awning Windows:** (In Classrooms) -Used with TRIFAB 451 UT Framing System Kawneer GLASSvent UT Architectural Window (AW) (Required for Blast mitigation) 4 3/8" depth 60x36" Max operable size
	Storefront Vent Windows: (West Facades) Kawneer GLASSvent Windows for Storefront Framing "Visually Frameless" 60x36" Max operable size 2-1/8" depth (1/4" infill)
C-VSS	**Curtain Wall Vertical Sun Shade Device:** Kawneer Versoleil SunShade Single Blade System 14" depth
C-HSS	**Curtain Wall Horizontal Sun Shade Device:** Kawneer Versoleil SunShade – Outrigger System for Curtain Wall 30" depth - airfoil
S-HSS	**Storefront Horizontal Sun Shade Device:** Versoleil SunShade – Outrigger System for Storefront 30" depth
ILS	**Interior Light Shelves:** Kawneer InLighten Interior Light Shelf (compatible with both curtain wall and storefront) 30" Deep Available in Translucent Polycarbonate or ACM

General Exterior Elevations

1. All North Facing Windows to be Triple Glazed with U value of 0.22
2. All South Facing Windows that have Intermediated Horizontal Mullion to have Horizontal Sun Shading Devices
3. All Windows to be Double Glazed with U Value of .6 unless noted otherwise

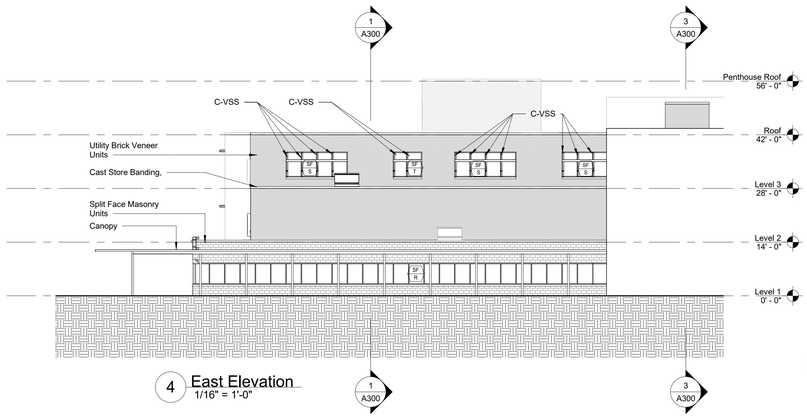

4 East Elevation
1/16" = 1'-0"

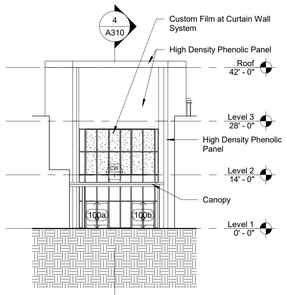

6 East Elevation - Main Entry
1/16" = 1'-0"

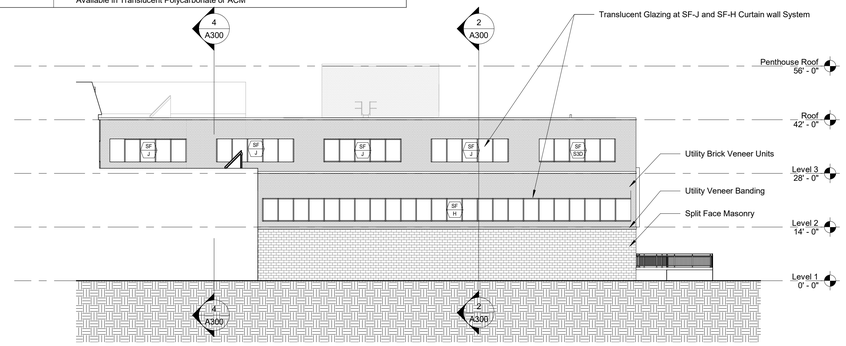

5 Northeast Elevation
1/16" = 1'-0"

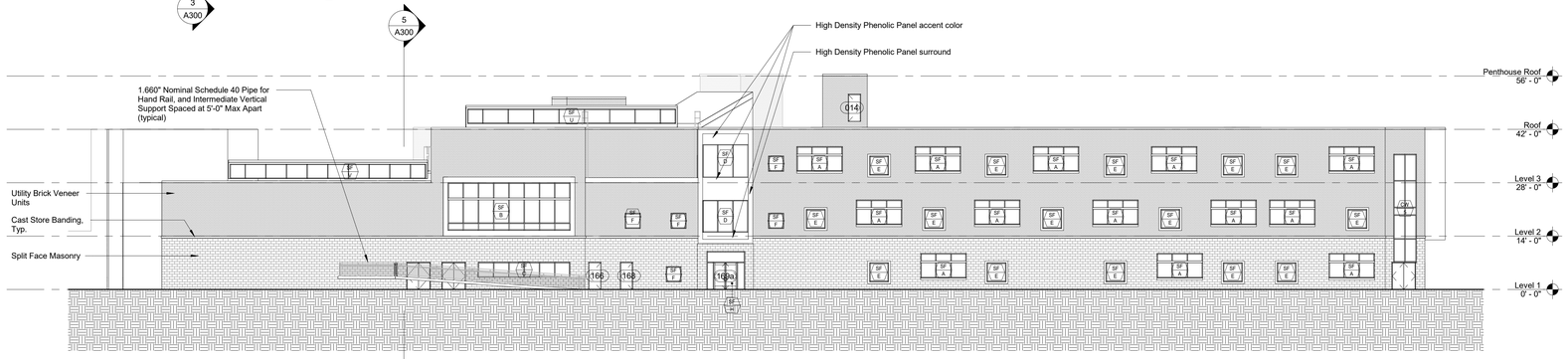

3 North Elevation
1/16" = 1'-0"

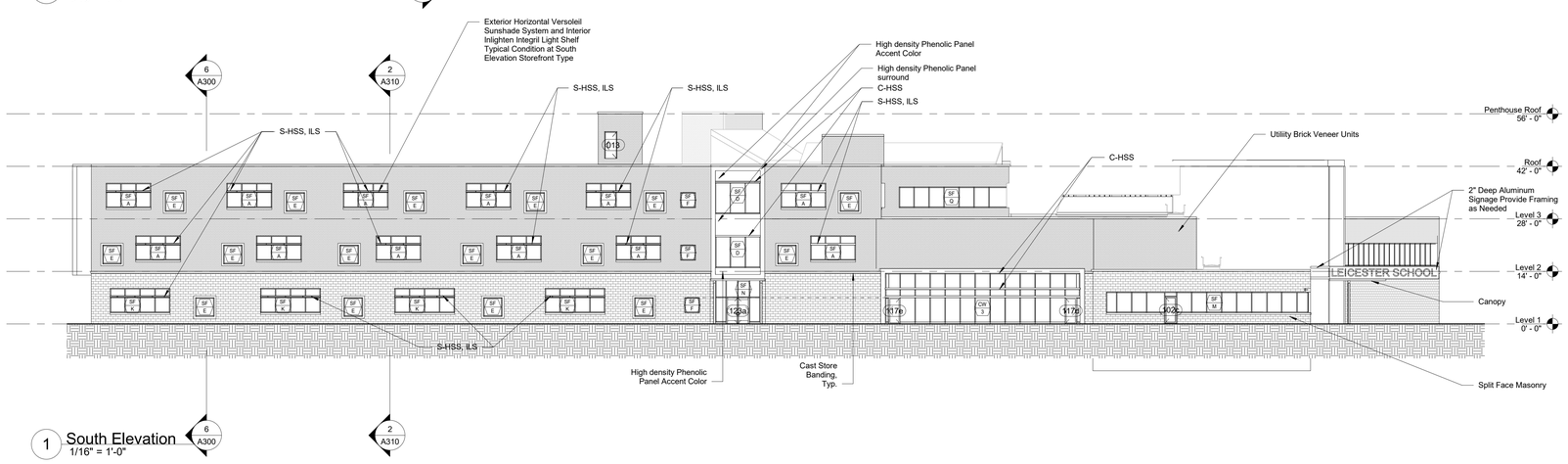

1 South Elevation
1/16" = 1'-0"

C:\Users\bpearcy\Documents\Leicester School_(Central)_ARC2019_bpearcy.rvt
2/5/2020 1:32:45 PM

Finegold Alexander Architects

PROJECT TEAM:

OWNER:
Leicester Public School
3 Washburn Sq. 3rd Floor
Leicester, MA 01524

Structural Engineer
RSE Associates, Inc.
63 Pleasant St. Ste. 200
Watertown, MA 02472
T: 617.926.9300

MPFP Engineer
BLW Engineers, Inc.
311 Great Road, Post Office Box 1551
Littleton, MA 01460
T: 978.486.4301

Landscape Architect
Warner Larson Landscape Architects
130 West Broadway
Boston, MA 02127
T: 617.464.1440

Electrical Engineer
ART Engineering
38 Front St. Flr 3
Worcester, MA 01608
T: 508.797.7071

Civil Engineer
Nitsch Engineering
2 Center Plaza, Suite 430
Boston, MA 02108
T: 617.338.0063

Geotechnical Engineer
McPhail Associates, LLC
2269 Massachusetts Ave.
Cambridge, MA 02140
T: 617.868.1420

Code Consultant
Jensen Hughes
1 Lincoln St.
Boston, MA 02111
T: 508.538.9409

Kitchen Consultant
Crabtree McGrath Associates, Inc.
161 West Main Street
Georgetown, MA 01833
T: 978.352.8500

Owners Project Manager
NV5
70 Fargo Street, Suite 800
Boston, MA 02210

KEY PLAN:

NORTH

SEAL:

PRELIMINARY NOT FOR CONSTRUCTION

PROJECT INFORMATION:

Leicester Middle School

70 Winslow Ave.
Leicester, MA 01524

PROJECT #: 201601510015
PROJECT ISSUE DATE: 02/13/2020
PROJECT STATUS: Schematic Design

SHEET NAME:

Exterior Elevations

DRAWING HISTORY:

NO.	DATE	DESCRIPTION

SHEET #:

A200

Window Basis of Design

SF A, SF B, SF C, SF D, SF F, SF G, SF H, SF J, SF K, SF L, SF M, SF N, SF P, SF R, SF S, SF T, SF U, SF V	**Storefront:** Kawneer TRIFAB VG 451T 2" sight lines 4.5" depth
CW 3, CW 2, CW 1, CW 4	**Curtain Wall:** Kawneer 1600 Wall System 2 Curtain Wall 2.5" sightlines 6" depth
SF AA, SF BB, SF CC, SF DD, SF EE, SF FF, SF GG, SF E	**Awning Windows:** (In Classrooms) -Used with TRIFAB 451 UT Framing System Kawneer GLASSvent UT Architectural Window (AW) (Required for Blast mitigation) 4 3/8" depth 60x36" Max operable size
	Storefront Vent Windows: (West Facades) Kawneer GLASSvent Windows for Storefront Framing "Visually Frameless" 60x36" Max operable size 2-1/8" depth (1/4" infill)
C-VSS	**Curtain Wall Vertical Sun Shade Device:** Kawneer Versoleil SunShade Single Blade System 14" depth
C-HSS	**Curtain Wall Horizontal Sun Shade Device:** Kawneer Versoleil SunShade – Outrigger System for Curtain Wall 30" depth - airfoil
S-HSS	**Storefront Horizontal Sun Shade Device:** Versoleil SunShade – Outrigger System for Storefront 30" depth
ILS	**Interior Light Shelves:** Kawneer InLighten Interior Light Shelf (compatible with both curtain wall and storefront) 30" Deep Available in Translucent Polycarbonate or ACM

General Exterior Elevations

1. All North Facing Windows to be Triple Glazed with U value of 0.22
2. All South Facing Windows that have Intermediated Horizontal Mullion to have Horizontal Sun Shading Devices
3. All Windows to be Double Glazed with U Value of .6 unless noted otherwise

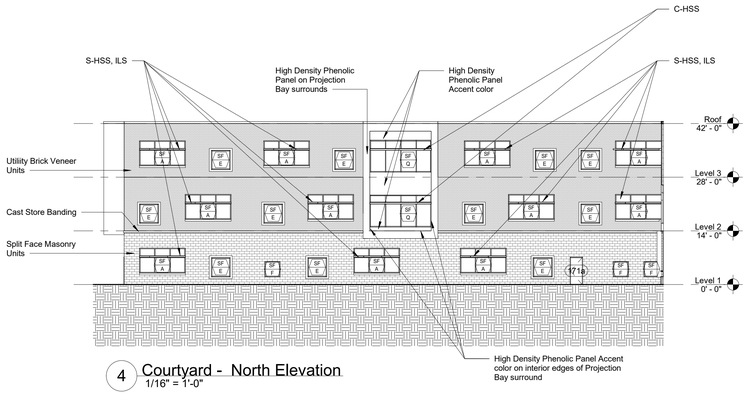

4 Courtyard - North Elevation
1/16" = 1'-0"

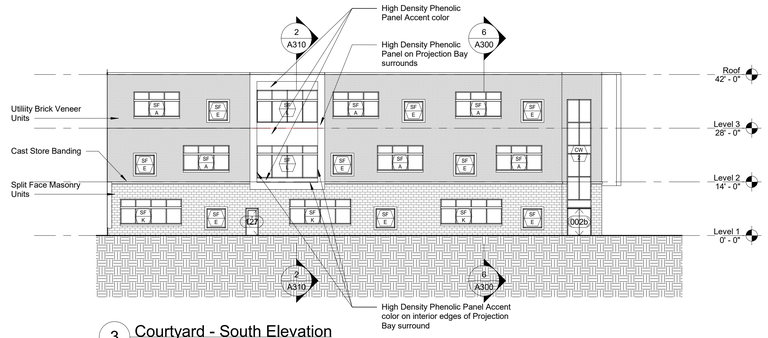

3 Courtyard - South Elevation
1/16" = 1'-0"

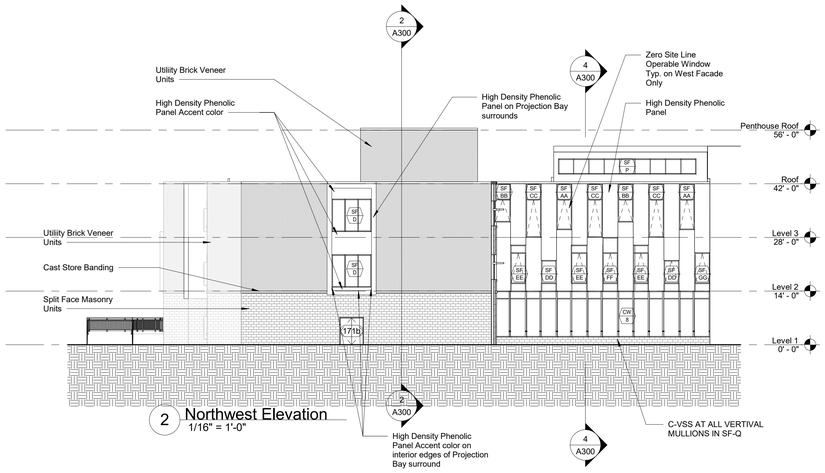

2 Northwest Elevation
1/16" = 1'-0"

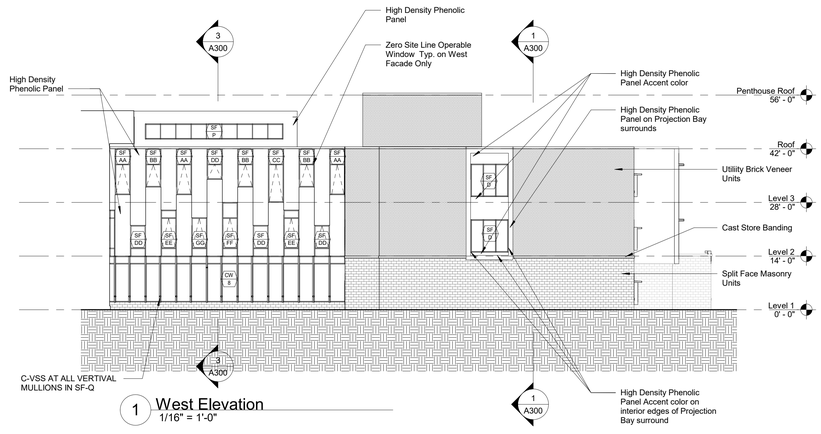

1 West Elevation
1/16" = 1'-0"

C:\Users\bpearcy\Documents\Leicester School_(Central)_ARC2019_bpearcy.rvt
2/5/2020 1:32:53 PM

Finegold Alexander Architects

PROJECT TEAM:

OWNER:
Leicester Public School
3 Washburn Sq. 3rd Floor
Leicester, MA 01524

Structural Engineer
RSE Associates, Inc.
63 Pleasant St. Ste. 200
Watertown, MA 02472
T: 617.926.9300

MPFP Engineer
BLW Engineers, Inc.
311 Great Road, Post Office Box 1551
Littleton, MA 01460
T: 978.486.4301

Landscape Architect
Warner Larson Landscape Architects
130 West Broadway
Boston, MA 02127
T: 617.464.1440

Electrical Engineer
ART Engineering
38 Front St. Flr 3
Worcester, MA 01608
T: 508.797.7071

Civil Engineer
Nitsch Engineering
2 Center Plaza, Suite 430
Boston, MA 02108
T: 617.338.0063

Geotechnical Engineer
McPhail Associates, LLC
2269 Massachusetts Ave.
Cambridge, MA 02140
T: 617.868.1420

Code Consultant
Jensen Hughes
1 Lincoln St.
Boston, MA 02111
T: 508.538.9409

Kitchen Consultant
Crabtree McGrath Associates, Inc.
161 West Main Street
Georgetown, MA 01833
T: 978.352.8500

Owners Project Manager
NV5
70 Fargo Street, Suite 800
Boston, MA 02210

KEY PLAN:

NORTH

SEAL:

PRELIMINARY NOT FOR CONSTRUCTION

PROJECT INFORMATION:

Leicester Middle School

70 Winslow Ave.
Leicester, MA 01524

PROJECT #: 201601510015
PROJECT ISSUE DATE: 02/13/2020
PROJECT STATUS: Schematic Design

SHEET NAME:

Exterior Elevations

DRAWING HISTORY:

NO.	DATE	DESCRIPTION

SHEET #:

A201

Window Basis of Design

SF A, SF B, SF C, SF D, SF F, SF G, SF H, SF J, SF K, SF L, SF M, SF N, SF P, SF R, SF S, SF T, SF U, SF V	**.Storefront:** Kawneer TRIFAB VG 451T 2" sight lines 4.5" depth
CW 3, CW 2, CW 1, CW 4	**Curtain Wall:** Kawneer 1600 Wall System 2 Curtain Wall 2.5" sightlines 6" depth
SF AA, SE BB, SF CC, SF DD, SE EE, SF FF, SF GG, SF E	**Awning Windows:** (In Classrooms) -Used with TRIFAB 451 UT Framing System Kawneer GLASSvent UT Architectural Window (AW) (Required for Blast mitigation) 4 3/8" depth 60x36" Max operable size
	Storefront Vent Windows: (West Facades) Kawneer GLASSvent Windows for Storefront Framing "Visually Frameless" 60x36" Max operable size 2-1/8" depth (1/4" infill)
C-VSS	**Curtain Wall Vertical Sun Shade Device:** Kawneer Versoleil SunShade Single Blade System 14" depth
C-HSS	**Curtain Wall Horizontal Sun Shade Device:** Kawneer Versoleil SunShade – Outrigger System for Curtain Wall 30" depth - airfoil
S-HSS	**Storefront Horizontal Sun Shade Device:** Versoleil SunShade – Outrigger System for Storefront 30" depth
ILS	**Interior Light Shelves:** Kawneer InLighten Interior Light Shelf (compatible with both curtain wall and storefront) 30" Deep Available in Translucent Polycarbonate or ACM

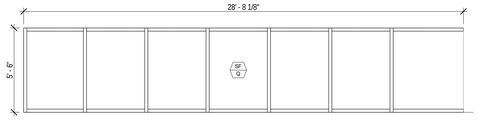

14 Storefront Type Q
1/4" = 1'-0"

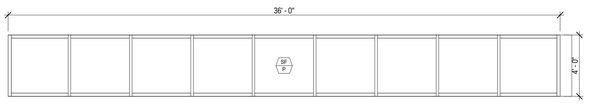

13 Storefront Type P
1/4" = 1'-0"

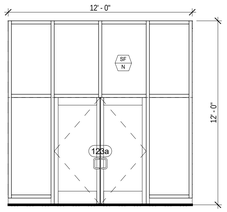

12 Storefront Type N
1/4" = 1'-0"

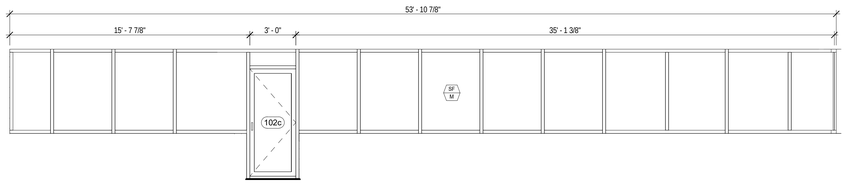

11 Storefront Type M
1/4" = 1'-0"

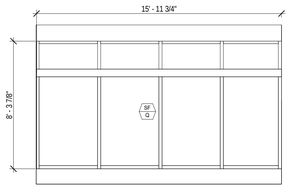

10 Storefront Type L
1/4" = 1'-0"

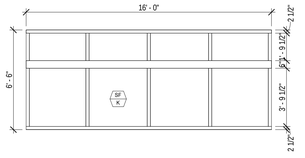

9 Storefront Type K
1/4" = 1'-0"

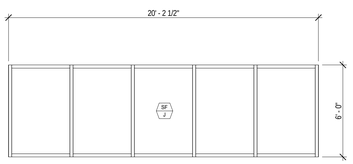

8 Storefront Type J
1/4" = 1'-0"

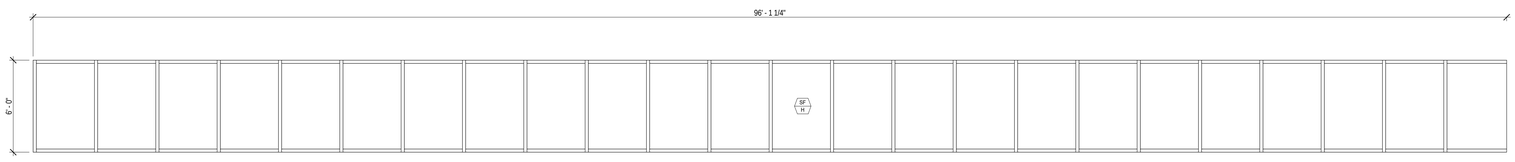

7 Storefront Type H
1/4" = 1'-0"

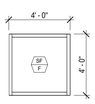

6 Storefront Type F
1/4" = 1'-0"

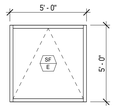

5 Storefront Type E
1/4" = 1'-0"

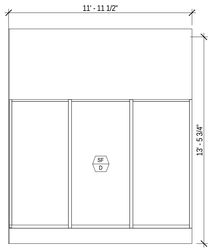

4 Storefront Type D
1/4" = 1'-0"

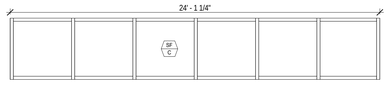

3 Storefront Type C
1/4" = 1'-0"

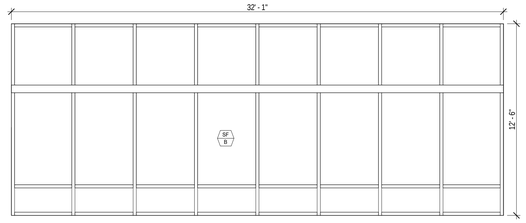

2 Storefront Type B
1/4" = 1'-0"

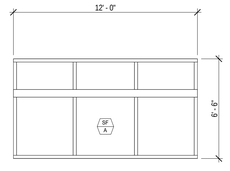

1 Storefront Type A
1/4" = 1'-0"

C:\Users\bpearcy\Documents\Leicester School_(Central)_ARC2019_bpearcy.rvt
2/5/2020 1:32:58 PM

Finegold Alexander Architects

PROJECT TEAM:

OWNER:
Leicester Public School
3 Washburn Sq. 3rd Floor
Leicester, MA 01524

Structural Engineer
RSE Associates, Inc.
63 Pleasant St. Ste. 200
Watertown, MA 02472
T: 617.926.9300

MPFP Engineer
BLW Engineers, Inc.
311 Great Road, Post Office Box 1551
Littleton, MA 01460
T: 978.486.4301

Landscape Architect
Warner Larson Landscape Architects
130 West Broadway
Boston, MA 02127
T: 617.464.1440

Electrical Engineer
ART Engineering
38 Front St. Flr 3
Worcester, MA 01608
T: 508.797.7071

Civil Engineer
Nitsch Engineering
2 Center Plaza, Suite 430
Boston, MA 02108
T: 617.338.0063

Geotechnical Engineer
McPhail Associates, LLC
2269 Massachusetts Ave.
Cambridge, MA 02140
T: 617.868.1420

Code Consultant
Jensen Hughes
1 Lincoln St.
Boston, MA 02111
T: 508.538.9409

Kitchen Consultant
Crabtree McGrath Associates, Inc.
161 West Main Street
Georgetown, MA 01833
T: 978.352.8500

Owners Project Manager
NV5
70 Fargo Street, Suite 800
Boston, MA 02210

KEY PLAN:

NORTH

SEAL:

PRELIMINARY NOT FOR CONSTRUCTION

PROJECT INFORMATION:
Leicester Middle School

70 Winslow Ave.
Leicester, MA 01524

PROJECT #: 201601510015
PROJECT ISSUE DATE: 02/13/2020
PROJECT STATUS: Schematic Design

SHEET NAME:
Exterior Openings - Storefront

DRAWING HISTORY:

NO.	DATE	DESCRIPTION

SHEET #:
A202

General Exterior Elevations

1. All North Facing Windows to be Triple Glazed with U value of 0.22
2. All South Facing Windows that have Intermediated Horizontal Mullion to have Horizontal Sun Shading Devices
3. All Windows to be Double Glazed with U Value of .6 unless noted otherwise

Window Basis of Design

SF A, SF B, SF C, SF D, SF F, SF G, SF H, SF J, SF K, SF L, SF M, SF N, SF P, SF R, SF S, SF U, SF V	**Storefront:** Kawneer TRIFAB VG 451T 2" sight lines 4.5" depth
CW 3, CW Z, CW 1, CW 4	**Curtain Wall:** Kawneer 1600 Wall System 2 Curtain Wall 2.5" sightlines 6" depth
SF AA, SF BB, SF CC, SF DD, SF EE, SF FF, SF GG, SF E	**Awning Windows:** (In Classrooms) -Used with TRIFAB 451 UT Framing System Kawneer GLASSvent UT Architectural Window (AW) (Required for Blast mitigation) 4 3/8" depth 60x36" Max operable size
	Storefront Vent Windows: (West Facades) Kawneer GLASSvent Windows for Storefront Framing "Visually Frameless" 60x36" Max operable size 2-1/8" depth (1/4" infill)
C-VSS	**Curtain Wall Vertical Sun Shade Device:** Kawneer Versoleil SunShade Single Blade System 14" depth
C-HSS	**Curtain Wall Horizontal Sun Shade Device:** Kawneer Versoleil SunShade – Outrigger System for Curtain Wall 30" depth - airfoil
S-HSS	**Storefront Horizontal Sun Shade Device:** Versoleil SunShade – Outrigger System for Storefront 30" depth
ILS	**Interior Light Shelves:** Kawneer InLighten Interior Light Shelf (compatible with both curtain wall and storefront) 30" Deep Available in Translucent Polycarbonate or ACM

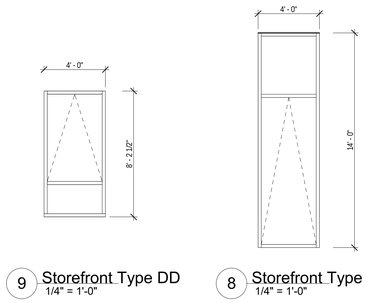

9 Storefront Type DD
1/4" = 1'-0"

8 Storefront Type CC
1/4" = 1'-0"

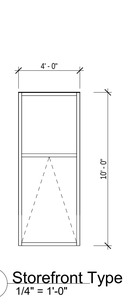

7 Storefront Type BB
1/4" = 1'-0"

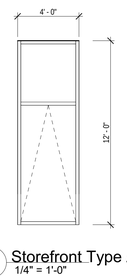

6 Storefront Type AA
1/4" = 1'-0"

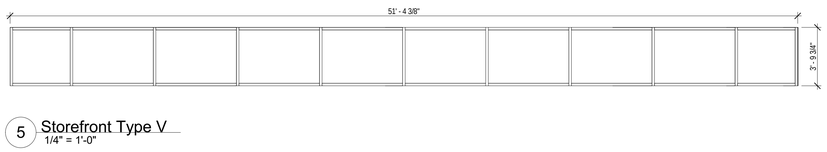

5 Storefront Type V
1/4" = 1'-0"

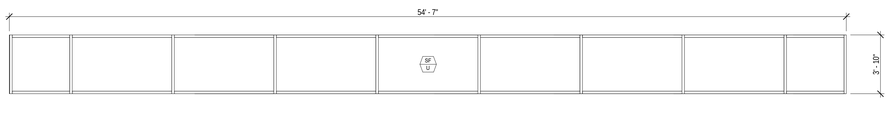

4 Storefront Type U
1/4" = 1'-0"

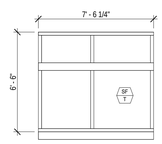

3 Storefront Type T
1/4" = 1'-0"

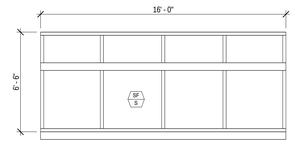

2 Storefront Type S
1/4" = 1'-0"

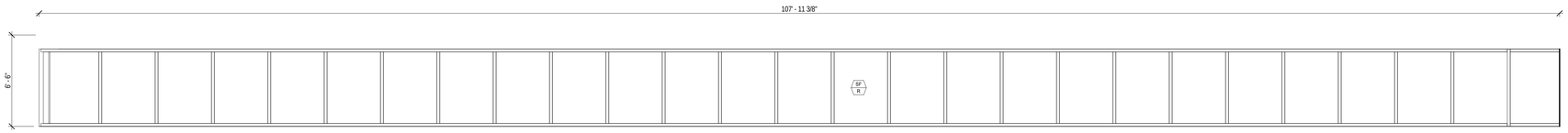

1 Storefront Type R
1/4" = 1'-0"

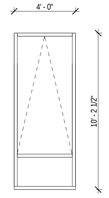

12 Storefront Type GG
1/4" = 1'-0"

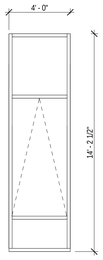

11 Storefront Type FF
1/4" = 1'-0"

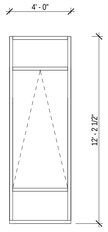

10 Storefront Type EE
1/4" = 1'-0"

Finegold Alexander Architects

PROJECT TEAM:

OWNER:
Leicester Public School
3 Washburn Sq. 3rd Floor
Leicester, MA 01524

Structural Engineer
RSE Associates, Inc.
63 Pleasant St. Ste. 200
Watertown, MA 02472
T: 617.926.9300

MPFP Engineer
BLW Engineers, Inc.
311 Great Road, Post Office Box 1551
Littleton, MA 01460
T: 978.486.4301

Landscape Architect
Warner Larson Landscape Architects
130 West Broadway
Boston, MA 02127
T: 617.464.1440

Electrical Engineer
ART Engineering
38 Front St. Flr 3
Worcester, MA 01608
T: 508.797.7071

Civil Engineer
Nitsch Engineering
2 Center Plaza, Suite 430
Boston, MA 02108
T: 617.338.0063

Geotechnical Engineer
McPhail Associates, LLC
2269 Massachusetts Ave.
Cambridge, MA 02140
T: 617.868.1420

Code Consultant
Jensen Hughes
1 Lincoln St.
Boston, MA 02111
T: 508.538.9409

Kitchen Consultant
Crabtree McGrath Associates, Inc.
161 West Main Street
Georgetown, MA 01833
T: 978.352.8500

Owners Project Manager
NV5
70 Fargo Street, Suite 800
Boston, MA 02210

KEY PLAN:

NORTH

SEAL:

PRELIMINARY NOT FOR CONSTRUCTION

PROJECT INFORMATION:
Leicester Middle School

70 Winslow Ave.
Leicester, MA 01524

PROJECT #: 201601510015
PROJECT ISSUE DATE: 02/13/2020
PROJECT STATUS: Schematic Design

SHEET NAME:
Exterior Openings - Storefront

DRAWING HISTORY:

NO.	DATE	DESCRIPTION

SHEET #:
A203

C:\Users\bpearcy\Documents\Leicester School_(Central)_ARC2019_bpearcy.rvt
2/5/2020 1:33:02 PM

General Exterior Elevations

1. All North Facing Windows to be Triple Glazed with U value of 0.22

2. All South Facing Windows that have Intermediated Horizontal Mullion to have Horizontal Sun Shading Devices

3.All Windows to be Double Glazed with U Value of .6 unless noted otherwise

Window Basis of Design

SF A, SF B, SF C, SF D, SF E, SF G, SF H, SF J, SF K, SF L, SF M, SF N, SF P, SF R, SF S, SF T, SF U, SF V	**Storefront:** Kawneer TRIFAB VG 451T 2" sight lines 4.5" depth
CW 3, CW 2, CW 1, CW 4	**Curtain Wall:** Kawneer 1600 Wall System 2 Curtain Wall 2.5" sightlines 6" depth
SF AA, SF BB, SF CC, SF DD, SF EE, SF FF, SF GG, SF E	**Awning Windows:** (In Classrooms) -Used with TRIFAB 451 UT Framing System Kawneer GLASSvent UT Architectural Window (AW) (Required for Blast mitigation) 4 3/8" depth 60x36" Max operable size
	Storefront Vent Windows: (West Facades) Kawneer GLASSvent Windows for Storefront Framing "Visually Frameless" 60x36" Max operable size 2-1/8" depth (1/4" infill)
C-VSS	**Curtain Wall Vertical Sun Shade Device:** Kawneer Versoleil SunShade Single Blade System 14" depth
C-HSS	**Curtain Wall Horizontal Sun Shade Device:** Kawneer Versoleil SunShade – Outrigger System for Curtain Wall 30" depth - airfoil
S-HSS	**Storefront Horizontal Sun Shade Device:** Versoleil SunShade – Outrigger System for Storefront 30" depth
ILS	**Interior Light Shelves:** Kawneer InLighten Interior Light Shelf (compatible with both curtain wall and storefront) 30" Deep Available in Translucent Polycarbonate or ACM

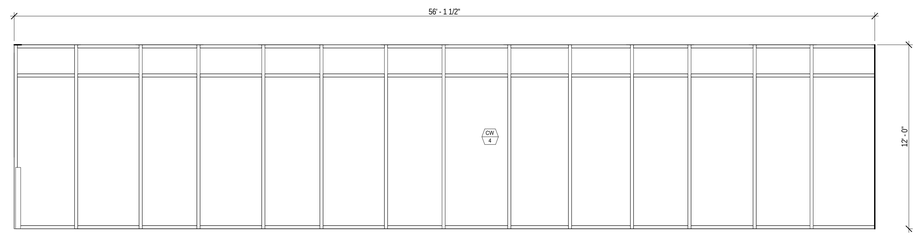

6 Curtain Wall Type 4
1/4" = 1'-0"

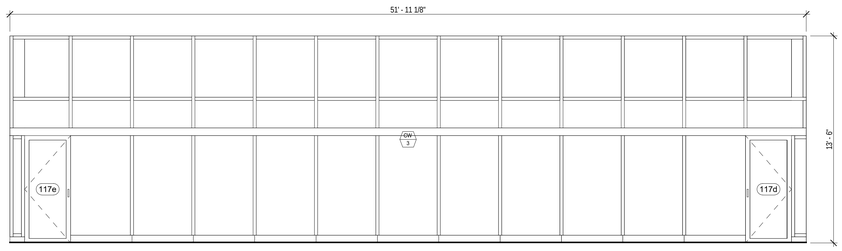

2 Curtain Wall Type 3
1/4" = 1'-0"

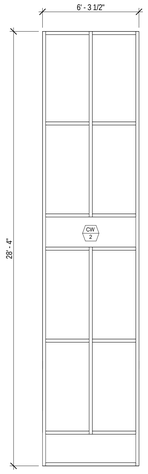

5 Curtain Wall Type 2
1/4" = 1'-0"

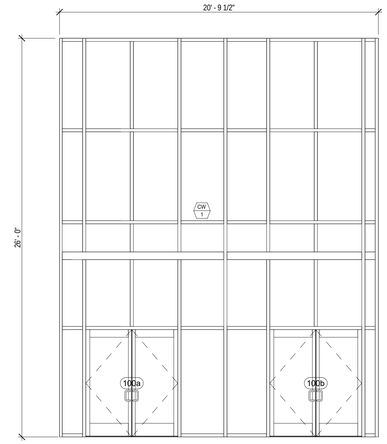

1 Curtain Wall Type 1
1/4" = 1'-0"

C:\Users\bpearcy\Documents\Leicester School_(Central)_ARC2019_bpearcy.rvt
2/5/2020 1:33:04 PM

Finegold Alexander Architects

PROJECT TEAM:

OWNER:
Leicester Public School
3 Washburn Sq. 3rd Floor
Leicester, MA 01524

Structural Engineer
RSE Associates, Inc.
63 Pleasant St. Ste. 200
Watertown, MA 02472
T: 617.926.9300

MPFP Engineer
BLW Engineers, Inc.
311 Great Road, Post Office Box 1551
Littleton, MA 01460
T: 978.486.4301

Landscape Architect
Warner Larson Landscape Architects
130 West Broadway
Boston, MA 02127
T: 617.464.1440

Electrical Engineer
ART Engineering
38 Front St. Flr 3
Worcester, MA 01608
T: 508.797.7071

Civil Engineer
Nitsch Engineering
2 Center Plaza, Suite 430
Boston, MA 02108
T: 617.338.0063

Geotechnical Engineer
McPhail Associates, LLC
2269 Massachusetts Ave.
Cambridge, MA 02140
T: 617.868.1420

Code Consultant
Jensen Hughes
1 Lincoln St.
Boston, MA 02111
T: 508.538.9409

Kitchen Consultant
Crabtree McGrath Associates, Inc.
161 West Main Street
Georgetown, MA 01833
T: 978.352.8500

Owners Project Manager
NV5
70 Fargo Street, Suite 800
Boston, MA 02210

KEY PLAN:

NORTH

SEAL:

PRELIMINARY
NOT FOR
CONSTRUCTION

PROJECT INFORMATION:

Leicester Middle School

70 Winslow Ave.
Leicester, MA 01524

PROJECT #: 201601510015
PROJECT ISSUE DATE: 02/13/2020
PROJECT STATUS: Schematic Design

SHEET NAME:

Exterior Openings - Curtain Wall

DRAWING HISTORY:

NO.	DATE	DESCRIPTION

SHEET #:

A205

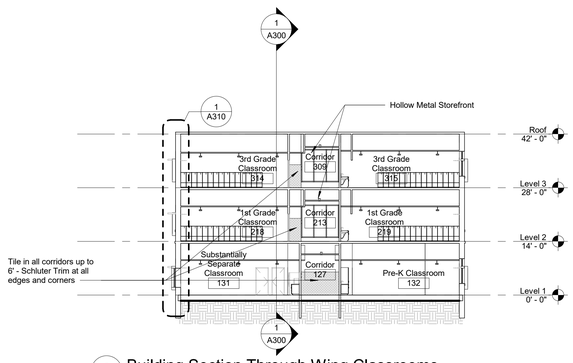

6 Building Section Through Wing Classrooms
1/16" = 1'-0"

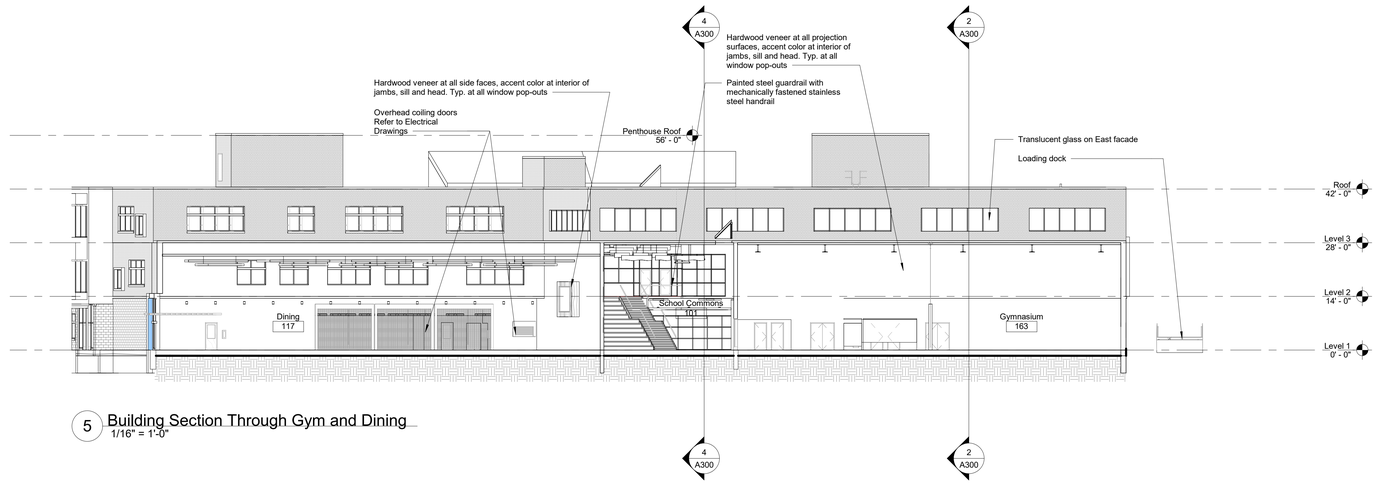

5 Building Section Through Gym and Dining
1/16" = 1'-0"

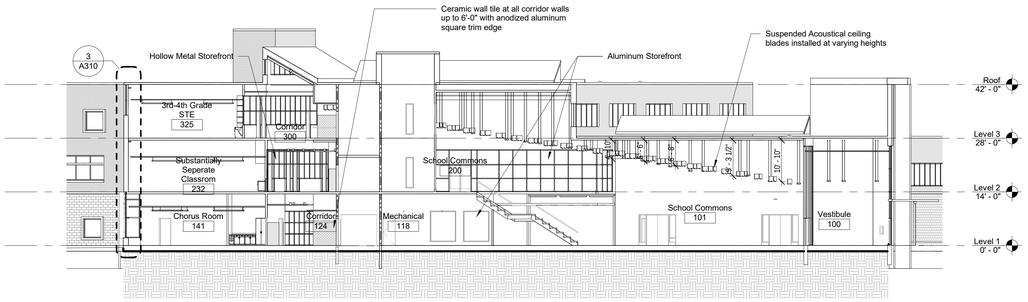

3 Building Section Through Learning Stair
1/16" = 1'-0"

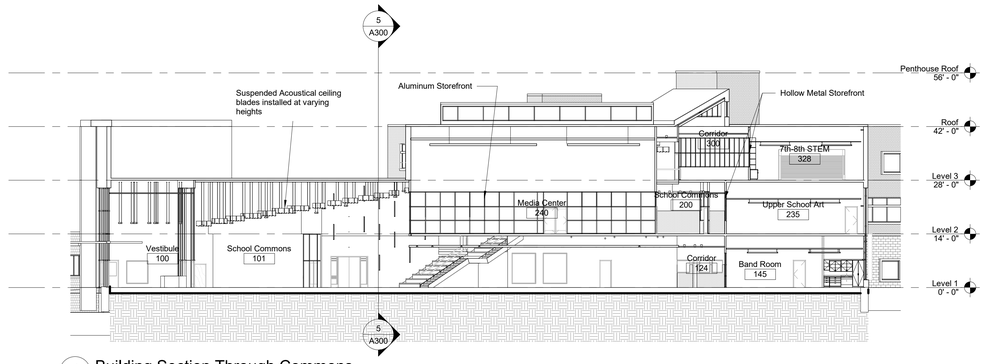

4 Building Section Through Commons
1/16" = 1'-0"

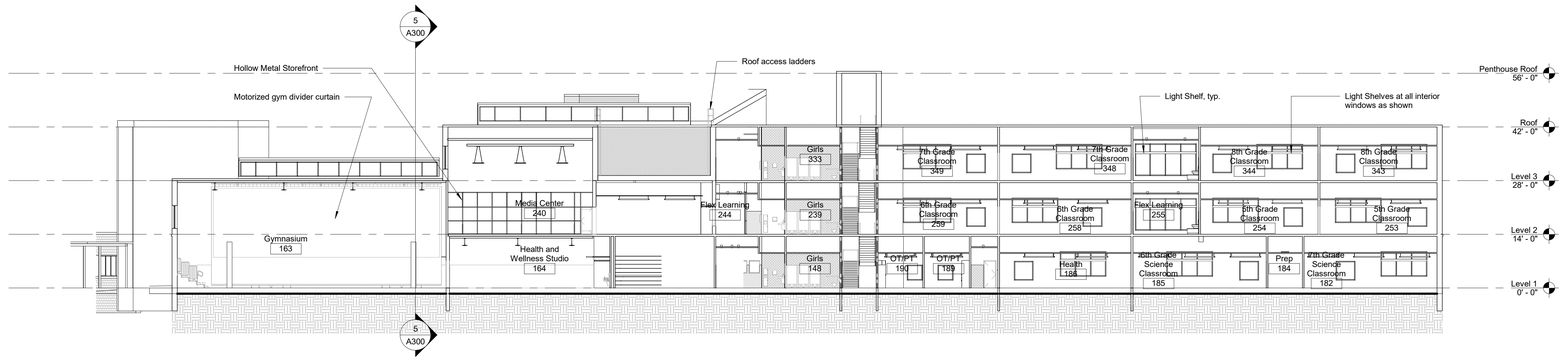

2 Building Section through North Classroom Wing
1/16" = 1'-0"

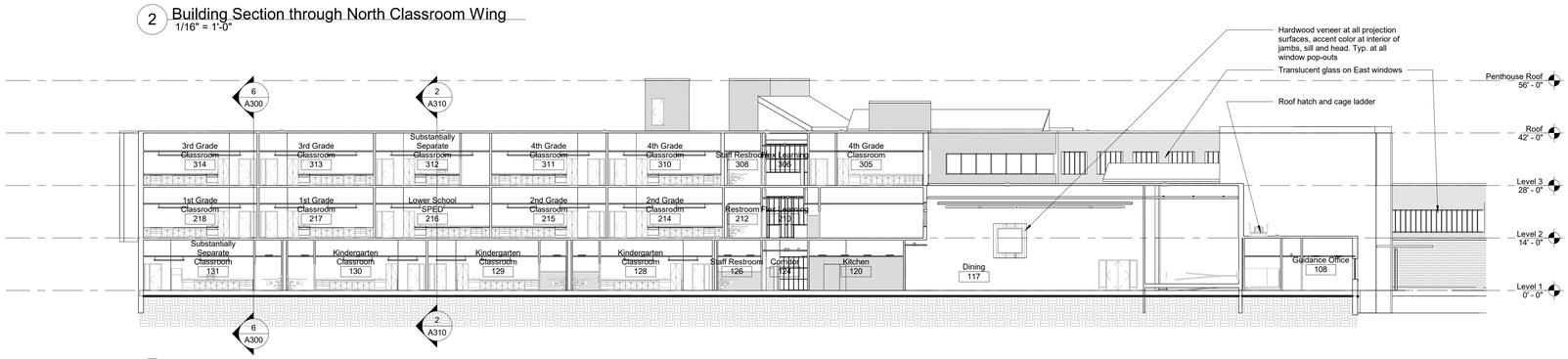

1 Building Section Through South Classroom Wing
1/16" = 1'-0"

C:\Users\bpearcy\Documents\Leicester School_(Central)_ARC2019_bpearcy.rvt
2/5/2020 1:33:24 PM

Finegold Alexander Architects

PROJECT TEAM:

OWNER:
Leicester Public School
3 Washburn Sq. 3rd Floor
Leicester, MA 01524

Structural Engineer
RSE Associates, Inc.
63 Pleasant St. Ste. 200
Watertown, MA 02472
T: 617.926.9300

MPFP Engineer
BLW Engineers, Inc.
311 Great Road, Post Office Box 1551
Littleton, MA 01460
T: 978.486.4301

Landscape Architect
Warner Larson Landscape Architects
130 West Broadway
Boston, MA 02127
T: 617.464.1440

Electrical Engineer
ART Engineering
38 Front St. Flr 3
Worcester, MA 01608
T: 508.797.7071

Civil Engineer
Nitsch Engineering
2 Center Plaza, Suite 430
Boston, MA 02108
T: 617.338.0063

Geotechnical Engineer
McPhail Associates, LLC
2269 Massachusetts Ave.
Cambridge, MA 02140
T: 617.868.1420

Code Consultant
Jensen Hughes
1 Lincoln St.
Boston, MA 02111
T: 508.538.9409

Kitchen Consultant
Crabtree McGrath Associates, Inc.
161 West Main Street
Georgetown, MA 01833
T: 978.352.8500

Owners Project Manager
NV5
70 Fargo Street, Suite 800
Boston, MA 02210

KEY PLAN:

NORTH

SEAL:

PRELIMINARY NOT FOR CONSTRUCTION

PROJECT INFORMATION:

Leicester Middle School

70 Winslow Ave.
Leicester, MA 01524

PROJECT #: 2016015100015
PROJECT ISSUE DATE: 02/13/2020
PROJECT STATUS: Schematic Design

SHEET NAME:

Building Sections

DRAWING HISTORY:

NO.	DATE	DESCRIPTION

SHEET #:

A300

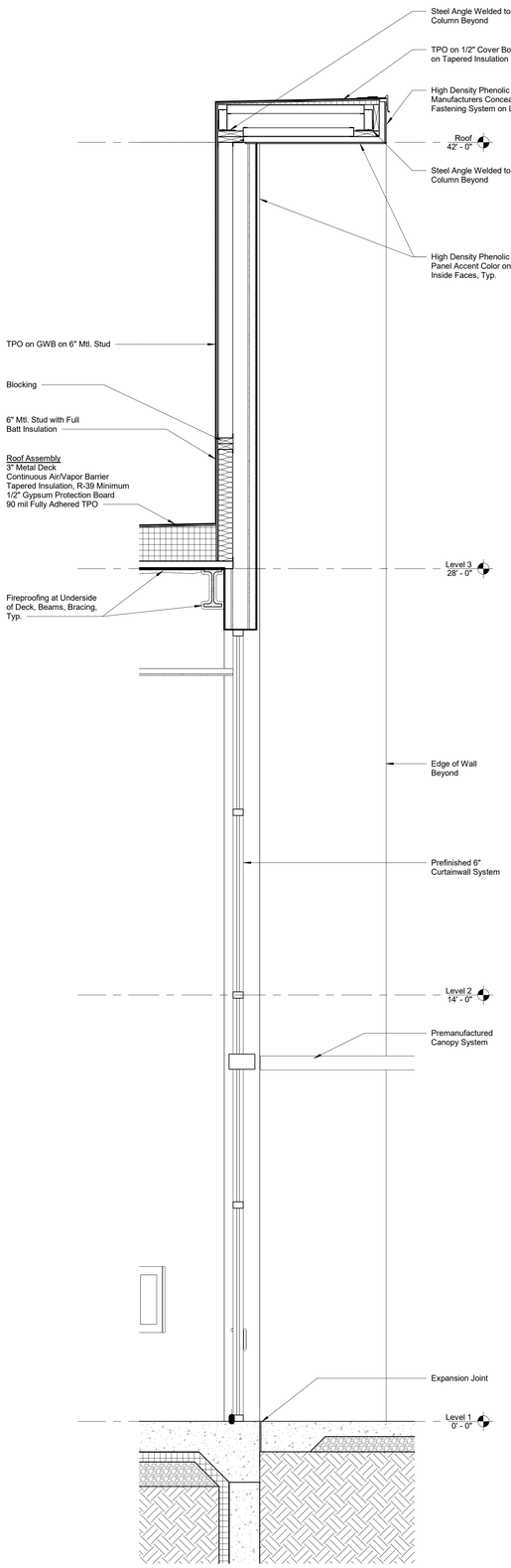

4 Wall Section at Main Entry
1/2" = 1'-0"

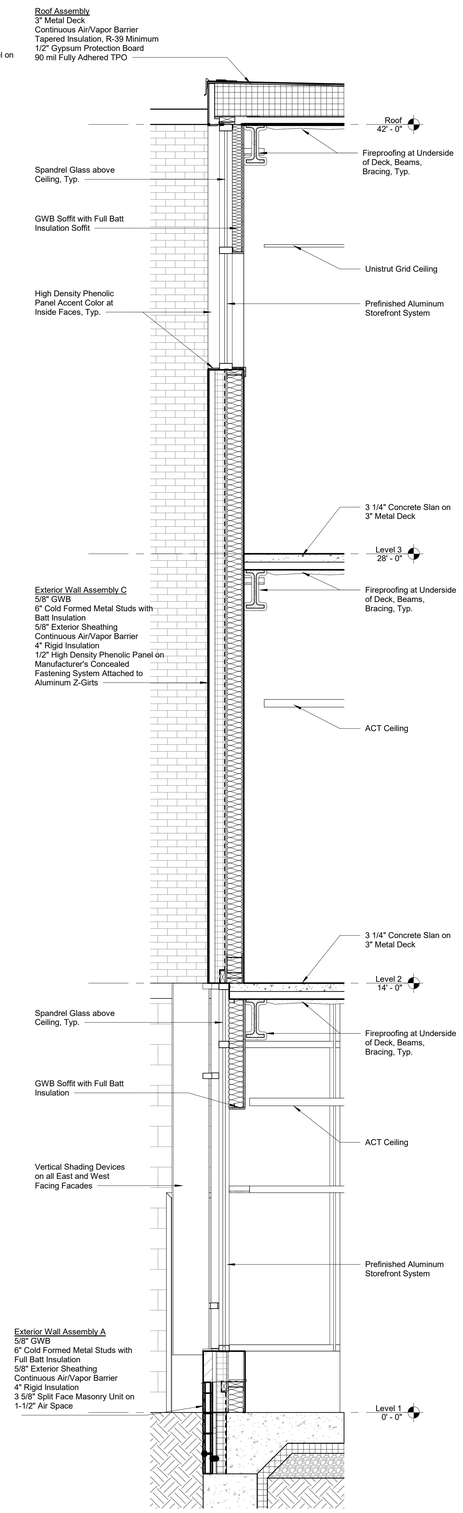

3 Wall Section at West Courtyard Wall
1/2" = 1'-0"

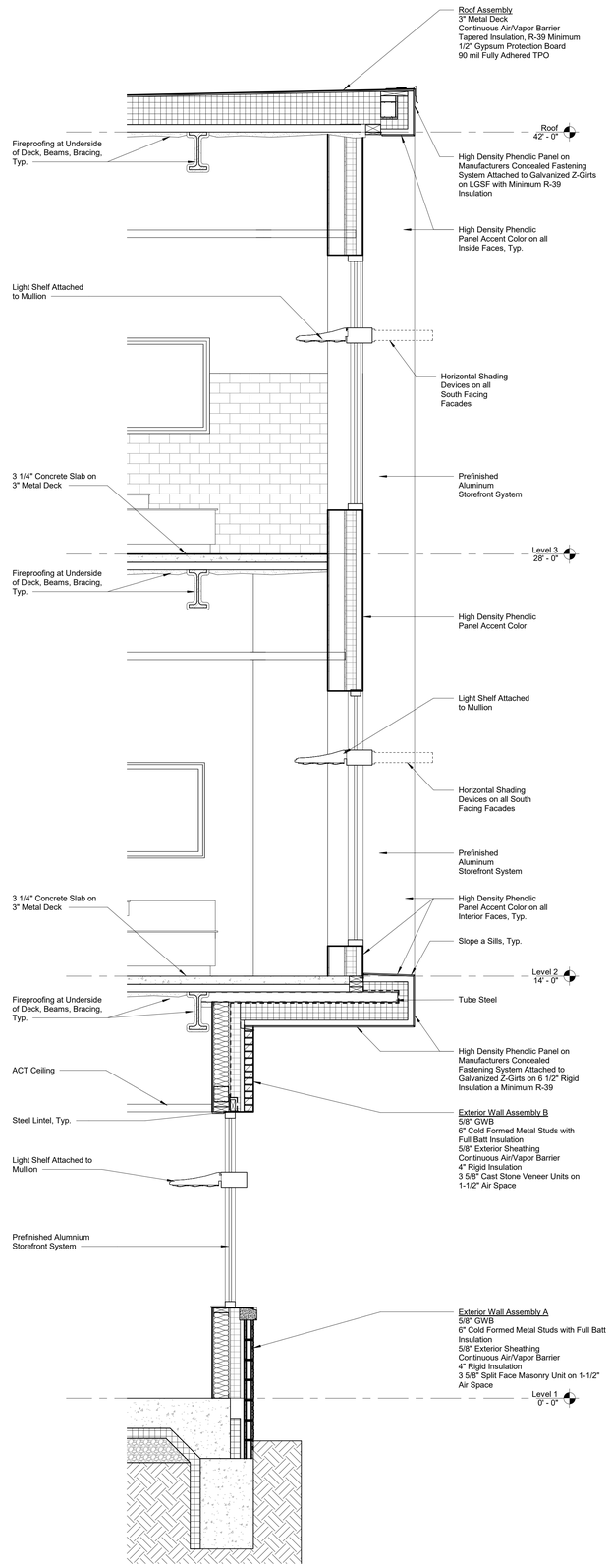

2 Wall Section through Flexible Learning
1/2" = 1'-0"

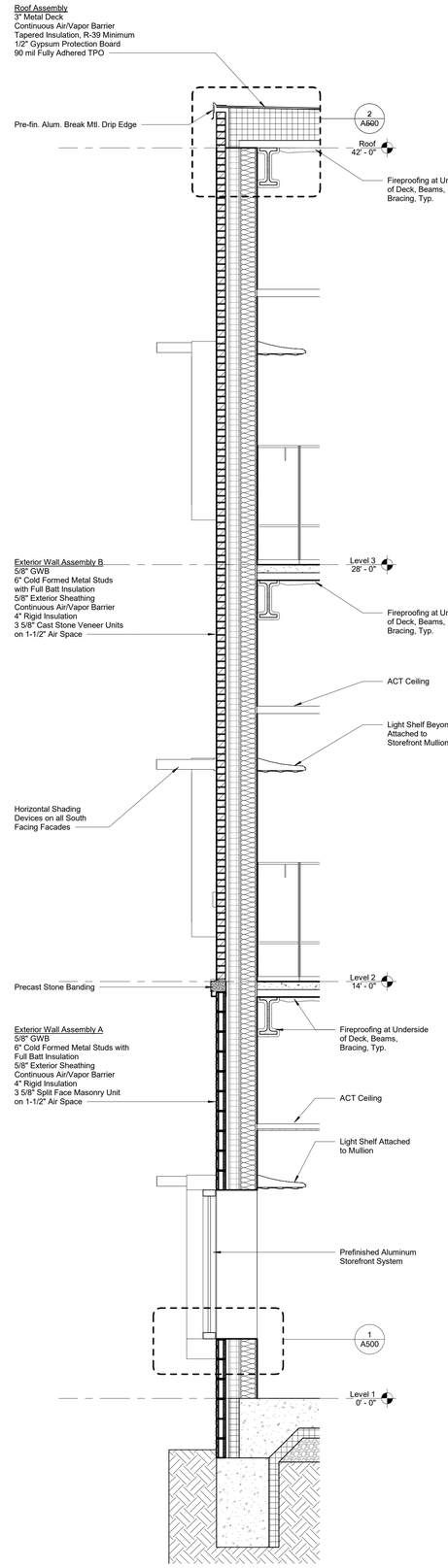

1 Wall Section through Classroom Wing
1/2" = 1'-0"

C:\Users\bpearcy\Documents\Leicester School_(Central)_ARC2019_bpearcy.rvt
2/5/2020 1:33:29 PM

Finegold Alexander Architects

PROJECT TEAM:

OWNER:
Leicester Public School
3 Washburn Sq. 3rd Floor
Leicester, MA 01524

Structural Engineer
RSE Associates, Inc.
63 Pleasant St. Ste. 200
Watertown, MA 02472
T: 617.926.9300

MPFP Engineer
BLW Engineers, Inc.
311 Great Road, Post Office Box 1551
Littleton, MA 01460
T: 978.486.4301

Landscape Architect
Warner Larson Landscape Architects
130 West Broadway
Boston, MA 02127
T: 617.464.1440

Electrical Engineer
ART Engineering
38 Front St. Flr 3
Worcester, MA 01608
T: 508.797.7071

Civil Engineer
Nitsch Engineering
2 Center Plaza, Suite 430
Boston, MA 02108
T: 617.338.0063

Geotechnical Engineer
McPhail Associates, LLC
2269 Massachusetts Ave.
Cambridge, MA 02140
T: 617.868.1420

Code Consultant
Jensen Hughes
1 Lincoln St.
Boston, MA 02111
T: 508.538.9409

Kitchen Consultant
Crabtree McGrath Associates, Inc.
161 West Main Street
Georgetown, MA 01833
T: 978.352.8500

Owners Project Manager
NV5
70 Fargo Street, Suite 800
Boston, MA 02210

KEY PLAN:

NORTH

SEAL:

PRELIMINARY NOT FOR CONSTRUCTION

PROJECT INFORMATION:

Leicester Middle School

70 Winslow Ave.
Leicester, MA 01524

PROJECT #: 201601510015
PROJECT ISSUE DATE: 02/13/2020
PROJECT STATUS: Schematic Design

SHEET NAME:

Wall Sections

DRAWING HISTORY:

NO.	DATE	DESCRIPTION

SHEET #:

A310

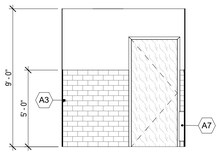

40 WC 120 - East Elev.
1/4" = 1'-0"

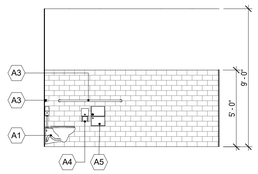

39 WC 120 - North Elev.
1/4" = 1'-0"

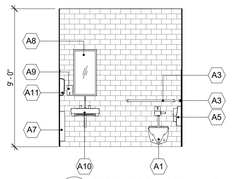

38 WC 120 - West Elev.
1/4" = 1'-0"

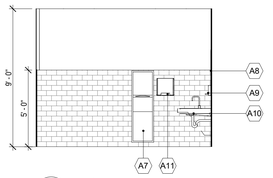

37 WC 126 - South Elev.
1/4" = 1'-0"

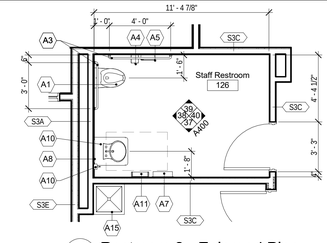

36 Restroom 2 - Enlarged Plan
1/4" = 1'-0"

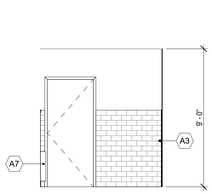

35 WC 170 - East Elev.
1/4" = 1'-0"

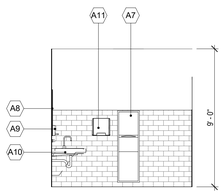

34 WC 170 - North Elev.
1/4" = 1'-0"

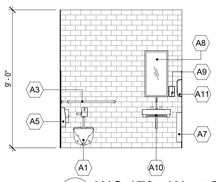

33 WC 170 - West Elev.
1/4" = 1'-0"

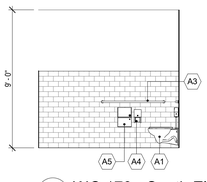

32 WC 170 - South Elev.
1/4" = 1'-0"

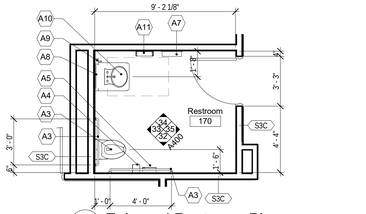

31 Enlarged Restroom Plan
1/4" = 1'-0"

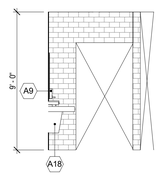

30 G WC North B
1/4" = 1'-0"

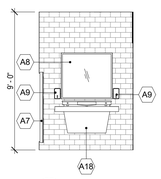

29 G WC West B
1/4" = 1'-0"

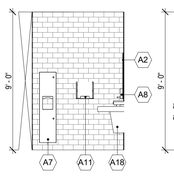

28 G WC South B
1/4" = 1'-0"

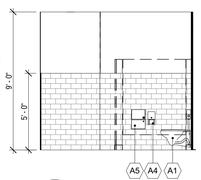

27 Girls WC 160 - East Elev.
1/4" = 1'-0"

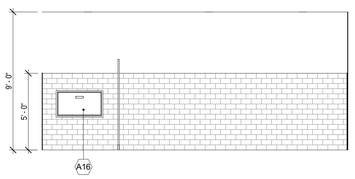

26 Girls WC 160 - North Elev.
1/4" = 1'-0"

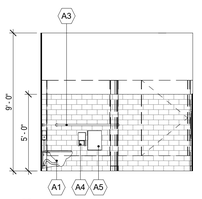

25 Girls WC 160 - West Elev.
1/4" = 1'-0"

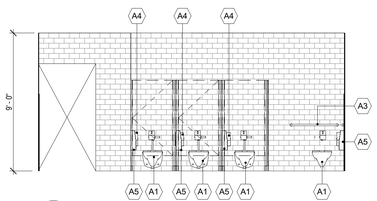

24 Girls WC 160 - South Elev.
1/4" = 1'-0"

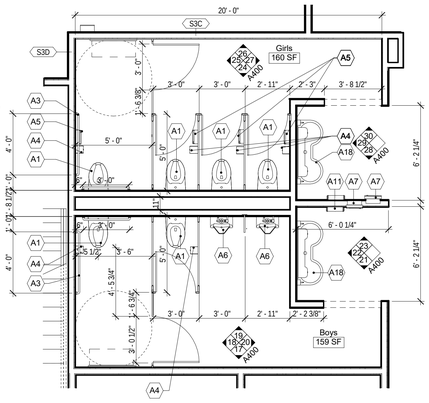

16 Enlarged Restroom @ Partial Plan B - Typ. 1st, 2nd & 3rd Floor
1/4" = 1'-0"

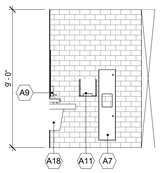

23 B WC North B
1/4" = 1'-0"

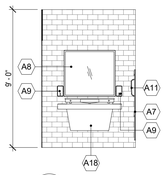

22 B WC West B
1/4" = 1'-0"

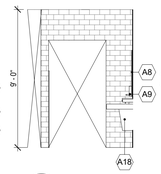

21 B WC South B
1/4" = 1'-0"

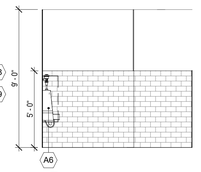

20 Boys WC 159 - East Elev.
1/4" = 1'-0"

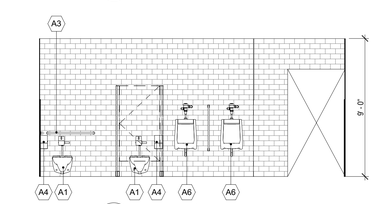

19 Boys WC 159 - North Elevation
1/4" = 1'-0"

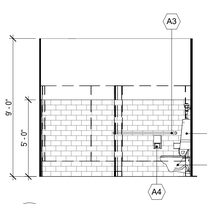

18 Boys WC 159 - West Elev.
1/4" = 1'-0"

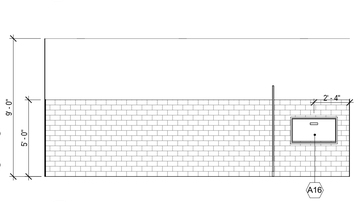

17 Boys WC 159 - South Elev.
1/4" = 1'-0"

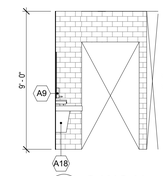

15 G WC North A
1/4" = 1'-0"

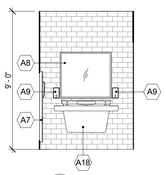

14 G WC West A
1/4" = 1'-0"

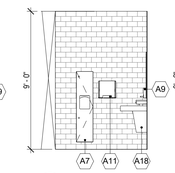

13 G WC South A
1/4" = 1'-0"

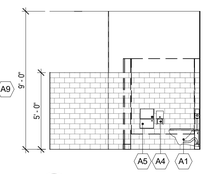

12 Girls WC 138 - East Elev.
1/4" = 1'-0"

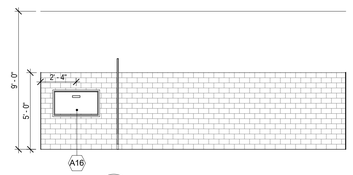

11 Girls WC 138 - North Elev.
1/4" = 1'-0"

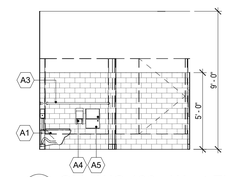

10 Girls WC 138 - West Elev.
1/4" = 1'-0"

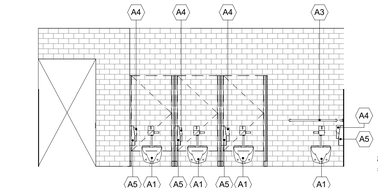

9 Girls WC 138 - South Elev.
1/4" = 1'-0"

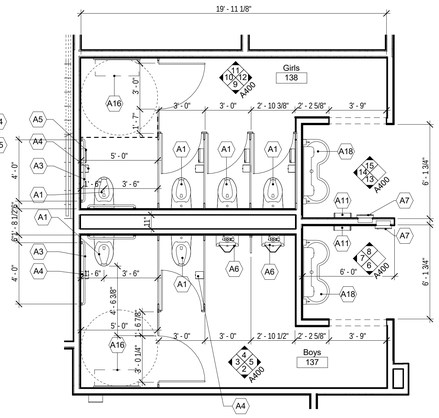

1 Enlarged Restroom @ Partial Plan A - Typ. 1st, 2nd, 3rd Floor
1/4" = 1'-0"

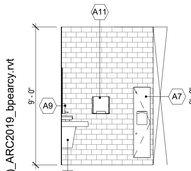

8 B WC North A
1/4" = 1'-0"

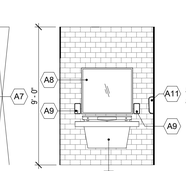

7 B WC West A
1/4" = 1'-0"

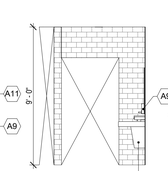

6 B WC South A
1/4" = 1'-0"

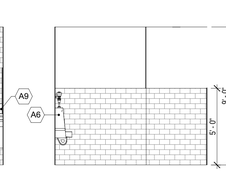

5 Boys WC 137 - East Elev.
1/4" = 1'-0"

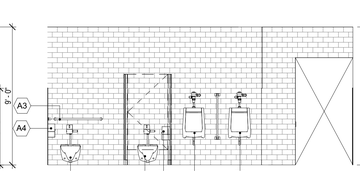

4 Boys WC 137 - North Elev.
1/4" = 1'-0"

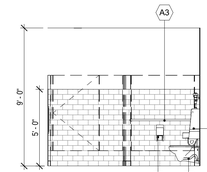

3 Boys WC 137 - West Elev.
1/4" = 1'-0"



2 Boys WC 137 - South Elev.
1/4" = 1'-0"

Notes - Accessory Legend

A1	Water Closet
A2	Floor Mounted Toilet
A3	Grab Bar
A4	Toilet Paper Dispenser
A5	Sanitary Napkin Disposal
A6	Wall Mounted Urinal
A7	Recessed Napkin Dispenser and Disposal Unit
A8	Tempered Glass Mirror - Welded SS Frame 24"x36" -
A9	Soap Dispenser
A10	Lavatory
A11	Hand Dryer
A12	Stainless Steel Coat Hook
A13	Stainless Steel Water Fountain
A14	Mop and Broom Holder
A15	Mop Sink
A16	Recessed Infant Changing Station
A18	Wall Hung Multi Font Lavatory

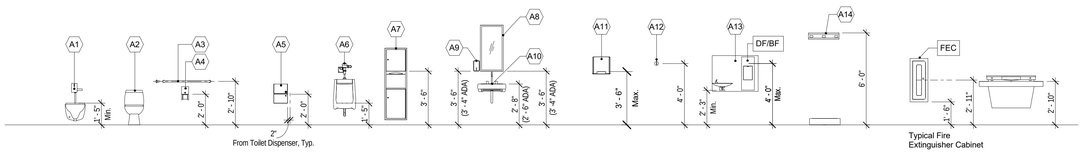

General Restroom Notes
1. Provide FRT blocking at all grab bar and toilet accessories locations and for wall hung plumbing fixtures to comply with MAAB and Massachusetts State Building Code.
2. All dimensions must be field verified prior to the manufacture of cabinets.
3. Furnish and install ceramic tile on all bathroom walls. Tile to be full height, typ. All tiled areas to receive fiber cement backerboard substrate. Provide white thinset.
4. Coordinate locations of floor drains with plumbing drawings.
5. G.C. to coordinate all accessory quantities.
6. All accessories must comply with MAAB mounting heights.
7. Marble threshold to be installed at every restroom door threshold.
8. All toilet partitions shall be ceiling hung, NFPA rated, HPDE partitions with stainless steel shoes, aluminum brackets, and 8" aluminum wrap around hinges
9. Provide anodized aluminum square trim edge @ all tile edges.

C:\Users\bpearcy\Documents\Leicester School_(Central)_ARC2019_bpearcy.rvt
2/5/2020 1:33:46 PM

Finegold Alexander Architects

PROJECT TEAM:

OWNER:
Leicester Public School
3 Washburn Sq. 3rd Floor
Leicester, MA 01524

Structural Engineer
RSE Associates, Inc.
63 Pleasant St. Ste. 200
Watertown, MA 02472
T: 617.926.9300

MPFP Engineer
BLW Engineers, Inc.
311 Great Road, Post Office Box 1551
Littleton, MA 01460
T: 978.486.4301

Landscape Architect
Warner Larson Landscape Architects
130 West Broadway
Boston, MA 02127
T: 617.464.1440

Electrical Engineer
ART Engineering
38 Front St. Flr 3
Worcester, MA 01608
T: 508.797.7071

Civil Engineer
Nitsch Engineering
2 Center Plaza, Suite 430
Boston, MA 02108
T: 617.338.0063

Geotechnical Engineer
McPhail Associates, LLC
2269 Massachusetts Ave.
Cambridge, MA 02140
T: 617.868.1420

Code Consultant
Jensen Hughes
1 Lincoln St.
Boston, MA 02111
T: 508.538.9409

Kitchen Consultant
Crabtree McGrath Associates, Inc.
161 West Main Street
Georgetown, MA 01833
T: 978.352.8500

Owners Project Manager
NV5
70 Fargo Street, Suite 800
Boston, MA 02210

KEY PLAN:

NORTH

SEAL:

PRELIMINARY NOT FOR CONSTRUCTION

PROJECT INFORMATION:

Leicester Middle School

70 Winslow Ave.
Leicester, MA 01524

PROJECT #: 201601510015
PROJECT ISSUE DATE: 02/13/2020
PROJECT STATUS: Schematic Design

SHEET NAME:

Enlarged Restroom Plans and Elevations

DRAWING HISTORY:

NO.	DATE	DESCRIPTION

SHEET #:

A400

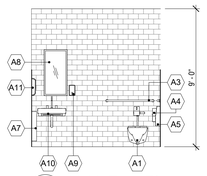

28 134A East Elev.
1/4" = 1'-0"

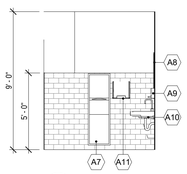

27 134A North Elev.
1/4" = 1'-0"

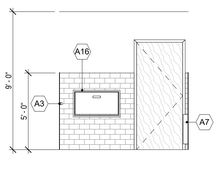

26 134A West Elev.
1/4" = 1'-0"

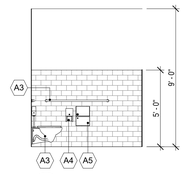

25 134A South Elev.
1/4" = 1'-0"

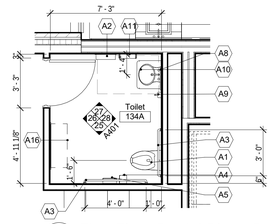

24 First Floor Partial Plan - Part A - Callout 2
1/4" = 1'-0"

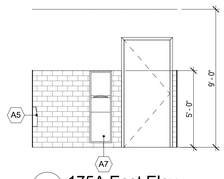

23 175A East Elev.
1/4" = 1'-0"

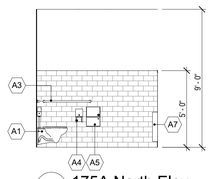

22 175A North Elev
1/4" = 1'-0"

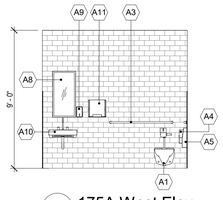

21 175A West Elev.
1/4" = 1'-0"

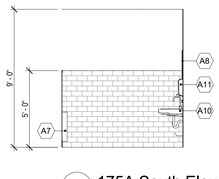

20 175A South Elev.
1/4" = 1'-0"

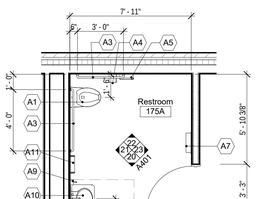

19 Restroom 7 Enlarged Plan
1/4" = 1'-0"

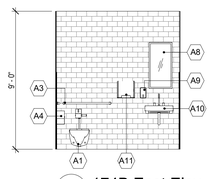

18 174B East Elev.
1/4" = 1'-0"

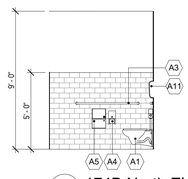

17 174B North Elev.
1/4" = 1'-0"

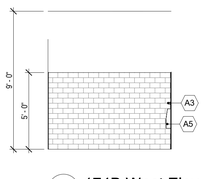

16 174B West Elev.
1/4" = 1'-0"

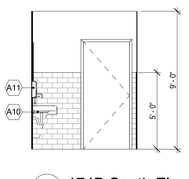

15 174B South Elev.
1/4" = 1'-0"

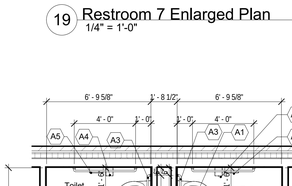

10 Restroom 6 Enlarged Plan
1/4" = 1'-0"

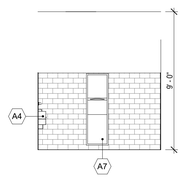

14 172B East Elev. 00
1/4" = 1'-0"

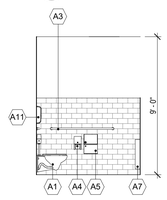

13 172B North Elev.
1/4" = 1'-0"

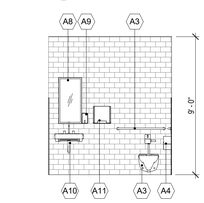

12 172B West Elev.
1/4" = 1'-0"

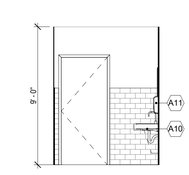

11 172B South Elev.
1/4" = 1'-0"

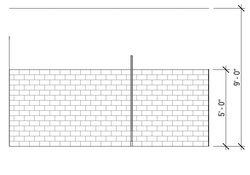

9 Boys 121 - East Elevation
1/4" = 1'-0"

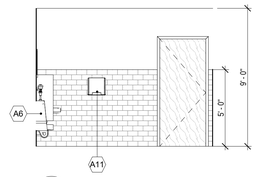

8 Boys 121 - North Elevation
1/4" = 1'-0"

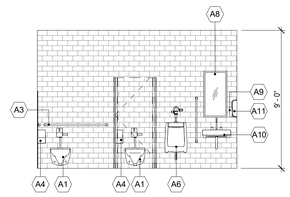

7 Boys 121 - West Elevation
1/4" = 1'-0"

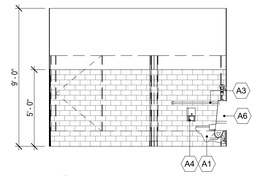

6 Boys 121 - South Elevation
1/4" = 1'-0"

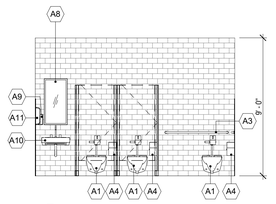

5 Girls 122 - East Elevation
1/4" = 1'-0"

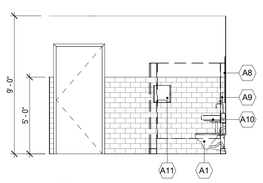

4 Girls 122 - North Elevation
1/4" = 1'-0"

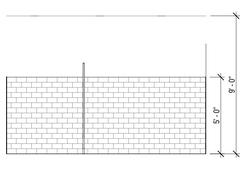

3 Girls 122 - West Elevation
1/4" = 1'-0"

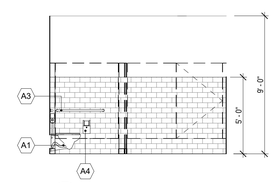

2 Girls 122 - South Elevation
1/4" = 1'-0"

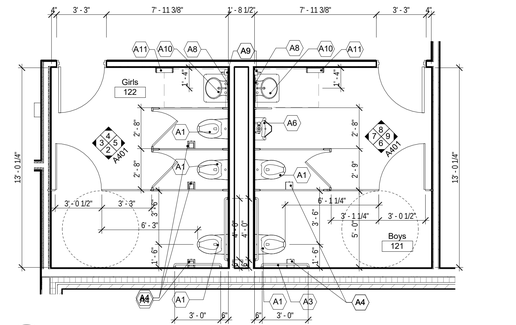

1 Restrooms 4 & 5 Enlarged Plan
1/4" = 1'-0"

Notes - Accessory Legend

A1	Water Closet
A2	Floor Mounted Toilet
A3	Grab Bar
A4	Toilet Paper Dispenser
A5	Sanitary Napkin Disposal
A6	Wall Mounted Urinal
A7	Recessed Napkin Dispenser and Disposal Unit
A8	Tempered Glass Mirror - Welded SS Frame 24"x36" -
A9	Soap Dispenser
A10	Lavatory
A11	Hand Dryer
A12	Stainless Steel Coat Hook
A13	Stainless Steel Water Fountain
A14	Mop and Broom Holder
A15	Mop Sink
A16	Recessed Infant Changing Station
A18	Wall Hung Multi Font Lavatory

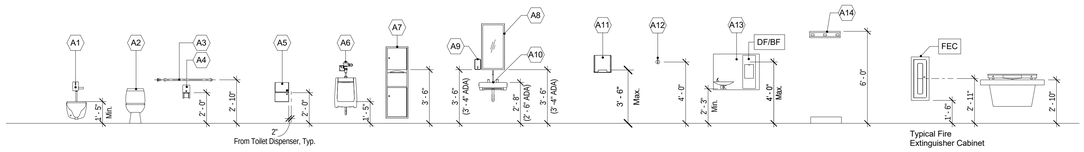

C:\Users\bpearcy\Documents\Leicester School_(Central)_ARC2019_bpearcy.rvt
2/5/2020 1:33:57 PM

Finegold Alexander Architects

PROJECT TEAM:

OWNER:
Leicester Public School
3 Washburn Sq. 3rd Floor
Leicester, MA 01524

Structural Engineer
RSE Associates, Inc.
63 Pleasant St. Ste. 200
Watertown, MA 02472
T: 617.926.9300

MPFP Engineer
BLW Engineers, Inc.
311 Great Road, Post Office Box 1551
Littleton, MA 01460
T: 978.486.4301

Landscape Architect
Warner Larson Landscape Architects
130 West Broadway
Boston, MA 02127
T: 617.464.1440

Electrical Engineer
ART Engineering
38 Front St. Flr 3
Worcester, MA 01608
T: 508.797.7071

Civil Engineer
Nitsch Engineering
2 Center Plaza, Suite 430
Boston, MA 02108
T: 617.338.0063

Geotechnical Engineer
McPhail Associates, LLC
2269 Massachusetts Ave.
Cambridge, MA 02140
T: 617.868.1420

Code Consultant
Jensen Hughes
1 Lincoln St.
Boston, MA 02111
T: 508.538.9409

Kitchen Consultant
Crabtree McGrath Associates, Inc.
161 West Main Street
Georgetown, MA 01833
T: 978.352.8500

Owners Project Manager
NV5
70 Fargo Street, Suite 800
Boston, MA 02210

KEY PLAN:

NORTH

SEAL:

PRELIMINARY NOT FOR CONSTRUCTION

PROJECT INFORMATION:
Leicester Middle School

70 Winslow Ave.
Leicester, MA 01524

PROJECT #: 201601510015
PROJECT ISSUE DATE: 02/13/2020
PROJECT STATUS: Schematic Design

SHEET NAME:
Enlarged Restroom Plans and Elevations

DRAWING HISTORY:

NO.	DATE	DESCRIPTION

SHEET #:
A401

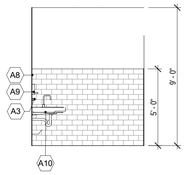

23 120C East Elev.
1/4" = 1'-0"

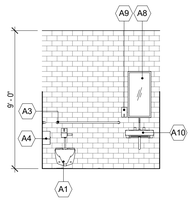

22 120C North Elev.
1/4" = 1'-0"

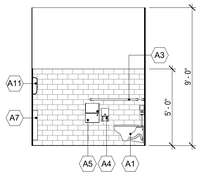

21 120C West Elev.
1/4" = 1'-0"

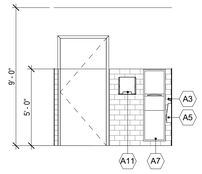

20 120C South Elev.
1/4" = 1'-0"

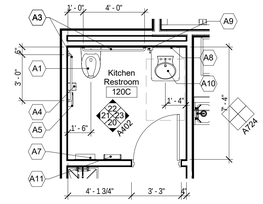

19 120C Kitchen Restroom plan
1/4" = 1'-0"

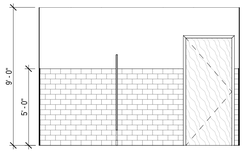

18 109 Staff Restroom - East Elev.
1/4" = 1'-0"

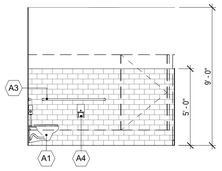

17 109 Staff Restroom - North Elev.
1/4" = 1'-0"

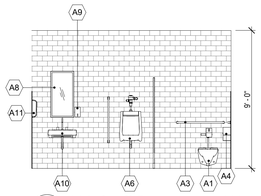

16 109 Staff Restroom - West Elev.
1/4" = 1'-0"

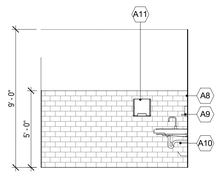

15 109 Staff Restroom - South Elev.
1/4" = 1'-0"

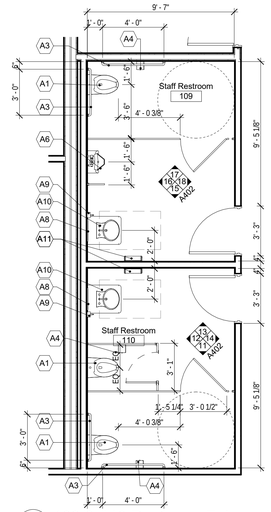

10 109 & 110 Restroom Enlarged Plan
1/4" = 1'-0"

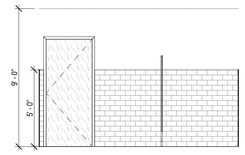

14 110 Staff Restroom - East Elev.
1/4" = 1'-0"

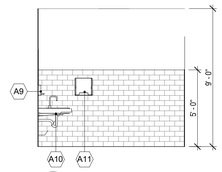

13 110 Staff Restroom - North Elev.
1/4" = 1'-0"

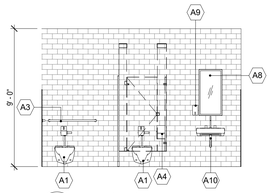

12 110 Staff Restroom - West Elev.
1/4" = 1'-0"

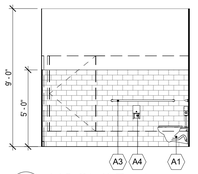

11 110 Staff Restroom - South Elev.
1/4" = 1'-0"

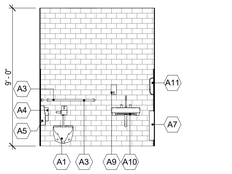

9 WC 129A - East Elev
1/4" = 1'-0"

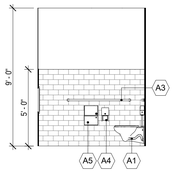

8 WC 129A - North Elev
1/4" = 1'-0"

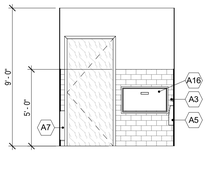

7 WC 129A - West Elev.
1/4" = 1'-0"

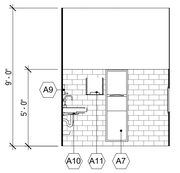

6 WC 129A - South Elev.
1/4" = 1'-0"

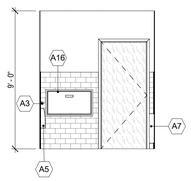

5 WC 128A - East Elev
1/4" = 1'-0"

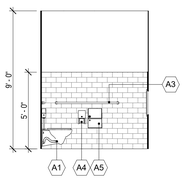

4 WC 128A - North Elev.
1/4" = 1'-0"

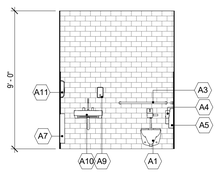

3 WC 128A - West Elev.
1/4" = 1'-0"

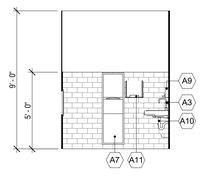

2 WC 128A - South Elev.
1/4" = 1'-0"

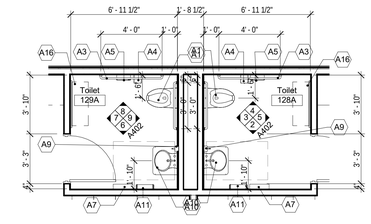

1 Restroom 129A & 128A - Enlarged Plan
1/4" = 1'-0"

Notes - Accessory Legend

A1	Water Closet
A2	Floor Mounted Toilet
A3	Grab Bar
A4	Toilet Paper Dispenser
A5	Sanitary Napkin Disposal
A6	Wall Mounted Urinal
A7	Recessed Napkin Dispenser and Disposal Unit
A8	Tempered Glass Mirror - Welded SS Frame 24"x36" -
A9	Soap Dispenser
A10	Lavatory
A11	Hand Dryer
A12	Stainless Steel Coat Hook
A13	Stainless Steel Water Fountain
A14	Mop and Broom Holder
A15	Mop Sink
A16	Recessed Infant Changing Station
A18	Wall Hung Multi Font Lavatory

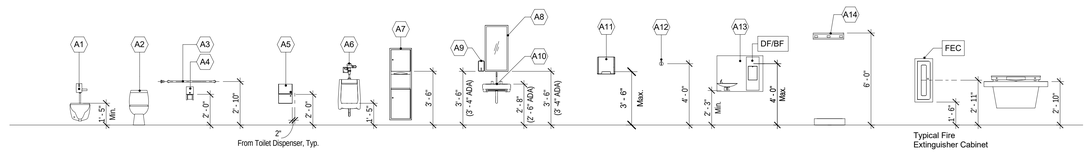

C:\Users\bpearcy\Documents\Leicester School_(Central)_ARC2019_bpearcy.rvt
2/5/2020 1:34:06 PM

Finegold Alexander Architects

PROJECT TEAM:

OWNER:
Leicester Public School
3 Washburn Sq. 3rd Floor
Leicester, MA 01524

Structural Engineer
RSE Associates, Inc.
63 Pleasant St. Ste. 200
Watertown, MA 02472
T: 617.926.9300

MPFP Engineer
BLW Engineers, Inc.
311 Great Road, Post Office Box 1551
Littleton, MA 01460
T: 978.486.4301

Landscape Architect
Warner Larson Landscape Architects
130 West Broadway
Boston, MA 02127
T: 617.464.1440

Electrical Engineer
ART Engineering
38 Front St. Flr 3
Worcester, MA 01608
T: 508.797.7071

Civil Engineer
Nitsch Engineering
2 Center Plaza, Suite 430
Boston, MA 02108
T: 617.338.0063

Geotechnical Engineer
McPhail Associates, LLC
2269 Massachusetts Ave.
Cambridge, MA 02140
T: 617.868.1420

Code Consultant
Jensen Hughes
1 Lincoln St.
Boston, MA 02111
T: 508.538.9409

Kitchen Consultant
Crabtree McGrath Associates, Inc.
161 West Main Street
Georgetown, MA 01833
T: 978.352.8500

Owners Project Manager
NV5
70 Fargo Street, Suite 800
Boston, MA 02210

KEY PLAN:

NORTH

SEAL:

PRELIMINARY NOT FOR CONSTRUCTION

PROJECT INFORMATION:

Leicester Middle School

70 Winslow Ave.
Leicester, MA 01524

PROJECT #: 201601510015
PROJECT ISSUE DATE: 02/13/2020
PROJECT STATUS: Schematic Design

SHEET NAME:

Enlarged Restroom Plans and Elevations

DRAWING HISTORY:

NO.	DATE	DESCRIPTION

SHEET #:

A402

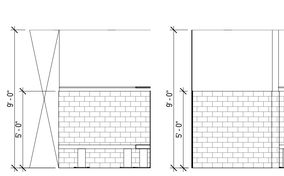

23 158 West Elev.
1/4" = 1'-0"

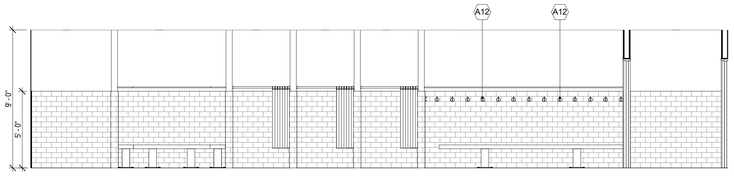

22 158 Boys Locker - North Elevation
1/4" = 1'-0"

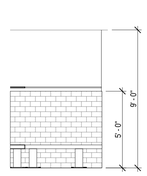

21 158 East Elev.
1/4" = 1'-0"

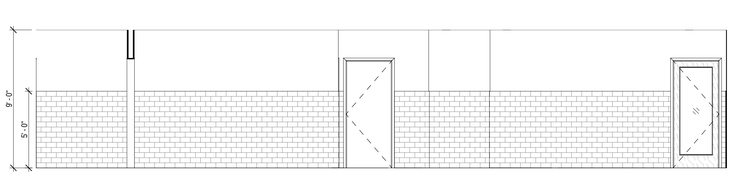

20 158 Boys Locker - South Elevation
1/4" = 1'-0"

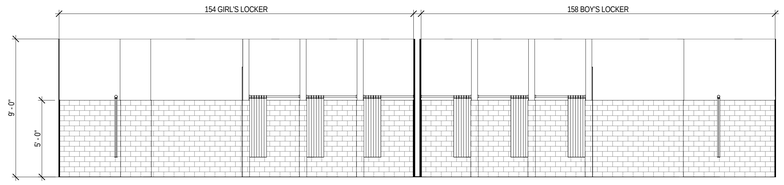

19 154 & 158 Lockers - West Elevation
1/4" = 1'-0"

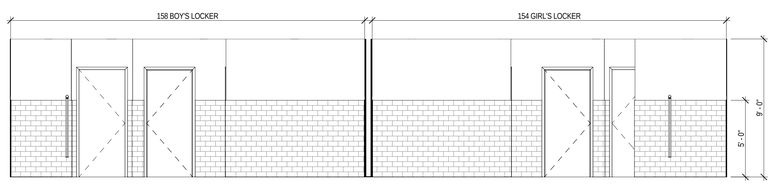

18 154 & 158 Lockers - East Elevation
1/4" = 1'-0"

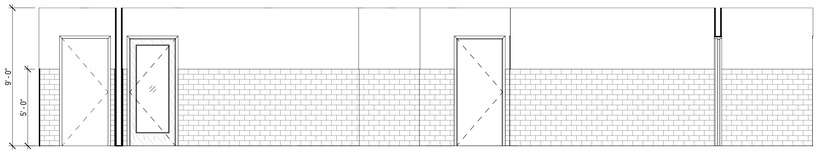

17 154 Girls Locker - North Elevation
1/4" = 1'-0"

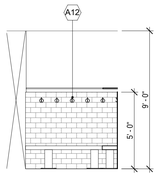

16 156 East Elev.
1/4" = 1'-0"

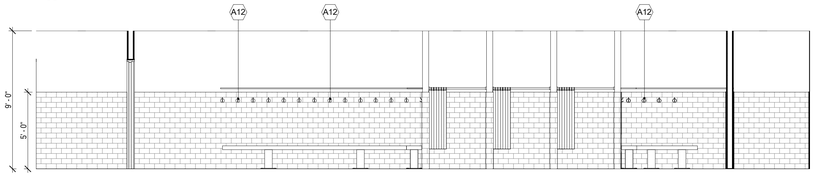

15 154 Girls Locker - South Elevation
1/4" = 1'-0"

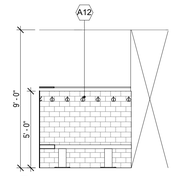

14 154 West Elev.
1/4" = 1'-0"

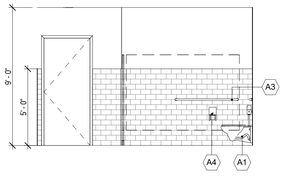

13 161 East Gym Elev. @ Boys Restroom
1/4" = 1'-0"



12 161 North Gym Elev. @ Boys Restroom
1/4" = 1'-0"

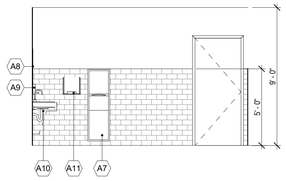

11 161 West Gym Elev. @ Boys Restroom
1/4" = 1'-0"

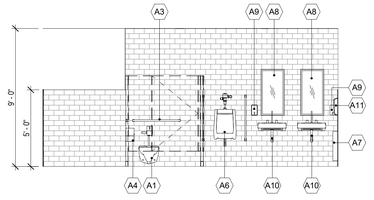

10 161 South Gym Elev. @ Boys Restroom
1/4" = 1'-0"

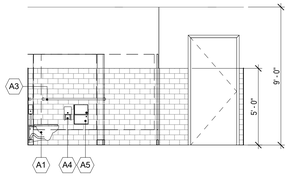

9 157 East Gym Elev. @ Girls Restroom
1/4" = 1'-0"

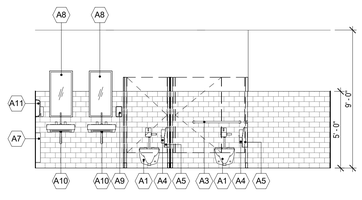

8 157 North Gym Elev. @ Girls Restroom
1/4" = 1'-0"

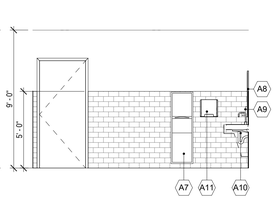

7 157 West Gym Elev. @ Girls Restroom
1/4" = 1'-0"



6 157 South Gym Elev. @ Girls Restroom
1/4" = 1'-0"

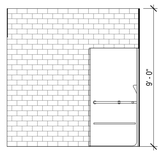

5 160 East Sim. @ 156 East Elev.
1/4" = 1'-0"

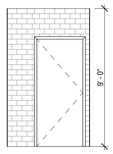

4 160 North Elev. Sim @ 156 South Elev.
1/4" = 1'-0"

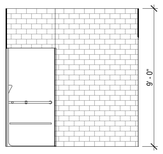

3 160 West Elev. Sim @ 156 West Elev.
1/4" = 1'-0"

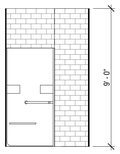

2 160 South Elev. Sim @ 156 North Elev.
1/4" = 1'-0"

Notes - Accessory Legend

A1	Water Closet
A2	Floor Mounted Toilet
A3	Grab Bar
A4	Toilet Paper Dispenser
A5	Sanitary Napkin Disposal
A6	Wall Mounted Urinal
A7	Recessed Napkin Dispenser and Disposal Unit
A8	Tempered Glass Mirror - Welded SS Frame 24"x36" -
A9	Soap Dispenser
A10	Lavatory
A11	Hand Dryer
A12	Stainless Steel Coat Hook
A13	Stainless Steel Water Fountain
A14	Mop and Broom Holder
A15	Mop Sink
A16	Recessed Infant Changing Station
A18	Wall Hung Multi Font Lavatory

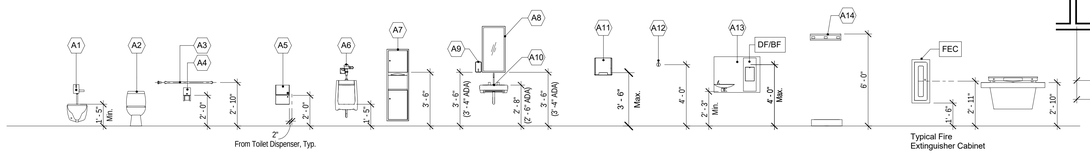

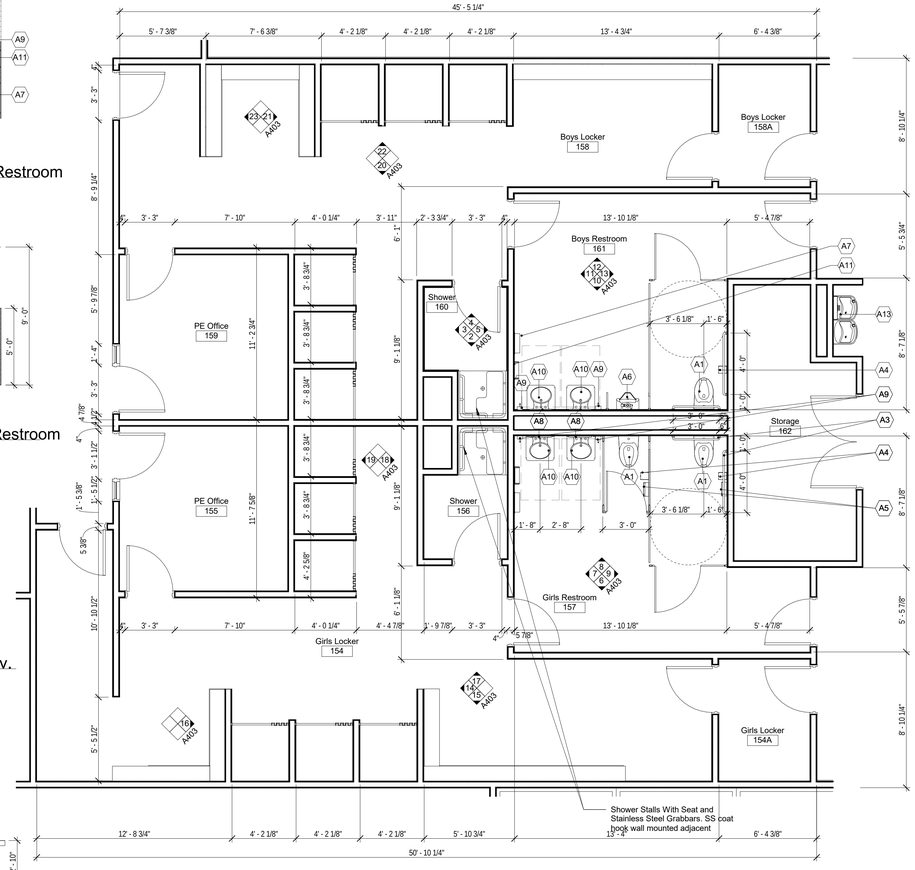

1 Enlarged First Floor Partial Plan @ Gym Restrooms
1/4" = 1'-0"

Finegold Alexander Architects

PROJECT TEAM:

OWNER:
Leicester Public School
3 Washburn Sq. 3rd Floor
Leicester, MA 01524

Structural Engineer
RSE Associates, Inc.
63 Pleasant St. Ste. 200
Watertown, MA 02472
T: 617.926.9300

MPFP Engineer
BLW Engineers, Inc.
311 Great Road, Post Office Box 1551
Littleton, MA 01460
T: 978.486.4301

Landscape Architect
Warner Larson Landscape Architects
130 West Broadway
Boston, MA 02127
T: 617.464.1440

Electrical Engineer
ART Engineering
38 Front St. Flr 3
Worcester, MA 01608
T: 508.797.7071

Civil Engineer
Nitsch Engineering
2 Center Plaza, Suite 430
Boston, MA 02108
T: 617.338.0063

Geotechnical Engineer
McPhail Associates, LLC
2269 Massachusetts Ave.
Cambridge, MA 02140
T: 617.868.1420

Code Consultant
Jensen Hughes
1 Lincoln St.
Boston, MA 02111
T: 508.538.9409

Kitchen Consultant
Crabtree McGrath Associates, Inc.
161 West Main Street
Georgetown, MA 01833
T: 978.352.8500

Owners Project Manager
NV5
70 Fargo Street, Suite 800
Boston, MA 02210

KEY PLAN:

NORTH

SEAL:

PRELIMINARY NOT FOR CONSTRUCTION

PROJECT INFORMATION:

Leicester Middle School

70 Winslow Ave.
Leicester, MA 01524

PROJECT #: 201601510015
PROJECT ISSUE DATE: 02/13/2020
PROJECT STATUS: Schematic Design

SHEET NAME:

Enlarged Restroom Plans and Elevations

DRAWING HISTORY:

NO.	DATE	DESCRIPTION

SHEET #:

A403

C:\Users\bpearcy\Documents\Leicester School_(Central)_ARC2019_bpearcy.rvt
2/5/2020 1:34:17 PM

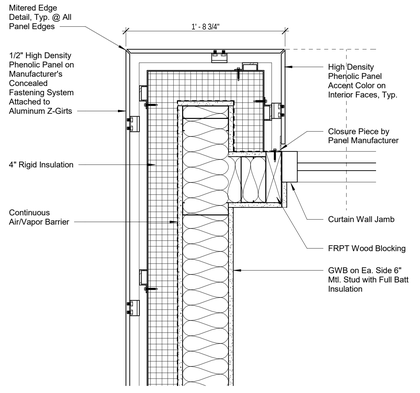

3 Plan Detail @ Flex Learning
1 1/2" = 1'-0"

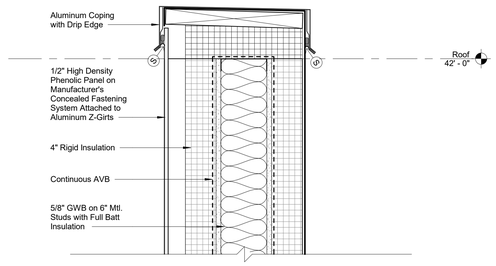

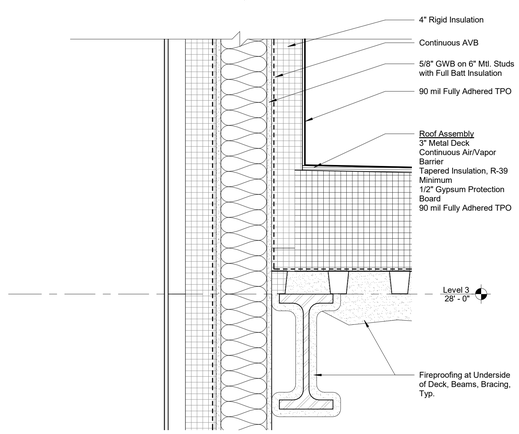

4 Parapet Section
1 1/2" = 1'-0"

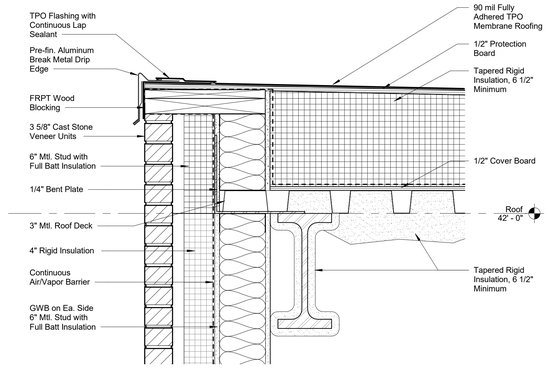

2 Section Detail at Roof Edge
1 1/2" = 1'-0"

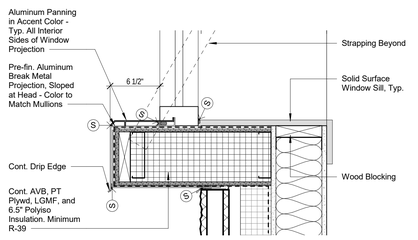

1 Section Detail at Window Sill Projection
1 1/2" = 1'-0"

Finegold Alexander Architects

PROJECT TEAM:

OWNER:
Leicester Public School
3 Washburn Sq. 3rd Floor
Leicester, MA 01524

Structural Engineer
RSE Associates, Inc.
63 Pleasant St. Ste. 200
Watertown, MA 02472
T: 617.926.9300

MPFP Engineer
BLW Engineers, Inc.
311 Great Road, Post Office Box 1551
Littleton, MA 01460
T: 978.486.4301

Landscape Architect
Warner Larson Landscape Architects
130 West Broadway
Boston, MA 02127
T: 617.464.1440

Electrical Engineer
ART Engineering
38 Front St. Flr 3
Worcester, MA 01608
T: 508.797.7071

Civil Engineer
Nitsch Engineering
2 Center Plaza, Suite 430
Boston, MA 02108
T: 617.338.0063

Geotechnical Engineer
McPhail Associates, LLC
2269 Massachusetts Ave.
Cambridge, MA 02140
T: 617.868.1420

Code Consultant
Jensen Hughes
1 Lincoln St.
Boston, MA 02111
T: 508.538.9409

Kitchen Consultant
Crabtree McGrath Associates, Inc.
161 West Main Street
Georgetown, MA 01833
T: 978.352.8500

Owners Project Manager
NV5
70 Fargo Street, Suite 800
Boston, MA 02210

KEY PLAN:

NORTH

SEAL:

PRELIMINARY NOT FOR CONSTRUCTION

PROJECT INFORMATION:

Leicester Middle School

70 Winslow Ave.
Leicester, MA 01524

PROJECT #: 201601510015
PROJECT ISSUE DATE: 02/13/2020
PROJECT STATUS: Schematic Design

SHEET NAME:

Enlarged Details

DRAWING HISTORY:

NO.	DATE	DESCRIPTION

SHEET #:

A500

C:\Users\bpearcy\Documents\Leicester School_(Central)_ARC2019_bpearcy.rvt
2/5/2020 1:34:20 PM

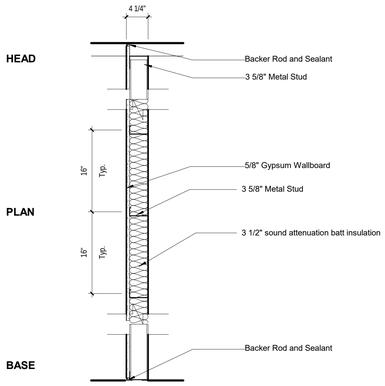

S3A

FIRE RATING	UL DESIGN	STC RATING

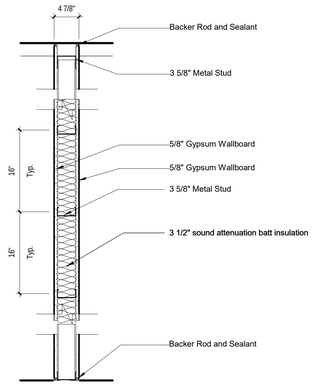

S3C

FIRE RATING	UL DESIGN	STC RATING

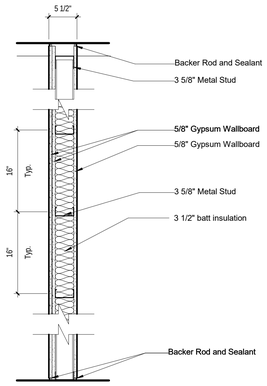

S3D1

*For S3D1 use Type X GWB to achieve a 1 hour rating

FIRE RATING	UL DESIGN	STC RATING
1 HR	U419	45

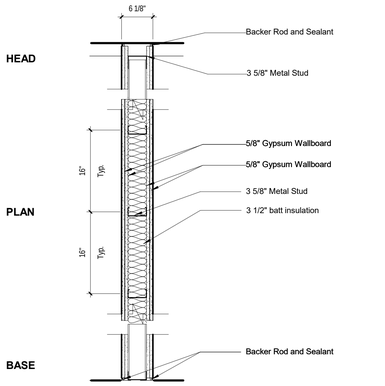

S3E

FIRE RATING	UL DESIGN	STC RATING
		50

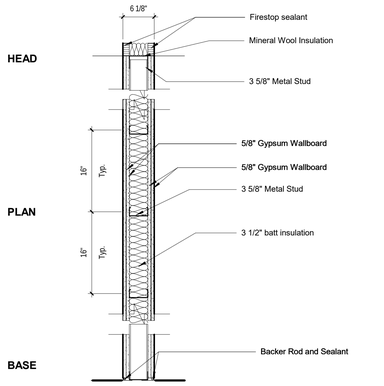

S3E2

FIRE RATING	UL DESIGN	STC RATING
2 HR	U419	50

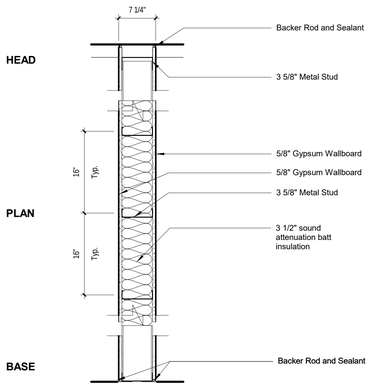

S6C

FIRE RATING	UL DESIGN	STC RATING

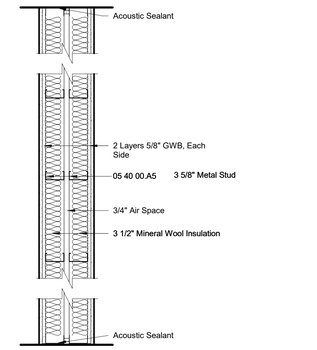

S11F

*For S11FX use Type X GWB to achieve a 2 hour rating

FIRE RATING	UL DESIGN	STC RATING
	U493	60

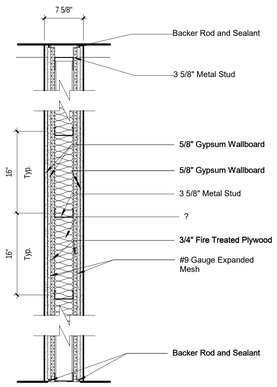

S3F

FIRE RATING	UL DESIGN	STC RATING

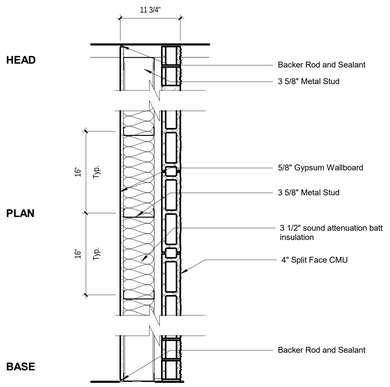

M4A

FIRE RATING	UL DESIGN	STC RATING

GENERAL NOTES:

1. Extend all walls to underside of deck U.O.N.

Finegold Alexander Architects

PROJECT TEAM:

OWNER:
Leicester Public School
3 Washburn Sq. 3rd Floor
Leicester, MA 01524

Structural Engineer
RSE Associates, Inc.
63 Pleasant St. Ste. 200
Watertown, MA 02472
T: 617.926.9300

MPFP Engineer
BLW Engineers, Inc.
311 Great Road, Post Office Box 1551
Littleton, MA 01460
T: 978.486.4301

Landscape Architect
Warner Larson Landscape Architects
130 West Broadway
Boston, MA 02127
T: 617.464.1440

Electrical Engineer
ART Engineering
38 Front St. Flr 3
Worcester, MA 01608
T: 508.797.7071

Civil Engineer
Nitsch Engineering
2 Center Plaza, Suite 430
Boston, MA 02108
T: 617.338.0063

Geotechnical Engineer
McPhail Associates, LLC
2269 Massachusetts Ave.
Cambridge, MA 02140
T: 617.868.1420

Code Consultant
Jensen Hughes
1 Lincoln St.
Boston, MA 02111
T: 508.538.9409

Kitchen Consultant
Crabtree McGrath Associates, Inc.
161 West Main Street
Georgetown, MA 01833
T: 978.352.8500

Owners Project Manager
NV5
70 Fargo Street, Suite 800
Boston, MA 02210

KEY PLAN:

NORTH

SEAL:

PRELIMINARY NOT FOR CONSTRUCTION

PROJECT INFORMATION:

Leicester Middle School

70 Winslow Ave.
Leicester, MA 01524

PROJECT #: 201601510015
PROJECT ISSUE DATE: 02/13/2020
PROJECT STATUS: Schematic Design

SHEET NAME:

Partition Types

DRAWING HISTORY:

NO.	DATE	DESCRIPTION

SHEET #:

A600

C:\Users\bpearcy\Documents\Leicester School_(Central)_ARC2019_bpearcy.rvt
2/5/2020 1:34:22 PM

General Notes

1. Provide interior gasket and drop down recessed seal on all interior learning and administration space doors
2. For veneers, clear finish maple, quarter sawn.
3. Maximum slope at thresholds not to exceed 1/4" per code.
4. Thresholds must comply with MAAB.
5. All glazing in doors and adjacent sidelites to be tempered per code requirements.
6. All thresholds are to be centered under doors.

Legend- Finish Materials Comments

1. Comments

Abbreviations

AL	Aluminum
CLR	Clear Finish
HM	Hollow Metal
CW	Curtain Wall
SF	Storefront
WD	Wood
PTD	Painted

Panel Types

WDFG
Wood Full
Glass Panels

HMHG or WDHG
Hollow Metal Half Glass or
Wood Half Glass Panels

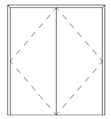

HMHM
Double Hollow Metal Panles

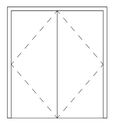

DSWE
Double Swinging Egress
Hollow Metal Panels

WD or HM
Flush Wood or
Hollow Metal Panel

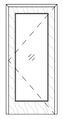

WDFG
Wood Full
Glass Panel

WDHG
Wood Half
Glass Panel

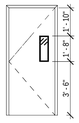

HMN
Hollow Metal
Narrow Lite

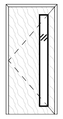

WDNF
Wood Narrow Lite
Full Height

DACW
Aluminum Full
Glass Panels

DASF
Aluminum Full
Glass Panels

DAL
Interior
Aluminum Full
Glass Panels

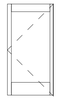

ALSF
Aluminum Full
Glass Panels

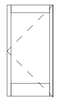

AL
Aluminum Full
Glass Panels

Frame Types

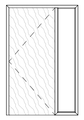

HMSL
Hollow Metal Side Lite -
Latch Side

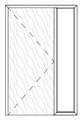

HMSH
Hollow Metal Side Lite -
Hinge Side

HM
Metal Panel

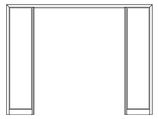

ALDS
Aluminum Double Side Lite

AL
Interior Aluminum

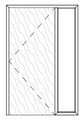

ALSL
Interior Aluminum Side Lite

Doors - Schedule - First Floor

Mark	From Room: Name	To Room: Name	Width	Height	Frame		Panel		Details			Hardware	Comments
					Frame Type Mark	Frame Finish	Panel Type Mark	Panel Finish	Jamb Type	Head Type	Threshold Type	Hardware Set	
Level 1													
	Corridor	Band Room	3' - 7 25/32"	2' - 9 11/32"			ALCW						
001	Corridor	Stair 2	6' - 0"	7' - 0"	HM	PTD	HMHM	PTD					45 min. rated
002a	Corridor	Stair 4	3' - 0"	7' - 0"	HM	PTD	HMN	PTD					45 min. rated
002b	Stair 4		6' - 0"	7' - 0"	HM	PTD	HMHM	PTD					45 min. rated
003	Corridor	Stair 1	6' - 0"	7' - 0"	HM	PTD	HMHM	PTD					45 min. rated
004a	Corridor	Stair 3	3' - 0"	7' - 0"	HM	PTD	HMN	PTD					45 min. rated
004b	Stair 3		6' - 0"	7' - 0"	HM	PTD	HMHM	PTD					
100a	Vestibule		6' - 0"	7' - 0"	DACW		CW						
100b	Vestibule		6' - 0"	7' - 0"	DACW		CW						
100c	School Commons	Vestibule	6' - 0"	7' - 0"	DACW		CW						
100d	School Commons	Vestibule	6' - 0"	7' - 0"	DACW		CW						
102a	General Office	Vestibule	3' - 0"	7' - 0"	AL	PTD	AL	PTD					
102b	General Office	School Commons	3' - 0"	6' - 0"	AL	PTD	ALSL	CLR					
102c		Circulation	3' - 0"	7' - 0"	ALSF		ALSF						
103	Guidance Storeroom	Circulation	6' - 0"	7' - 0"	HM	PTD	HMHM	PTD					
104	Circulation	Principal Office	3' - 0"	7' - 0"	HMSL	PTD	WD	CLR					
105	Circulation	Roof Access	3' - 0"	7' - 0"	HM	PTD	HM	PTD					
106	Circulation	Principal Office	3' - 0"	7' - 0"	HMSL	PTD	WD	CLR					
107	Circulation	Records	3' - 0"	7' - 0"	HM	PTD	HM	PTD					90 min. rated
108	Circulation	Guidance Office	3' - 0"	7' - 0"	HMSL	PTD	WD	CLR					
109	Circulation	Staff Restroom	3' - 0"	7' - 0"	HM	PTD	WD	CLR					
110	Circulation	Staff Restroom	3' - 0"	7' - 0"	HM	PTD	WD	CLR					
111	Circulation	Psychologist Office	3' - 0"	7' - 0"	HMSL	PTD	WD	CLR					
112	Circulation	Psychologist Office	3' - 0"	7' - 0"	HMSL	PTD	WD	CLR					
113	Circulation	Conference Room	3' - 0"	7' - 0"	HMSL	PTD	WD	CLR					
114	Circulation	Copy	3' - 0"	7' - 0"	HMSL	PTD	WD	CLR					
115a	Circulation	Staff Dining	3' - 0"	7' - 0"	HMSL	PTD	WD	CLR					
115b	Dining	Staff Dining	3' - 0"	7' - 0"	HM	PTD	WDHG	CLR					
116	Dining	Storage	6' - 0"	7' - 0"	HM	PTD	HMHM	PTD					
117a	Dining	School Commons	6' - 0"	8' - 0"	ALDS	PTD	DAL	CLR					
117b	Dining	School Commons	5' - 10"	6' - 11"	DASF		SF						
117c	Stage	Dining	3' - 0"	7' - 0"	HM	PTD	HM	CLR					
117d			3' - 0"	7' - 0"	CW		ALCW						
117e			3' - 0"	7' - 0"	CW		ALCW						
117f	Corridor	Dining	3' - 0"	7' - 0"	HM	PTD	WDHG	CLR					
118	School Commons	Mechanical	3' - 0"	7' - 0"	HM	PTD	HM	PTD					
119	Machine Room	Corridor	3' - 0"	7' - 0"	HM	PTD	HM	PTD					90 min. rated
120	Corridor	Kitchen	3' - 0"	7' - 0"	HM	PTD	WDHG	CLR					
120a	Kitchen	Kitchen Office	3' - 0"	7' - 0"	HM	PTD	WDHG	CLR					
120c	Kitchen Storage	Kitchen Restroom	3' - 0"	7' - 0"	HM	PTD	HM	PTD					
121	Corridor	Boys	3' - 0"	7' - 0"	HM	PTD	WD	PTD					
122	Corridor	Girls	3' - 0"	7' - 0"	HM	PTD	HM	PTD					
123a		Vestibule	6' - 0"	7' - 0"	DACW		CW						
123b	Corridor	Vestibule	6' - 0"	7' - 0"	HM	PTD	WDHG	CLR					
124a	Corridor	Corridor	6' - 0"	7' - 0"	HM	PTD	DSWE	PTD					
124b	Corridor	Corridor	6' - 0"	7' - 0"	HM	PTD	HMHM	PTD					
125	Corridor	Trash/Recieving	3' - 0"	7' - 0"	HM	PTD	WD	PTD					
126	Corridor	Staff Restroom	3' - 0"	7' - 0"	HM	PTD	WD	CLR					
127	Corridor		3' - 0"	7' - 0"	HM	PTD	HMHG	PTD					
128	Kindergarten Classroom	Corridor	3' - 0"	7' - 0"	HMSH	PTD	WD	CLR					
128a	Toilet	Kindergarten Classroom	3' - 0"	7' - 0"	HM	PTD	WD	CLR					
128b	Kindergarten Classroom	Kindergarten Classroom	3' - 0"	7' - 0"	HM	PTD	HM	PTD					
129	Kindergarten Classroom	Corridor	3' - 0"	7' - 0"	HMSH	PTD	WD	CLR					
129a	Kindergarten Classroom	Toilet	3' - 0"	7' - 0"	HM	PTD	WD	CLR					
130	Kindergarten Classroom	Corridor	3' - 0"	7' - 0"	HMSH	PTD	WD	CLR					
130a	Kindergarten Classroom	Toilet	3' - 0"	7' - 0"	HM	PTD	WD	CLR					
130b	Substantially Separate Classroom	Kindergarten Classroom	3' - 0"	7' - 0"	HM	PTD	HM	PTD					
131	Substantially Separate Classroom	Corridor	3' - 0"	7' - 0"	HMSH	PTD	WD	CLR					
131a	Substantially Separate Classroom	Toilet	3' - 0"	7' - 0"	HM	PTD	WD	CLR					
131B	Substantially Separate Classroom	De-Escalation Space	3' - 0"	7' - 0"	HM		WD						
132	Pre-K Classroom	Corridor	3' - 0"	7' - 0"	HMSH	PTD	WD	CLR					
132a	Pre-K Classroom	Toilet	3' - 0"	7' - 0"	HM	PTD	WD	CLR					
133	Pre-K Classroom	Corridor	3' - 0"	7' - 0"	HMSH	PTD	WD	CLR					
133a	Pre-K Classroom	Toilet	3' - 0"	7' - 0"	HM	PTD	WD	CLR					
133b	Pre-K Classroom	Pre-K Classroom	3' - 0"	7' - 0"	HM	PTD	HM	PTD					
134	Kindergarten Classroom	Corridor	3' - 0"	7' - 0"	HMSH	PTD	WD	CLR					
134a	Kindergarten Classroom	Toilet	3' - 0"	7' - 0"	HM	PTD	WD	CLR					
135	Telecom	Corridor	6' - 0"	7' - 0"	HM	PTD	HMHM	PTD					
136	Emergency	Corridor	6' - 0"	7' - 0"	HM	PTD	HMHM	PTD					90 min. rated
139	Elec.	Corridor	3' - 0"	7' - 0"	HM	PTD	WD	PTD					90 min. rated
140	Corridor	Lower School Music Classroom	3' - 0"	7' - 0"	HM	PTD	WD	CLR					
141	Corridor	Chorus Room	3' - 0"	7' - 0"	HM	PTD	WD	CLR					
142	Corridor	Ens.	3' - 0"	7' - 0"	HM	PTD	WD	PTD					
143	Band Room	Ens.	3' - 0"	7' - 0"	HM	PTD	HM	PTD					
144	Chorus Room	Ens.	3' - 0"	7' - 0"	HM	PTD	HM	PTD					
146	Electrical	Corridor	3' - 0"	7' - 0"	HM	PTD	WD	PTD					90 min. rated
149	Corridor	Custodian's Office	3' - 0"	7' - 0"	HM	PTD	HM	PTD					
150	Server	Corridor	3' - 0"	7' - 0"	HM	PTD	HM	PTD					
151	Emerg.	Corridor	3' - 0"	7' - 0"	HM	PTD	HM	PTD					90 min. rated
152a	Elec.	Corridor	3' - 0"	7' - 0"	HM	PTD	HM	PTD					
152b	Elec.	Corridor	3' - 0"	7' - 0"	HM	PTD	HM	PTD					
153	Custodian's Storage	Corridor	6' - 0"	7' - 0"	HM1	PTD	NN	PTD					
154a	Gymnasium	Girls Locker	3' - 0"	7' - 0"	HM	PTD	HM	PTD					
154b	Girls Locker	Girls Locker	3' - 0"	7' - 0"	HM	PTD	HM	PTD					
154c	Corridor	Girls Locker	3' - 0"	7' - 0"	HM	PTD	HM	PTD					
155a	Girls Locker	PE Office	3' - 0"	7' - 0"	HM	PTD	WDFG	CLR					
155b	Corridor	PE Office	3' - 0"	7' - 0"	HMSL	PTD	WD	CLR					
156	Girls Locker	Shower	3' - 0"	7' - 0"	HM	PTD	HM	PTD					
157a	Girls Locker	Girls Restroom	3' - 0"	7' - 0"	HM	PTD	HM	PTD					
157b	Gymnasium	Girls Restroom	3' - 0"	7' - 0"	HM	PTD	HM	PTD					
158a	Gymnasium	Boys Locker	3' - 0"	7' - 0"	HM	PTD	HM	PTD					
158b	Boys Locker	Boys Locker	3' - 0"	7' - 0"	HM	PTD	HM	PTD					
158c	Corridor	Boys Locker	3' - 0"	7' - 0"	HM	PTD	HM	PTD					
159a	Boys Locker	PE Office	3' - 0"	7' - 0"	HM	PTD	WDFG	CLR					
159b	Corridor	PE Office	3' - 0"	7' - 0"	HMSL	PTD	WD	CLR					
160	Boys Locker	Shower	3' - 0"	7' - 0"	HM	PTD	HM	PTD					
161a	Boys Locker	Boys Restroom	3' - 0"	7' - 0"	HM	PTD	HM	PTD					
161b	Gymnasium	Boys Restroom	3' - 0"	7' - 0"	HM	PTD	HM	PTD					
162	Gymnasium	Storage	6' - 0"	7' - 0"	HM	PTD	HMHM	PTD					
163a	Gymnasium	School Commons	6' - 0"	8' - 0"	ALDS	PTD	DAL	CLR					
163b	Gymnasium	School Commons	6' - 0"	8' - 0"	ALDS	PTD	DAL	CLR					
163c	Gymnasium		6' - 0"	7' - 0"	HM	PTD	HMHM	PTD					
164a	Health and Wellness Studio	Corridor	6' - 0"	7' - 0"	HM	PTD	WDHG	CLR					
164b	Gymnasium	Health and Wellness Studio	6' - 0"	7' - 0"	HM	PTD	HMHM	CLR					
164c	Health and Wellness Studio		6' - 0"	7' - 0"	HM	PTD	HMHM	PTD					
165	Storage	Health and Wellness Studio	3' - 0"	7' - 0"	HM	PTD	HM	PTD					
166	Fire Pump		3' - 0"	7' - 0"	HM	PTD	HM	PTD					
167	Corridor	IT	6' - 0"	7' - 0"	HM	PTD	HMHM	PTD					
168	Mechanical/Water Service Room		3' - 0"	7' - 0"	HM	PTD	HM	PTD					
169b	Corridor	Vestibule	6' - 0"	7' - 0"	HM	PTD	WDHG	CLR					
170	Corridor	Restroom	3' - 0"	7' - 0"	HM	PTD	HM	PTD					
171a	Corridor		3' - 0"	7' - 0"	HM	PTD	HM	PTD					
171b	Corridor		6' - 0"	7' - 0"	HM	PTD	HMHM	PTD					
172	Corridor	Upper Nurse	3' - 0"	7' - 0"	HM	PTD	WDHG	CLR					
172a	Upper Nurse	Treat	3' - 0"	7' - 0"	HM	PTD	WD	CLR					
172b	Upper Nurse	Toilet	3' - 0"	7' - 0"	HM	PTD	HM	PTD					
173a	Upper Nurse	Nurse Storage	3' - 0"	7' - 0"	HM	PTD	HM	PTD					
173b	Lower Nurse	Nurse Storage	3' - 0"	7' - 0"	HM	PTD	HM	PTD					
174	Corridor	Lower Nurse	3' - 0"	7' - 0"	HM	PTD	WDHG	CLR					
174A	Lower Nurse	Treat	3' - 0"	7' - 0"	HM	PTD	WD	CLR					
174b	Lower Nurse	Toilet	3' - 0"	7' - 0"	HM	PTD	HM	PTD					
175	Living and Learning Classroom	Corridor	3' - 0"	7' - 0"	HMSH	PTD	WD	CLR					
175a	Living and Learning Classroom	Restroom	3' - 0"	7' - 0"	HM	PTD	HM	PTD					
176a	Corridor	Sensory	3' - 0"	7' - 0"	HMSL	PTD	WD	CLR					
176b	Upper School SPED	Sensory	3' - 0"	7' - 0"	HM	PTD	HMHG	CLR					
177a	Sensory	De-escalation Space	3' - 0"	7' - 0"	HM	PTD	WDNF	CLR					
177b	Upper School SPED	De-escalation Space	3' - 0"	7' - 0"	HM	PTD	WDNF	CLR					
178	Upper School SPED	Corridor	3' - 0"	7' - 0"	HMSH	PTD	WD	CLR					
179	Corridor	Chemical Storage	3' - 0"	7' - 0"	HM	PTD	WD	PTD					
180	8th Grade Science Classroom	Prep	3' - 0"	7' - 0"	HM	PTD	WDHG	CLR					
181	8th Grade Science Classroom	Corridor	3' - 0"	7' - 0"	HMSH	PTD	WD	CLR					
182	7th Grade Science Classroom	Corridor	3' - 0"	7' - 0"	HMSH	PTD	WD	CLR					
183	7th Grade Science Classroom	Prep	3' - 0"	7' - 0"	HM	PTD	WDFG	CLR					
184	6th Grade Science Classroom	Prep	3' - 0"	7' - 0"	HM	PTD	WDHG	CLR					
185	6th Grade Science Classroom	Corridor	3' - 0"	7' - 0"	HMSH	PTD	WD	CLR					
186	Health	Corridor	3' - 0"	7' - 0"	HMSH	PTD	WD	CLR					
187	Emergency	Corridor	6' - 0"	7' - 0"	HM	PTD	HMHM	PTD					
188	Telecom	Corridor	6' - 0"	7' - 0"	HM	PTD	HMHM	PTD					
189	Corridor	OT/PT	3' - 0"	7' - 0"	HMSH	PTD	WD	CLR					
190	Corridor	OT/PT	3' - 0"	7' - 0"	HMSH	PTD	WD	CLR					
OH-1	Lower School SPED	Lower School SPED	6' - 3 1/2"	4' - 0"									
OH-2	Dining	Kitchen	16' - 3 1/4"	12' - 0"									
OH-3	Dining	Kitchen	16' - 3 1/4"	12' - 0"									
OH-4	Dining	Kitchen	16' - 3 1/4"	12' - 0"									

Finegold Alexander Architects

PROJECT TEAM:

OWNER:
Leicester Public School
3 Washburn Sq. 3rd Floor
Leicester, MA 01524

Structural Engineer
RSE Associates, Inc.
63 Pleasant St. Ste. 200
Watertown, MA 02472
T: 617.926.9300

MPFP Engineer
BLW Engineers, Inc.
311 Great Road, Post Office Box 1551
Littleton, MA 01460
T: 978.486.4301

Landscape Architect
Warner Larson Landscape Architects
130 West Broadway
Boston, MA 02127
T: 617.464.1440

Electrical Engineer
ART Engineering
38 Front St. Flr 3
Worcester, MA 01608
T: 508.797.7071

Civil Engineer
Nitsch Engineering
2 Center Plaza, Suite 430
Boston, MA 02108
T: 617.338.0063

Geotechnical Engineer
McPhail Associates, LLC
2269 Massachusetts Ave.
Cambridge, MA 02140
T: 617.868.1420

Code Consultant
Jensen Hughes
1 Lincoln St.
Boston, MA 02111
T: 508.538.9409

Kitchen Consultant
Crabtree McGrath Associates, Inc.
161 West Main Street
Georgetown, MA 01833
T: 978.352.8500

Owners Project Manager
NV5
70 Fargo Street, Suite 800
Boston, MA 02210

KEY PLAN:

NORTH

SEAL:

PRELIMINARY
NOT FOR
CONSTRUCTION

PROJECT INFORMATION:

Leicester Middle School

70 Winslow Ave.
Leicester, MA 01524

PROJECT #: 201601510015
PROJECT ISSUE DATE: 02/13/2020
PROJECT STATUS: Schematic Design

SHEET NAME:

Door Schedule

DRAWING HISTORY:

NO.	DATE	DESCRIPTION

SHEET #:

A610

C:\Users\bpearcy\Documents\Leicester School_(Central)_ARC2019_bpearcy.rvt
2/5/2020 1:34:25 PM

General Notes

1. Provide interior gasket and drop down recessed seal on all interior learning and administration space doors
2. For veneers, clear finish maple, quarter sawn.
3. Maximum slope at thresholds not to exceed 1/4" per code.
4. Thresholds must comply with MAAB.
5. All glazing in doors and adjacent sidelites to be tempered per code requirements.
6. All thresholds are to be centered under doors.

Legend- Finish Materials Comments

1. Comments

Abbreviations

AL	Aluminum
CLR	Clear Finish
HM	Hollow Metal
CW	Curtain Wall
SF	Storefront
WD	Wood
PTD	Painted

Panel Types

WDFG
Wood Full
Glass Panels

HMHG or WDHG
Hollow Metal Half Glass or
Wood Half Glass Panels

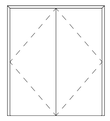

HMHM
Double Hollow Metal Panles

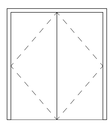

DSWE
Double Swinging Egress
Hollow Metal Panels

WD or HM
Flush Wood or
Hollow Metal Panel

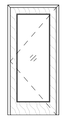

WDFG
Wood Full
Glass Panel

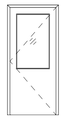

WDHG
Wood Half
Glass Panel

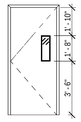

HMN
Hollow Metal
Narrow Lite

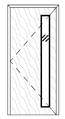

WDNF
Wood Narrow Lite
Full Height

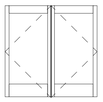

DACW
Aluminum Full
Glass Panels

DASF
Aluminum Full
Glass Panels

DAL
Interior
Aluminum Full
Glass Panels

ALSF
Aluminum Full
Glass Panels

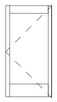

AL
Aluminum Full
Glass Panels

Frame Types

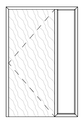

HMSL
Hollow Metal Side Lite -
Latch Side

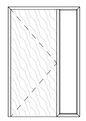

HMSH
Hollow Metal Side Lite -
Hinge Side

HM
Metal Panel

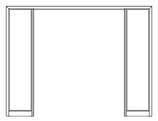

ALDS
Aluminum Double Side Lite

AL
Interior Aluminum

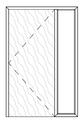

ALSL
Interior Aluminum Side Lite

Doors - Schedule - Second, Third and Roof

Mark	From Room: Name	To Room: Name	Width	Height	Frame		Panel		Details			Hardware	Comments
					Frame Type Mark	Frame Finish	Panel Type Mark	Panel Finish	Jamb Type	Head Type	Threshold Type	Hardware Set	
Level 2													
005	Corridor	Stair 2	6' - 0"	7' - 0"	HM	PTD	HMHM	PTD					45 min. rated
006	Corridor	Stair 4	3' - 0"	7' - 0"	HM	PTD	HMN	PTD					45 min. rated
007	Corridor	Stair 1	6' - 0"	7' - 0"	HM	PTD	HMHM	PTD					45 min. rated
008	Corridor	Stair 3	3' - 0"	7' - 0"	HM	PTD	HMN	PTD					45 min. rated
169a		Vestibule	6' - 0"	7' - 0"	DACW		CW						
202	School Commons	Lower School SPED	3' - 0"	7' - 0"	HMSH	PTD	WD	CLR					
203	School Commons	Lower School Intervention	3' - 0"	7' - 0"	HMSH	PTD	WD	CLR					
204	School Commons	Assist. Princip.	3' - 0"	7' - 0"	HMSL	PTD	WD	CLR					
205	Assist. Princip.	Supervisory	3' - 0"	7' - 0"	HM	PTD	WDFG	CLR					
206	School Commons	Team	3' - 0"	7' - 0"	HMSL	PTD	WD	CLR					
207	School Commons	Conference Room	3' - 0"	7' - 0"	HMSL	PTD	WD	CLR					
208	School Commons	Team	3' - 0"	7' - 0"	HMSL	PTD	WD	CLR					
209	2nd Grade Classroom	Flex Learning	3' - 0"	7' - 0"	HMSH	PTD	WD	CLR					
211	Flex Learning	Teacher Planning	3' - 0"	7' - 0"	HMSH	PTD	WD	CLR					
212	Flex Learning	Restroom	3' - 0"	7' - 0"	HM	PTD	HM	PTD					
213	Corridor	School Commons	6' - 0"	7' - 0"	HM	PTD	DSWE	PTD					
214	2nd Grade Classroom	Corridor	3' - 0"	7' - 0"	HMSH	PTD	WD	CLR					
214a	2nd Grade Classroom	2nd Grade Classroom	3' - 0"	7' - 0"	HM	PTD	HM	PTD					
215	2nd Grade Classroom	Corridor	3' - 0"	7' - 0"	HMSH	PTD	WD	CLR					
216	Lower School SPED	Corridor	3' - 0"	7' - 0"	HMSH	PTD	WD	CLR					
217	1st Grade Classroom	Corridor	3' - 0"	7' - 0"	HMSH	PTD	WD	CLR					
217a	1st Grade Classroom	1st Grade Classroom	3' - 0"	7' - 0"	HM	PTD	HM	PTD					
218	1st Grade Classroom	Corridor	3' - 0"	7' - 0"	HMSH	PTD	WD	CLR					
219	1st Grade Classroom	Corridor	3' - 0"	7' - 0"	HMSH	PTD	WD	CLR					
219a	1st Grade Classroom	1st Grade Classroom	3' - 0"	7' - 0"	HM	PTD	HM	PTD					
220	1st Grade Classroom	Corridor	3' - 0"	7' - 0"	HMSH	PTD	WD	CLR					
220a	1st Grade Classroom	Flex Learning	3' - 0"	7' - 0"	HMSH	PTD	WD	CLR					
222	2nd Grade Classroom	Corridor	3' - 0"	7' - 0"	HMSH	PTD	WD	CLR					
222a	2nd Grade Classroom	Flex Learning	3' - 0"	7' - 0"	HMSH	PTD	WD	CLR					
223	Telecom	Corridor	6' - 0"	7' - 0"	HM	PTD	HMHM	PTD					
224	Emergency	Corridor	6' - 0"	7' - 0"	HM	PTD	HMHM	PTD					90 min. rated
225	Corridor	Custodial	3' - 0"	7' - 0"	HM	PTD	HM	PTD					
228	Electrical	School Commons	3' - 0"	7' - 0"	HM	PTD	HM	PTD					90 min. rated
230	School Commons	Sensory	3' - 0"	7' - 0"	HM	PTD	WDNF	CLR					
231	Substantially Seperate Classrom	De-escalation Space	3' - 0"	7' - 0"	HM	PTD	WDFG	PTD					
232	School Commons	Substantially Seperate Classrom	3' - 0"	7' - 0"			ALCW						
233a	School Commons	Lower School Art	3' - 0"	7' - 0"			ALCW						
233b	School Commons	Lower School Art	3' - 0"	7' - 0"			ALCW						
233c	Upper School Art	Lower School Art	3' - 0"	7' - 0"	HM	PTD	HM	PTD					
234	Lower School Art	Workroom	3' - 0"	7' - 0"	HM	PTD	WDHG	CLR					
235a	School Commons	Upper School Art	3' - 0"	7' - 0"			ALCW						
235b	School Commons	Upper School Art	3' - 0"	7' - 0"			ALCW						
236	Upper School Art	Workroom	3' - 0"	7' - 0"	HM	PTD	WDHG	CLR					
237	Electrical	School Commons	3' - 0"	7' - 0"	HM	PTD	HM	PTD					90 min. rated
240a	School Commons	Media Center	6' - 0"	7' - 0"	DASF		SF						
240b	School Commons	Media Center	6' - 0"	7' - 0"	DASF		SF						
240c	Media Center	Flex Learning	6' - 0"	7' - 0"	HM	PTD	WDHG	CLR					
241	Lower School Maker Space	School Commons	3' - 0"	7' - 0"	HMSH	PTD	WD	CLR					
241a	Media Center	Lower School Maker Space	3' - 0"	7' - 0"	HM	PTD	WDHG	CLR					
242	Upper School Maker Space	School Commons	3' - 0"	7' - 0"	HMSH	ptd	WD	CLR					
242a	Media Center	Upper School Maker Space	3' - 0"	7' - 0"	HM	PTD	WDHG	CLR					
243	Flex Learning	Upper School Intervention	3' - 0"	7' - 0"	HMSH	PTD	WD	CLR					
245	Flex Learning	Teacher Planning	3' - 0"	7' - 0"	HMSH	PTD	WD	CLR					
246	Flex Learning	Staff Restroom	3' - 0"	7' - 0"	HM	PTD	HM	PTD					
247	Corridor	School Commons	6' - 0"	7' - 0"	HM	PTD	DSWE	PTD					
248	Corridor	6th Grade Classroom	3' - 0"	7' - 0"	HMSH	PTD	WD	CLR					
248a	6th Grade Classroom	6th Grade Classroom	3' - 0"	7' - 0"	HM	PTD	WDFG	PTD					
249	Corridor	6th Grade Classroom	3' - 0"	7' - 0"	HMSH	PTD	WD	CLR					
250	Upper School SPED	Corridor	3' - 0"	7' - 0"	HMSH	PTD	WD	CLR					
251	5th Grade Classroom	Corridor	3' - 0"	7' - 0"	HMSH	PTD	WD	CLR					
251a	5th Grade Classroom	5th Grade Classroom	3' - 0"	7' - 0"	HM	PTD	HM	PTD					
252	5th Grade Classroom	Corridor	3' - 0"	7' - 0"	HMSH	PTD	WD	CLR					
253	5th Grade Classroom	Corridor	3' - 0"	7' - 0"	HMSH	PTD	WD	CLR					
253a	5th Grade Classroom	5th Grade Classroom	3' - 0"	7' - 0"	HM	PTD	WDFG	PTD					
254	5th Grade Classroom	Corridor	3' - 0"	7' - 0"	HMSH	PTD	WD	CLR					
254b	5th Grade Classroom	Flex Learning	3' - 0"	7' - 0"	HMSH	PTD	WD	CLR					
256	Emergency	Corridor	6' - 0"	7' - 0"	HM	PTD	HMHM	PTD					90 min. rated
257	Telecom	Corridor	6' - 0"	7' - 0"	HM	PTD	HMHM	PTD					
258	6th Grade Classroom	Corridor	3' - 0"	7' - 0"	HMSH	PTD	WD	CLR					
258b	6th Grade Classroom	6th Grade Classroom	3' - 0"	7' - 0"	HM	PTD	WDFG	PTD					
258c	6th Grade Classroom	Flex Learning	3' - 0"	7' - 0"	HMSH	PTD	WD	CLR					
259	6th Grade Classroom	Corridor	3' - 0"	7' - 0"	HMSH	PTD	WD	CLR					
Level 3													
009	Corridor	Stair 2	6' - 0"	7' - 0"	HM	PTD	HMHM	PTD					45 min. rated
010	Corridor	Stair 4	3' - 0"	7' - 0"	HM	PTD	HMN	PTD					45 min. rated
011	Corridor	Stair 1	6' - 0"	7' - 0"	HM	PTD	HMHM	PTD					45 min. rated
012	Corridor	Stair 3	3' - 0"	7' - 0"	HM	PTD	HMN	PTD					45 min. rated
255	Corridor		3' - 0"	7' - 0"	HM		HM						
302	ESL/Speech	Corridor	3' - 0"	7' - 0"	HMSH	PTD	WD	CLR					
303	Lower School SPED	Corridor	3' - 0"	7' - 0"	HMSH	PTD	WD	CLR					
305	4th Grade Classroom	Corridor	3' - 0"	7' - 0"	HMSH	PTD	WD	CLR					
305a	Flex Learning	4th Grade Classroom	3' - 0"	7' - 0"	HMSH	PTD	WD	CLR					
307a	Flex Learning	Teacher Planning	3' - 0"	7' - 0"	HMSH	PTD	WD	CLR					
308	Flex Learning	Staff Restroom	3' - 0"	7' - 0"	HM	PTD	WDFG	PTD					
309	Corridor	Corridor	6' - 0"	7' - 0"	HM	PTD	DSWE	PTD					
310	4th Grade Classroom	Corridor	3' - 0"	7' - 0"	HMSH	PTD	WD	CLR					
310a	4th Grade Classroom	4th Grade Classroom	3' - 0"	7' - 0"	HM	PTD	WDFG	PTD					
311	4th Grade Classroom	Corridor	3' - 0"	7' - 0"	HMSH	PTD	WD	CLR					
312	Substantially Separate Classroom	Corridor	3' - 0"	7' - 0"	HMSH	PTD	WD	CLR					
312A	Substantially Separate Classroom	De-Escalation Space	3' - 0"	7' - 0"	HM		WD						
313	3rd Grade Classroom	Corridor	3' - 0"	7' - 0"	HMSH	PTD	WD	CLR					
313a	3rd Grade Classroom	3rd Grade Classroom	3' - 0"	7' - 0"	HM	PTD	WDFG	PTD					
314	3rd Grade Classroom	Corridor	3' - 0"	7' - 0"	HMSH	PTD	WD	CLR					
315	3rd Grade Classroom	Corridor	3' - 0"	7' - 0"	HMSH	PTD	WD	CLR					
315a	3rd Grade Classroom	3rd Grade Classroom	3' - 0"	7' - 0"	HM	PTD	WDFG	PTD					
316	3rd Grade Classroom	Corridor	3' - 0"	7' - 0"	HMSH	PTD	WD	CLR					
316a	3rd Grade Classroom	Flex Learning	3' - 0"	7' - 0"	HMSH	PTD	WD	CLR					
318	4th Grade Classroom	Corridor	3' - 0"	7' - 0"	HMSH	PTD	WD	CLR					
318a	4th Grade Classroom	Flex Learning	3' - 0"	7' - 0"	HMSH	PTD	WD	CLR					
319	Telecom	Corridor	6' - 0"	7' - 0"	HM	PTD	HMHM	PTD					
320	Emergency	Corridor	6' - 0"	7' - 0"	HM	PTD	HMHM	PTD					
321	Corridor	Custodial	3' - 0"	7' - 0"	HM	PTD	WDFG	PTD					
324	Electrical	Corridor	3' - 0"	7' - 0"	HM	PTD	HM	PTD					
325	Corridor	3rd-4th Grade STE	3' - 1"	7' - 0"			WDFG						
326	3rd-4th Grade STE	STE Stor	3' - 0"	7' - 0"	HM	PTD	HM	PTD					
327	5th-6th STEM	Corridor	3' - 0"	7' - 0"			WDFG						
328	7th-8th STEM	Corridor	3' - 0"	7' - 0"			WDFG						
329	Assist. Principal	Corridor	3' - 0"	7' - 0"			WDFG						
330	Assist. Principal	Supervisory	3' - 0"	7' - 0"	HM	PTD	HM	PTD					
331	Electrical	Corridor	3' - 0"	7' - 0"	HM	PTD	HM	PTD					
335	Flex Learning	Restroom	3' - 0"	7' - 0"	HM		HM						
336	Flex Learning	Teacher Planning	3' - 0"	7' - 0"	HMSH	PTD	WD	CLR					
337	Corridor	Corridor	6' - 0"	7' - 0"	HM		DSWE						
338	Upper School SPED	Corridor	3' - 0"	7' - 0"	HMSH	PTD	WD	CLR					
339	7th Grade Classroom	Corridor	3' - 0"	7' - 0"	HMSH	PTD	WD	CLR					
339a	7th Grade Classroom	7th Grade Classroom	3' - 0"	7' - 0"	HM	PTD	WDFG	PTD					
340	7th Grade Classroom	Corridor	3' - 0"	7' - 0"	HMSH	PTD	WD	CLR					
341	8th Grade Classroom	Corridor	3' - 0"	7' - 0"	HMSH	PTD	WD	CLR					
341a	8th Grade Classroom	8th Grade Classroom	3' - 0"	7' - 0"	HM	PTD	WDFG	PTD					
342	8th Grade Classroom	Corridor	3' - 0"	7' - 0"	HMSH	PTD	WD	CLR					
343	8th Grade Classroom	Corridor	3' - 0"	7' - 0"	HMSH	PTD	WD	CLR					
343a	8th Grade Classroom	8th Grade Classroom	3' - 0"	7' - 0"	HM	PTD	WDFG	PTD					
344	8th Grade Classroom	Corridor	3' - 0"	7' - 0"	HMSH	PTD	WD	CLR					
344a	8th Grade Classroom	Flex Learning	3' - 0"	7' - 0"	HMSH	PTD	WD	CLR					
346	Emergency	Corridor	6' - 0"	7' - 0"	HM	PTD	HMHM	PTD					
347	Telecom	Corridor	6' - 0"	7' - 0"	HM	PTD	HMHM	PTD					
348	7th Grade Classroom	Corridor	3' - 0"	7' - 0"	HMSH	PTD	WD	CLR					
348a	7th Grade Classroom	Flex Learning	3' - 0"	7' - 0"	HMSH	PTD	WD	CLR					
348b	7th Grade Classroom	7th Grade Classroom	3' - 0"	7' - 0"	HM	PTD	WDFG	CLR					
349	7th Grade Classroom	Corridor	3' - 0"	7' - 0"	HMSH	PTD	WD	CLR					
OH-5			17' - 3 1/2"	8' - 0"									
Roof													
013			3' - 0"	7' - 0"	HM	PTD	HM	PTD					
014			3' - 0"	7' - 0"	HM	PTD	HM	PTD					

Finegold Alexander Architects

PROJECT TEAM:

OWNER:
Leicester Public School
3 Washburn Sq. 3rd Floor
Leicester, MA 01524

Structural Engineer
RSE Associates, Inc.
63 Pleasant St. Ste. 200
Watertown, MA 02472
T: 617.926.9300

MPFP Engineer
BLW Engineers, Inc.
311 Great Road, Post Office Box 1551
Littleton, MA 01460
T: 978.486.4301

Landscape Architect
Warner Larson Landscape Architects
130 West Broadway
Boston, MA 02127
T: 617.464.1440

Electrical Engineer
ART Engineering
38 Front St. Flr 3
Worcester, MA 01608
T: 508.797.7071

Civil Engineer
Nitsch Engineering
2 Center Plaza, Suite 430
Boston, MA 02108
T: 617.338.0063

Geotechnical Engineer
McPhail Associates, LLC
2269 Massachusetts Ave.
Cambridge, MA 02140
T: 617.868.1420

Code Consultant
Jensen Hughes
1 Lincoln St.
Boston, MA 02111
T: 508.538.9409

Kitchen Consultant
Crabtree McGrath Associates, Inc.
161 West Main Street
Georgetown, MA 01833
T: 978.352.8500

Owners Project Manager
NV5
70 Fargo Street, Suite 800
Boston, MA 02210

KEY PLAN:

NORTH

SEAL:

PRELIMINARY
NOT FOR
CONSTRUCTION

PROJECT INFORMATION:

Leicester Middle School

70 Winslow Ave.
Leicester, MA 01524

PROJECT #: 201601510015
PROJECT ISSUE DATE: 02/13/2020
PROJECT STATUS: Schematic Design

SHEET NAME:

Door Schedule

DRAWING HISTORY:

NO.	DATE	DESCRIPTION

SHEET #:

A611

C:\Users\bpearcy\Documents\Leicester School_(Central)_ARC2019_bpearcy.rvt
2/5/2020 1:34:28 PM

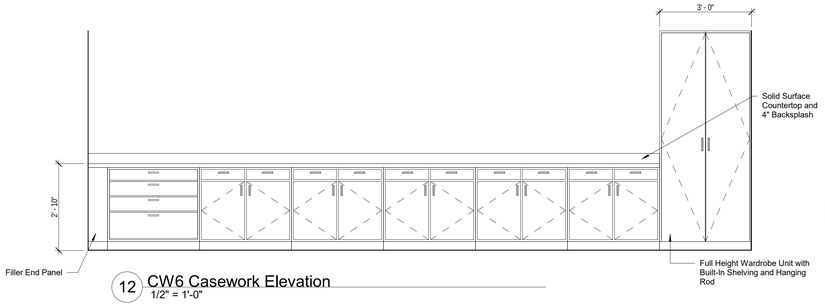

12 CW6 Casework Elevation
1/2" = 1'-0"

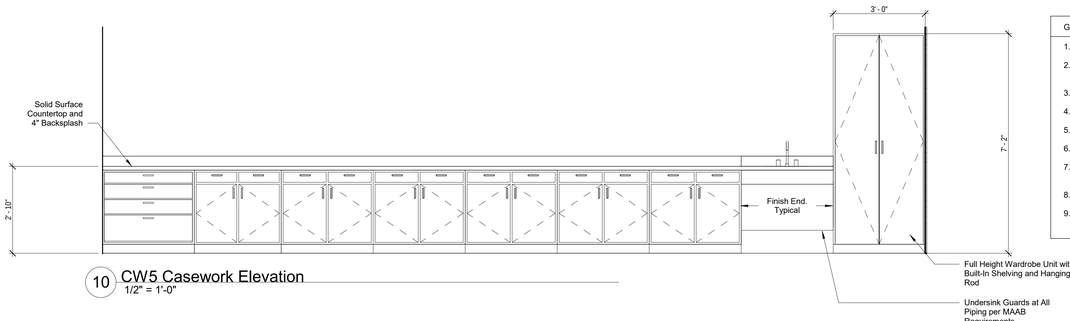

10 CW5 Casework Elevation
1/2" = 1'-0"

General Casework Notes	
1.	All Casework to be lockable.
2.	Provide soft close drawer glides and door hinges at all casework.
3.	All blocking is fire retardant treated.
4.	All plywood shall be formaldehyde free.
5.	Provide blocking at all base and wall cabinets.
6.	Field verify all dimensions.
7.	All exposed ends to be finished with clear maple on 3/4" plywood.
8.	Provide hardwood edges at all exposed edges.
9.	Provide maple shoe base scribed to floor at all casework.

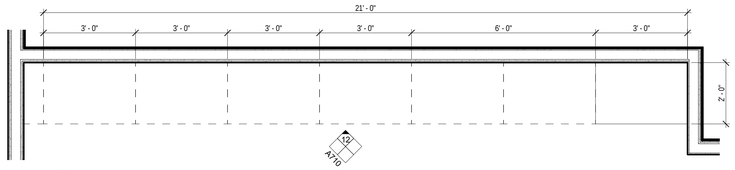

11 CW6 Enlarged Casework Plan
1/2" = 1'-0"

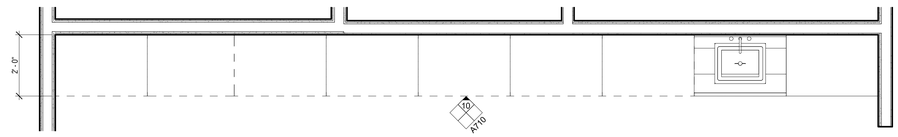

9 CW5 Casework Plan
1/2" = 1'-0"

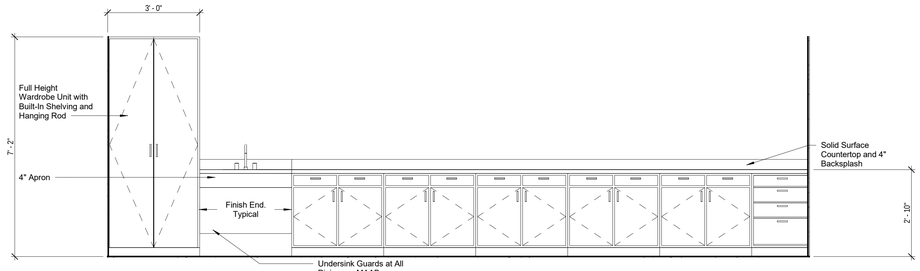

8 CW4 Casework Elevation
1/2" = 1'-0"

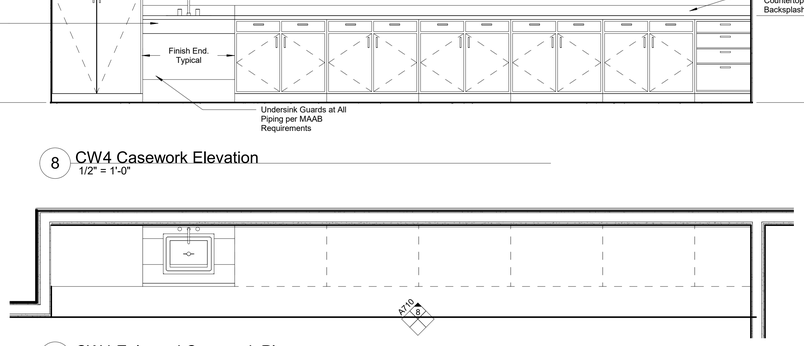

7 CW4 Enlarged Casework Plan
1/2" = 1'-0"

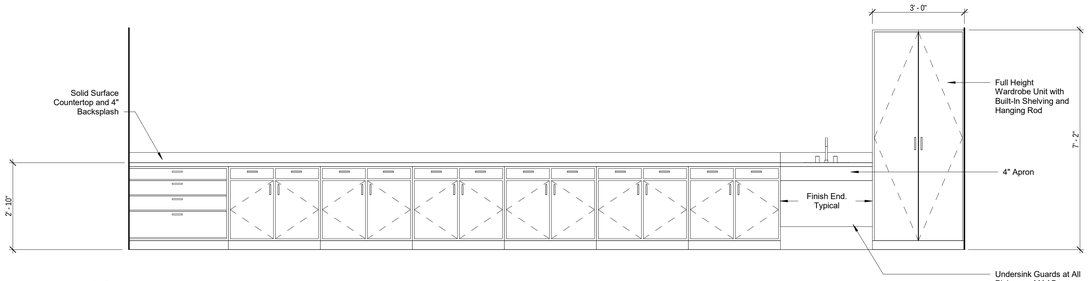

6 CW3 Casework Elevation
1/2" = 1'-0"

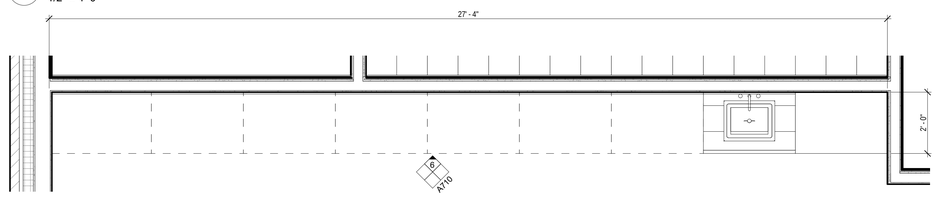

5 CW3 Enlarged Casework Plan
1/2" = 1'-0"

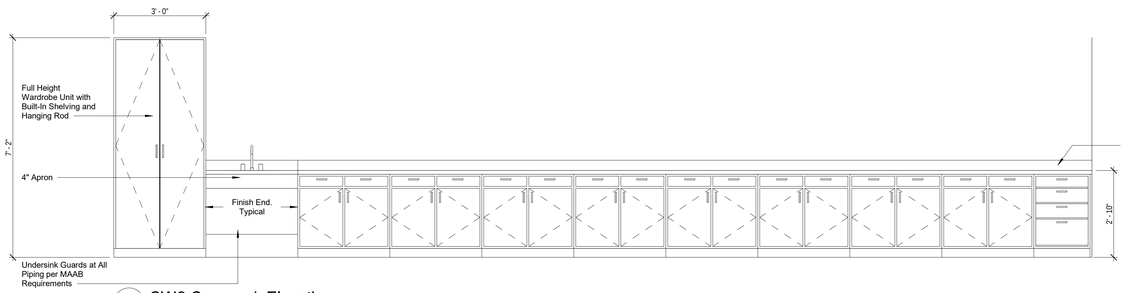

4 CW2 Casework Elevation
1/2" = 1'-0"

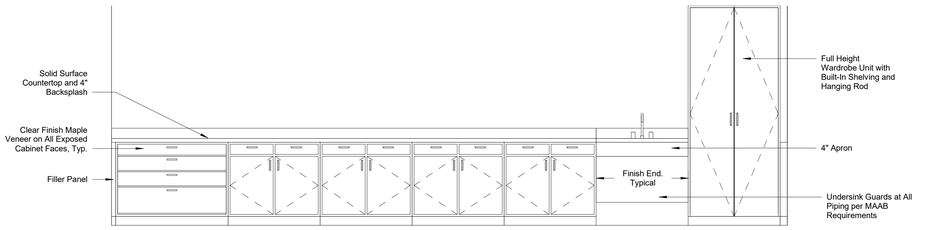

2 CW1 Casework Elevation
1/2" = 1'-0"

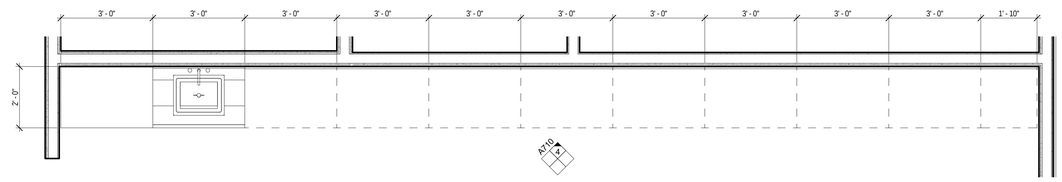

3 CW2 Enlarged Plan
1/2" = 1'-0"

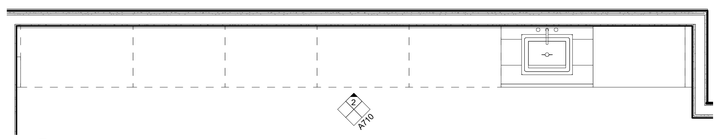

1 CW1 Enlarged Casework Plan
1/2" = 1'-0"

C:\Users\bpearcy\Documents\Leicester School_(Central)_ARC2019_bpearcy.rvt
2/5/2020 1:34:33 PM

Finegold Alexander Architects

PROJECT TEAM:

OWNER:
Leicester Public School
3 Washburn Sq. 3rd Floor
Leicester, MA 01524

Structural Engineer
RSE Associates, Inc.
63 Pleasant St. Ste. 200
Watertown, MA 02472
T: 617.926.9300

MPFP Engineer
BLW Engineers, Inc.
311 Great Road, Post Office Box 1551
Littleton, MA 01460
T: 978.486.4301

Landscape Architect
Warner Larson Landscape Architects
130 West Broadway
Boston, MA 02127
T: 617.464.1440

Electrical Engineer
ART Engineering
38 Front St. Flr 3
Worcester, MA 01608
T: 508.797.7071

Civil Engineer
Nitsch Engineering
2 Center Plaza, Suite 430
Boston, MA 02108
T: 617.338.0063

Geotechnical Engineer
McPhail Associates, LLC
2269 Massachusetts Ave.
Cambridge, MA 02140
T: 617.868.1420

Code Consultant
Jensen Hughes
1 Lincoln St.
Boston, MA 02111
T: 508.538.9409

Kitchen Consultant
Crabtree McGrath Associates, Inc.
161 West Main Street
Georgetown, MA 01833
T: 978.352.8500

Owners Project Manager
NV5
70 Fargo Street, Suite 800
Boston, MA 02210

KEY PLAN:

NORTH

SEAL:

PRELIMINARY NOT FOR CONSTRUCTION

PROJECT INFORMATION:

Leicester Middle School

70 Winslow Ave.
Leicester, MA 01524

PROJECT #: 201601510015
PROJECT ISSUE DATE: 02/13/2020
PROJECT STATUS: Schematic Design

SHEET NAME:

Millwork Plans and Elevations

DRAWING HISTORY:

NO.	DATE	DESCRIPTION

SHEET #:

A710

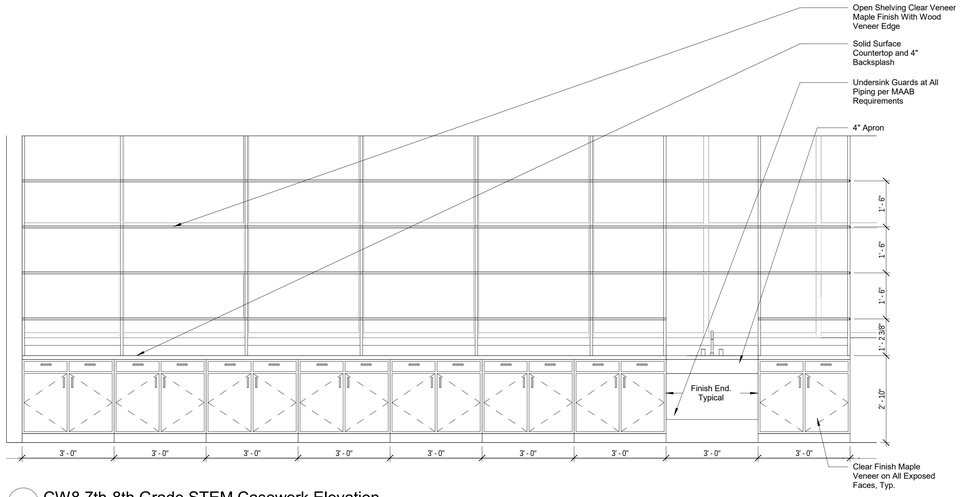

7 CW8 7th-8th Grade STEM Casework Elevation
1/2" = 1'-0"

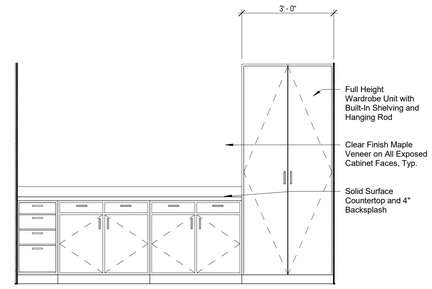

6 CW7 Enlarged Elevation
1/2" = 1'-0"

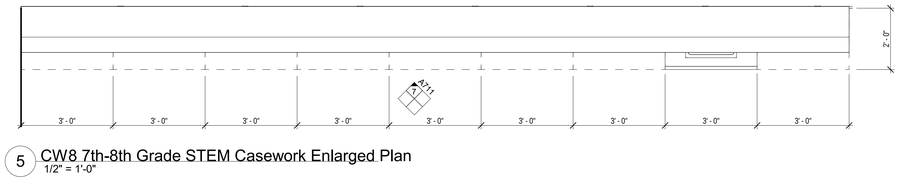

5 CW8 7th-8th Grade STEM Casework Enlarged Plan
1/2" = 1'-0"

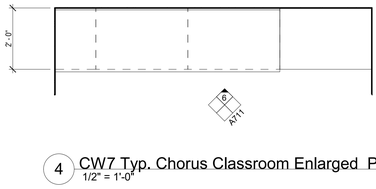

4 CW7 Typ. Chorus Classroom Enlarged Plan
1/2" = 1'-0"

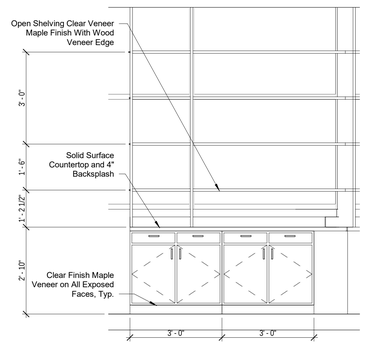

3 CW9 5th-6th Grade Stem Casework Elevation
1/2" = 1'-0"

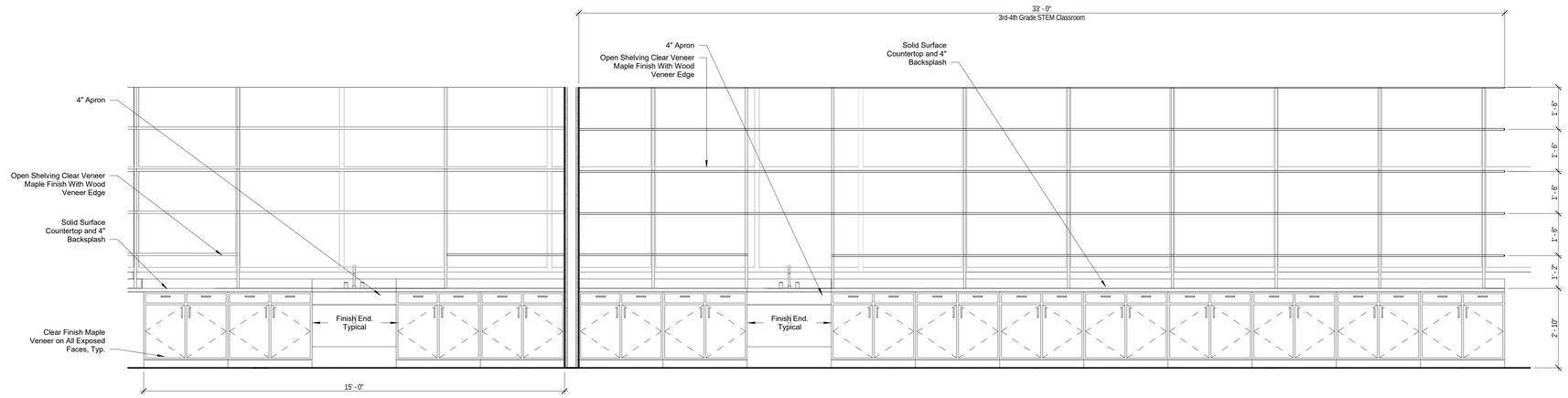

2 CW9 3rd-4th Grade STEM & 5th-6th Casework Elevation
1/2" = 1'-0"

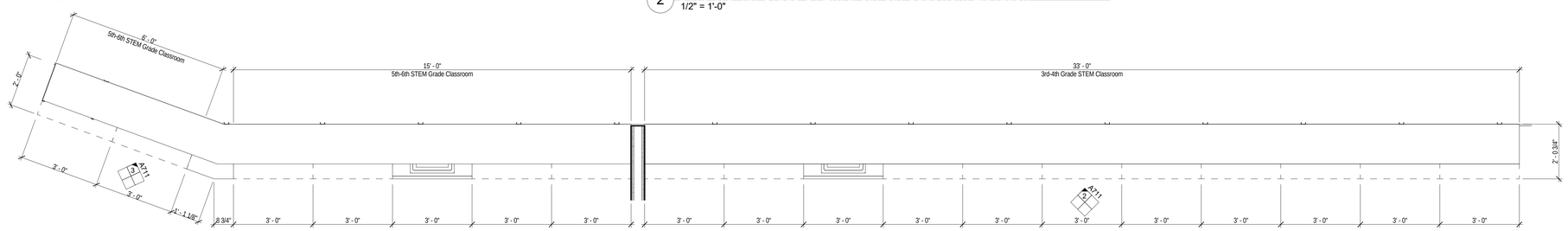

1 CW9 3rd-4th Grade STEM & 5th-6th Enlarged Casework Plan
1/2" = 1'-0"

C:\Users\bpearcy\Documents\Leicester School_(Central)_ARC2019_bpearcy.rvt
2/5/2020 1:34:36 PM

Finegold Alexander Architects

PROJECT TEAM:

OWNER:
Leicester Public School
3 Washburn Sq. 3rd Floor
Leicester, MA 01524

Structural Engineer
RSE Associates, Inc.
63 Pleasant St. Ste. 200
Watertown, MA 02472
T: 617.926.9300

MPFP Engineer
BLW Engineers, Inc.
311 Great Road, Post Office Box 1551
Littleton, MA 01460
T: 978.486.4301

Landscape Architect
Warner Larson Landscape Architects
130 West Broadway
Boston, MA 02127
T: 617.464.1440

Electrical Engineer
ART Engineering
38 Front St. Flr 3
Worcester, MA 01608
T: 508.797.7071

Civil Engineer
Nitsch Engineering
2 Center Plaza, Suite 430
Boston, MA 02108
T: 617.338.0063

Geotechnical Engineer
McPhail Associates, LLC
2269 Massachusetts Ave.
Cambridge, MA 02140
T: 617.868.1420

Code Consultant
Jensen Hughes
1 Lincoln St.
Boston, MA 02111
T: 508.538.9409

Kitchen Consultant
Crabtree McGrath Associates, Inc.
161 West Main Street
Georgetown, MA 01833
T: 978.352.8500

Owners Project Manager
NV5
70 Fargo Street, Suite 800
Boston, MA 02210

KEY PLAN:

NORTH

SEAL:

PRELIMINARY NOT FOR CONSTRUCTION

PROJECT INFORMATION:
Leicester Middle School

70 Winslow Ave.
Leicester, MA 01524

PROJECT #: 201601510015
PROJECT ISSUE DATE: 02/13/2020
PROJECT STATUS: Schematic Design

SHEET NAME:
Millwork Plans and Elevations

DRAWING HISTORY:

NO.	DATE	DESCRIPTION

SHEET #:
A711

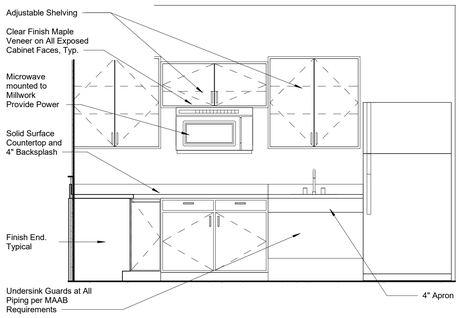

11 CW13 Typ. East Enlarged Casework Elevation
1/2" = 1'-0"

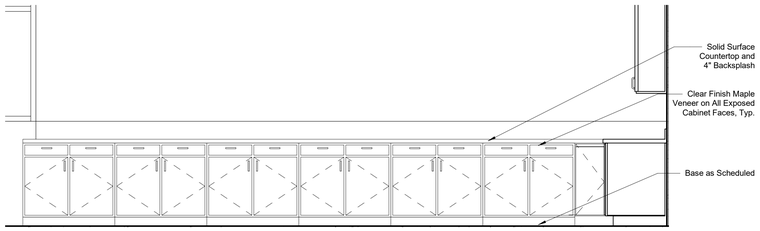

10 CW13 Typ. North Enlarged Sub-Seperate Classroom Casework Elevation
1/2" = 1'-0"

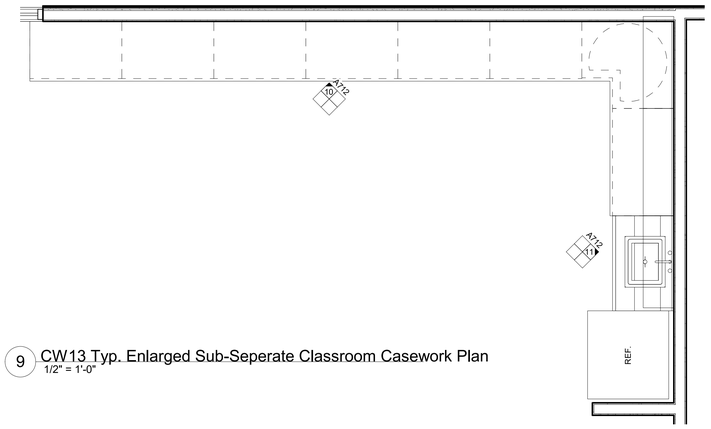

9 CW13 Typ. Enlarged Sub-Seperate Classroom Casework Plan
1/2" = 1'-0"

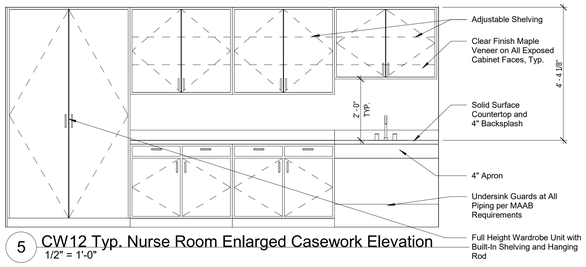

5 CW12 Typ. Nurse Room Enlarged Casework Elevation
1/2" = 1'-0"

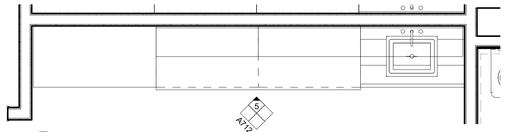

4 CW12 Typ. Nurse Room Enlarged Casework Plan
1/2" = 1'-0"

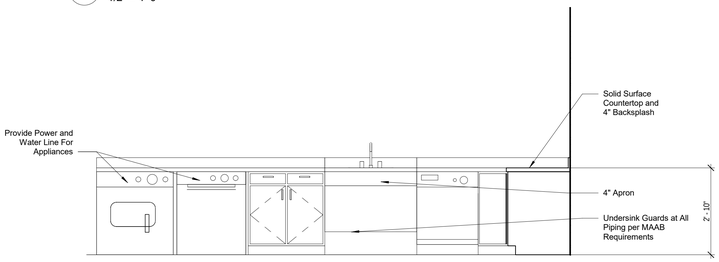

2 CW10 Typ. North Enlarged Living & Learning Casework Elevation
1/2" = 1'-0"

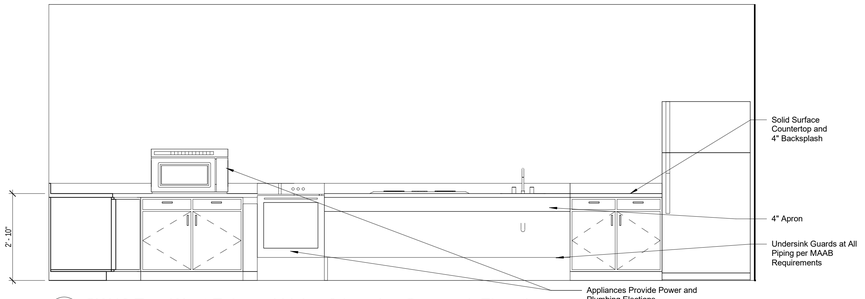

3 CW10 Typ. West Enlarged Living & learning Casework Elevation
1/2" = 1'-0"

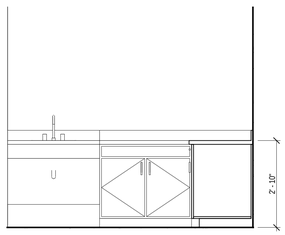

8 CW11 Typ. West Enlarged Casework Elevation
1/2" = 1'-0"

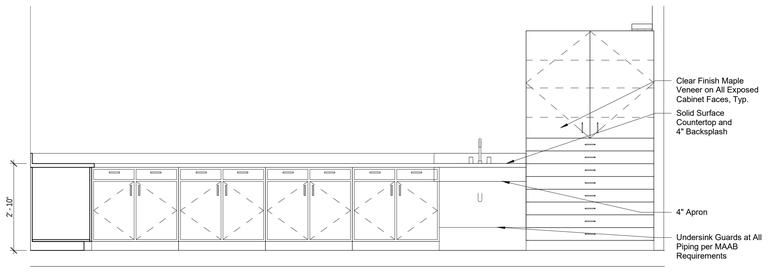

7 CW11 Typ. North Enlarged Lower School Art Casework Elevation
1/2" = 1'-0"

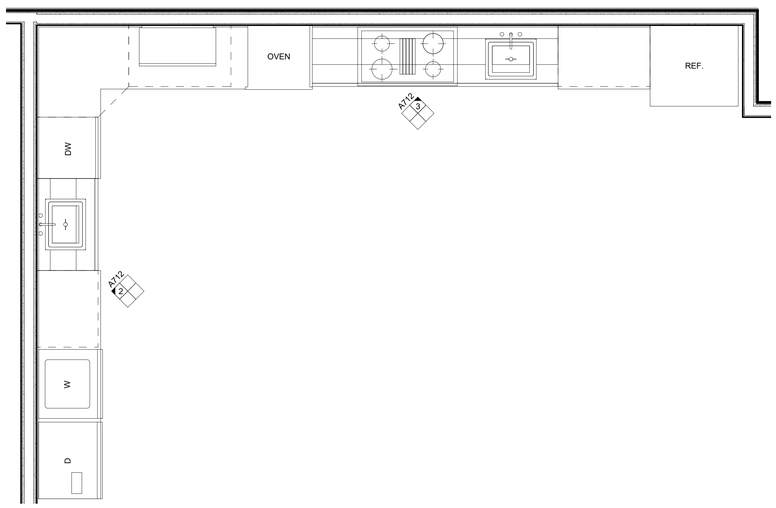

1 CW10 Enlarged Living & Learning Classroom Plan
1/2" = 1'-0"

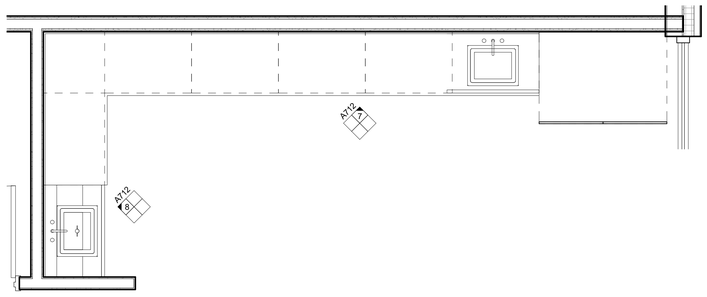

6 CW11 Typ. Enlarged Lower School Art Room Plan
1/2" = 1'-0"

Finegold Alexander Architects

PROJECT TEAM:

OWNER:
Leicester Public School
3 Washburn Sq. 3rd Floor
Leicester, MA 01524

Structural Engineer
RSE Associates, Inc.
63 Pleasant St. Ste. 200
Watertown, MA 02472
T: 617.926.9300

MPFP Engineer
BLW Engineers, Inc.
311 Great Road, Post Office Box 1551
Littleton, MA 01460
T: 978.486.4301

Landscape Architect
Warner Larson Landscape Architects
130 West Broadway
Boston, MA 02127
T: 617.464.1440

Electrical Engineer
ART Engineering
38 Front St. Flr 3
Worcester, MA 01608
T: 508.797.7071

Civil Engineer
Nitsch Engineering
2 Center Plaza, Suite 430
Boston, MA 02108
T: 617.338.0063

Geotechnical Engineer
McPhail Associates, LLC
2269 Massachusetts Ave.
Cambridge, MA 02140
T: 617.868.1420

Code Consultant
Jensen Hughes
1 Lincoln St.
Boston, MA 02111
T: 508.538.9409

Kitchen Consultant
Crabtree McGrath Associates, Inc.
161 West Main Street
Georgetown, MA 01833
T: 978.352.8500

Owners Project Manager
NV5
70 Fargo Street, Suite 800
Boston, MA 02210

KEY PLAN:

NORTH

SEAL:

PRELIMINARY NOT FOR CONSTRUCTION

PROJECT INFORMATION:

Leicester Middle School

70 Winslow Ave.
Leicester, MA 01524

PROJECT #: 201601510015
PROJECT ISSUE DATE: 02/13/2020
PROJECT STATUS: Schematic Design

SHEET NAME:

Millwork Plans and Elevations

DRAWING HISTORY:

NO.	DATE	DESCRIPTION

SHEET #:

A712

C:\Users\bpearcy\Documents\Leicester School_(Central)_ARC2019_bpearcy.rvt
2/5/2020 1:34:40 PM

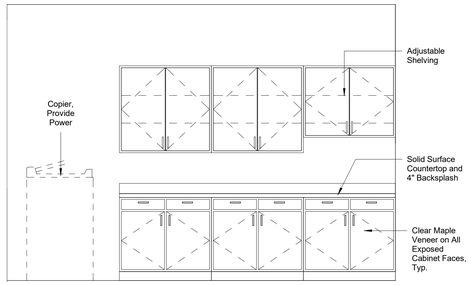

19 CW19 Casework Elevation @ Copy Room
1/2" = 1'-0"

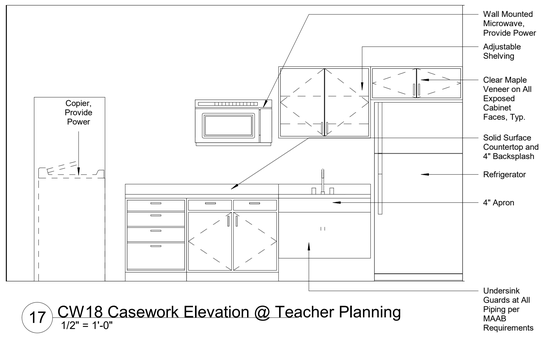

17 CW18 Casework Elevation @ Teacher Planning
1/2" = 1'-0"

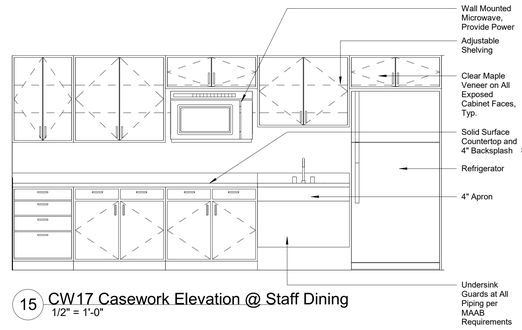

15 CW17 Casework Elevation @ Staff Dining
1/2" = 1'-0"

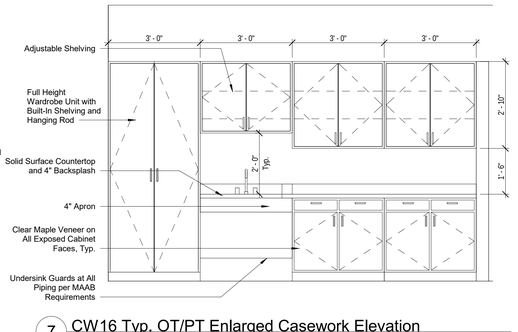

7 CW16 Typ. OT/PT Enlarged Casework Elevation
1/2" = 1'-0"

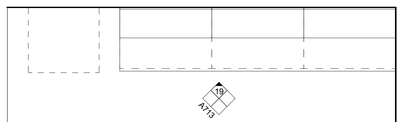

18 CW19 Enlarged Casework Plan @ Copy Room
1/2" = 1'-0"

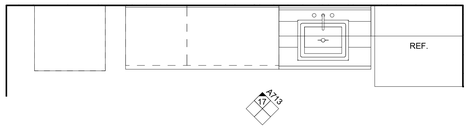

16 CW18 Enlarged Casework Plan @ Teacher Planning
1/2" = 1'-0"

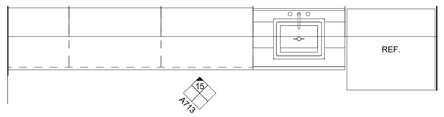

14 CW17 Enlarged Casework Plan @ Staff Dining
1/2" = 1'-0"

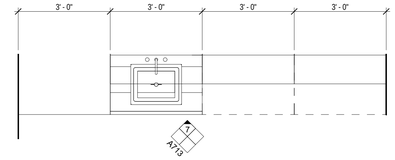

6 CW16 Typ. OT/PT Enlarged Casework Plan
1/2" = 1'-0"

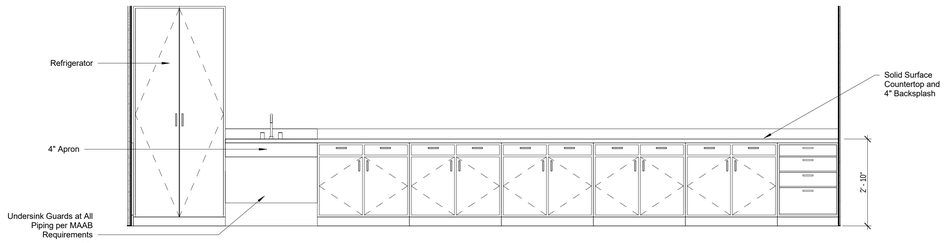

4 CW15 Typ. Classroom Enlarged Casework Elevation
1/2" = 1'-0"

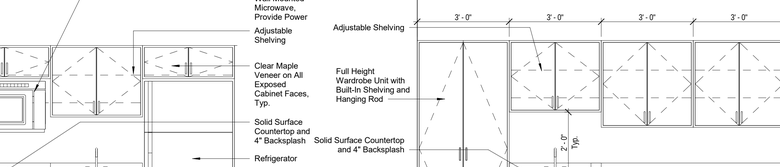

5 CW15 Typ. Classroom Enlarged Casework Plan
1/2" = 1'-0"

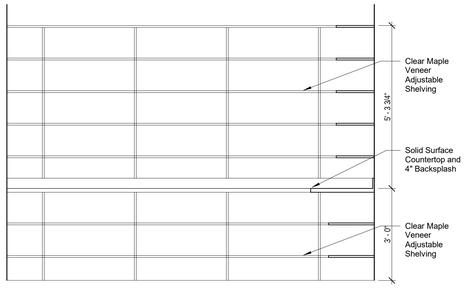

11 CW20 East Casework Elevation @ IT Room
1/2" = 1'-0"

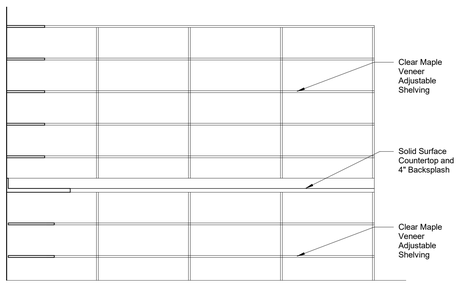

12 CW20 South Casework Elevation @ IT Room
1/2" = 1'-0"

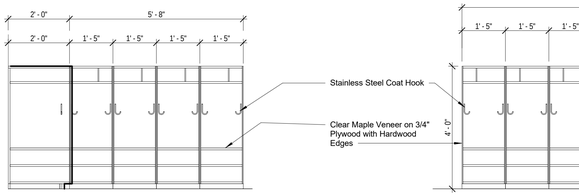

3 CW14 Typ. Pre-K Classroom Enlarged East Elev
1/2" = 1'-0"

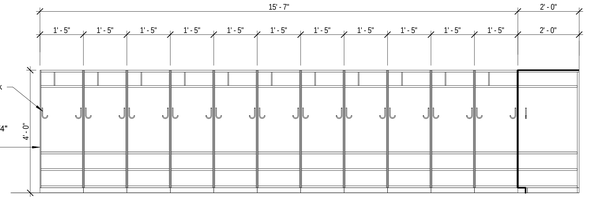

2 CW14 Typ. Pre-K Classroom Enlarged North Elevation
1/2" = 1'-0"

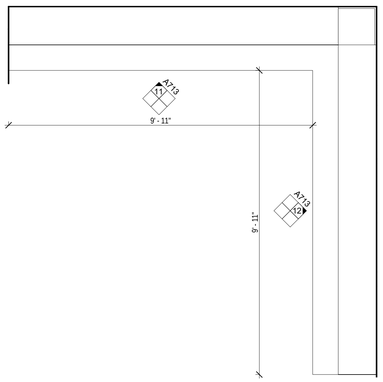

10 CW20 Enlarged Casework Plan @ IT Room
1/2" = 1'-0"

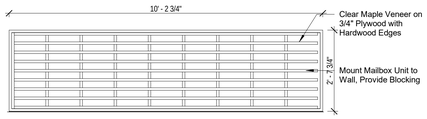

9 CW21 Enlarged Mailbox Casework Elevation
1/2" = 1'-0"

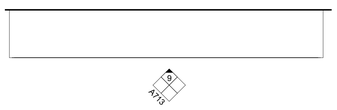

8 CW21 Enlarged Mailbox Casework Plan
1/2" = 1'-0"

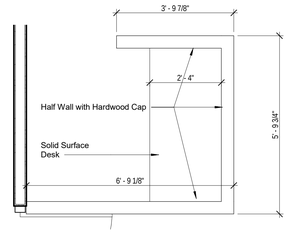

13 Enlarged Vestibule Security Desk
1/2" = 1'-0"

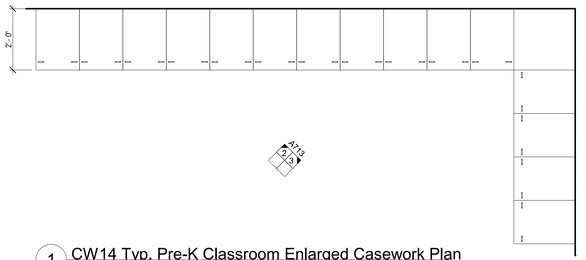

1 CW14 Typ. Pre-K Classroom Enlarged Casework Plan
1/2" = 1'-0"

C:\Users\bpearcy\Documents\Leicester School_(Central)_ARC2019_bpearcy.rvt
2/5/2020 1:34:45 PM

Finegold Alexander Architects

PROJECT TEAM:

OWNER:
Leicester Public School
3 Washburn Sq. 3rd Floor
Leicester, MA 01524

Structural Engineer
RSE Associates, Inc.
63 Pleasant St. Ste. 200
Watertown, MA 02472
T: 617.926.9300

MPFP Engineer
BLW Engineers, Inc.
311 Great Road, Post Office Box 1551
Littleton, MA 01460
T: 978.486.4301

Landscape Architect
Warner Larson Landscape Architects
130 West Broadway
Boston, MA 02127
T: 617.464.1440

Electrical Engineer
ART Engineering
38 Front St. Flr 3
Worcester, MA 01608
T: 508.797.7071

Civil Engineer
Nitsch Engineering
2 Center Plaza, Suite 430
Boston, MA 02108
T: 617.338.0063

Geotechnical Engineer
McPhail Associates, LLC
2269 Massachusetts Ave.
Cambridge, MA 02140
T: 617.868.1420

Code Consultant
Jensen Hughes
1 Lincoln St.
Boston, MA 02111
T: 508.538.9409

Kitchen Consultant
Crabtree McGrath Associates, Inc.
161 West Main Street
Georgetown, MA 01833
T: 978.352.8500

Owners Project Manager
NV5
70 Fargo Street, Suite 800
Boston, MA 02210

KEY PLAN:

NORTH

SEAL:

PRELIMINARY NOT FOR CONSTRUCTION

PROJECT INFORMATION:

Leicester Middle School

70 Winslow Ave.
Leicester, MA 01524

PROJECT #: 201601510015
PROJECT ISSUE DATE: 02/13/2020
PROJECT STATUS: Schematic Design

SHEET NAME:

Millwork Plans and Elevations

DRAWING HISTORY:

NO.	DATE	DESCRIPTION

SHEET #:

A713

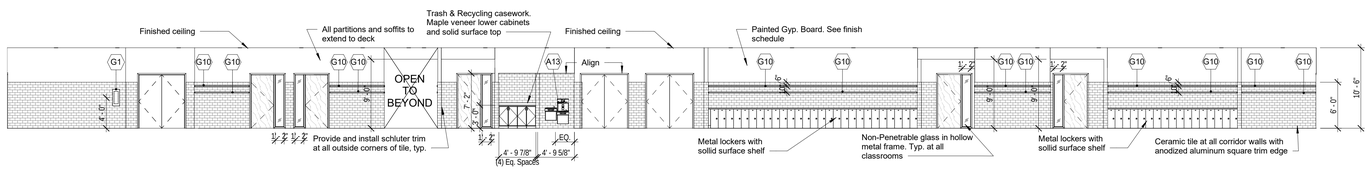

16 Corridor 171 - South Elevation
1/8" = 1'-0"

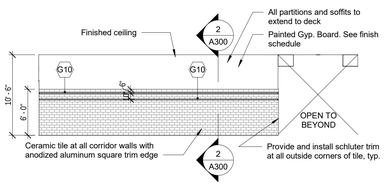

15 Corridor 171 - West Elevation
1/8" = 1'-0"

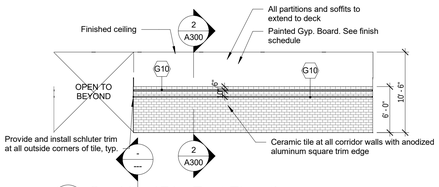

14 Corridor 171 - East Elevation
1/8" = 1'-0"

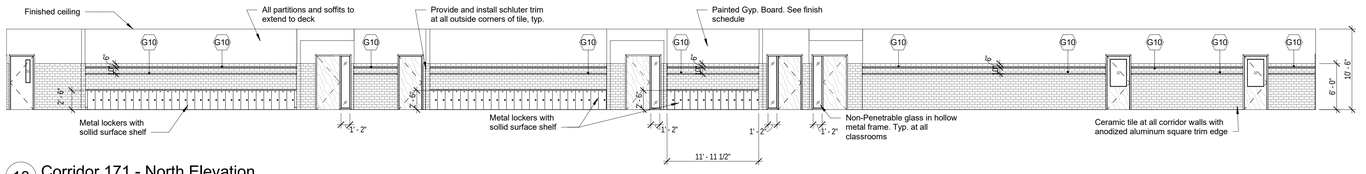

13 Corridor 171 - North Elevation
1/8" = 1'-0"

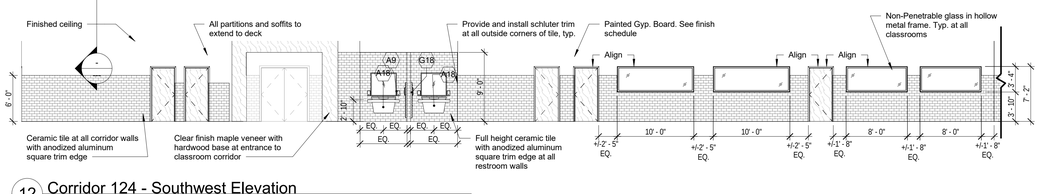

12 Corridor 124 - Southwest Elevation
1/8" = 1'-0"

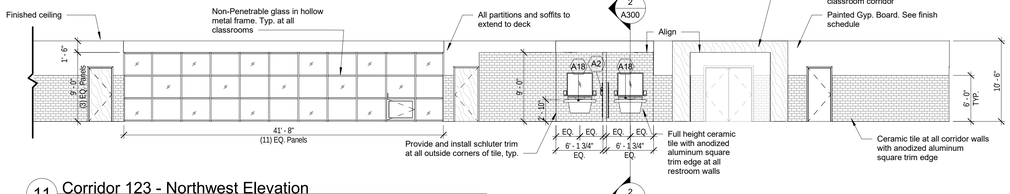

11 Corridor 123 - Northwest Elevation
1/8" = 1'-0"

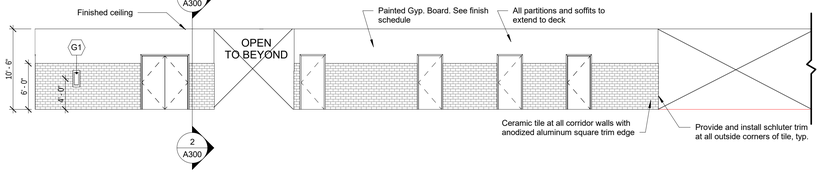

10 Corridor 124 - Northeast Elevation
1/8" = 1'-0"

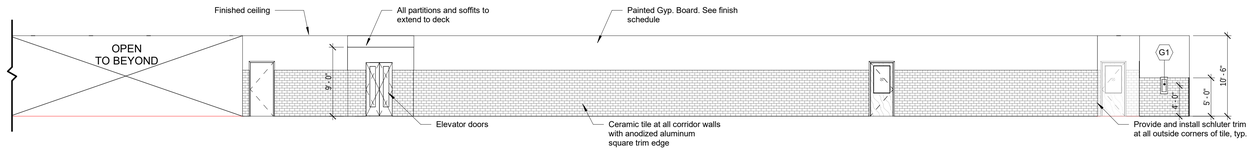

09 Corridor 124 - Southeast Elevation
1/8" = 1'-0"

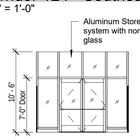

08 Vestibule 123 - South Elevation
1/8" = 1'-0"

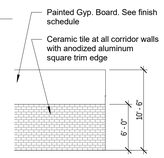

07 Vestibule 123 - East Elevation
1/8" = 1'-0"

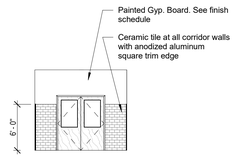

06 Vestibule 123 - North Elevation
1/8" = 1'-0"

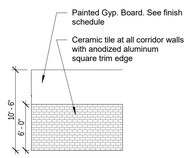

05 Vestibule 123 - West Elevation
1/8" = 1'-0"

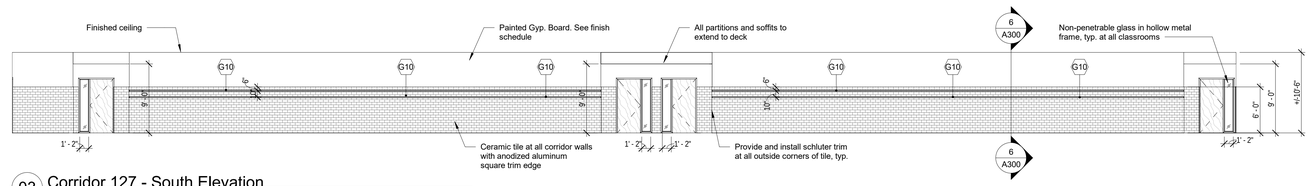

03 Corridor 127 - South Elevation
1/8" = 1'-0"

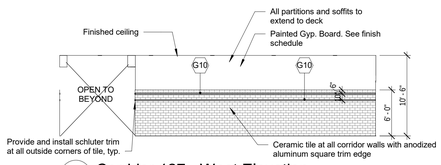

02 Corridor 127 - West Elevation
1/8" = 1'-0"

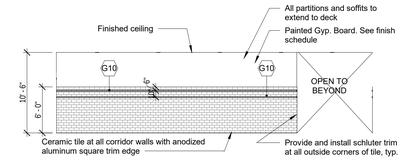

04 Corridor 127 - East Elevation
1/8" = 1'-0"

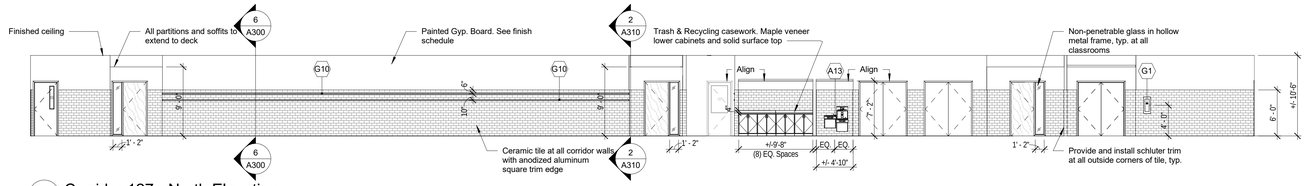

01 Corridor 127 - North Elevation
1/8" = 1'-0"

C:\Users\bpearcy\Documents\Leicester School_(Central)_ARC2019_bpearcy.rvt
2/5/2020 1:34:52 PM

Finegold Alexander Architects

PROJECT TEAM:

OWNER:
Leicester Public School
3 Washburn Sq. 3rd Floor
Leicester, MA 01524

Structural Engineer
RSE Associates, Inc.
63 Pleasant St. Ste. 200
Watertown, MA 02472
T: 617.926.9300

MPFP Engineer
BLW Engineers, Inc.
311 Great Road, Post Office Box 1551
Littleton, MA 01460
T: 978.486.4301

Landscape Architect
Warner Larson Landscape Architects
130 West Broadway
Boston, MA 02127
T: 617.464.1440

Electrical Engineer
ART Engineering
38 Front St. Flr 3
Worcester, MA 01608
T: 508.797.7071

Civil Engineer
Nitsch Engineering
2 Center Plaza, Suite 430
Boston, MA 02108
T: 617.338.0063

Geotechnical Engineer
McPhail Associates, LLC
2269 Massachusetts Ave.
Cambridge, MA 02140
T: 617.868.1420

Code Consultant
Jensen Hughes
1 Lincoln St.
Boston, MA 02111
T: 508.538.9409

Kitchen Consultant
Crabtree McGrath Associates, Inc.
161 West Main Street
Georgetown, MA 01833
T: 978.352.8500

Owners Project Manager
NV5
70 Fargo Street, Suite 800
Boston, MA 02210

KEY PLAN:

NORTH

SEAL:

PRELIMINARY NOT FOR CONSTRUCTION

PROJECT INFORMATION:

Leicester Middle School

70 Winslow Ave.
Leicester, MA 01524

PROJECT #: 2016015100015
PROJECT ISSUE DATE: 02/13/2020
PROJECT STATUS: Schematic Design

SHEET NAME:

Interior Elevations at 1st Floor Partial Plans - Part A & B

DRAWING HISTORY:

NO.	DATE	DESCRIPTION

SHEET #:

A720

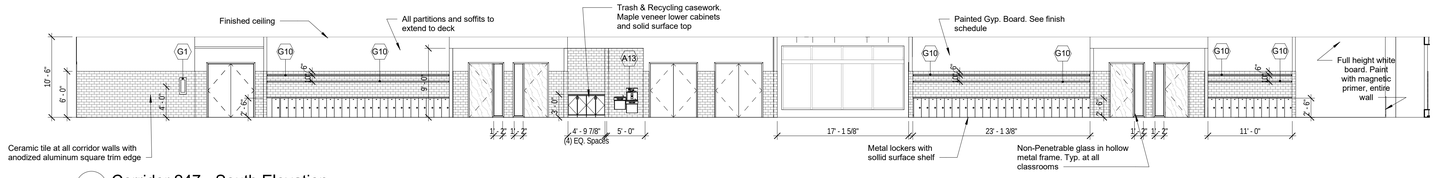

13 Corridor 247 - South Elevation
1/8" = 1'-0"

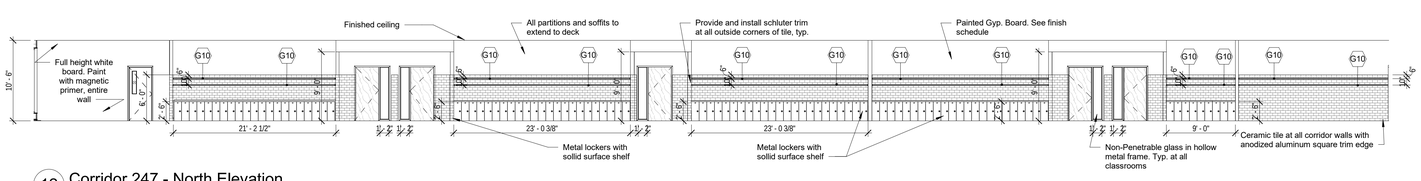

12 Corridor 247 - North Elevation
1/8" = 1'-0"

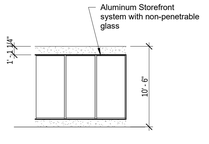

11 Flex Learning 244 - North Elevation
1/8" = 1'-0"

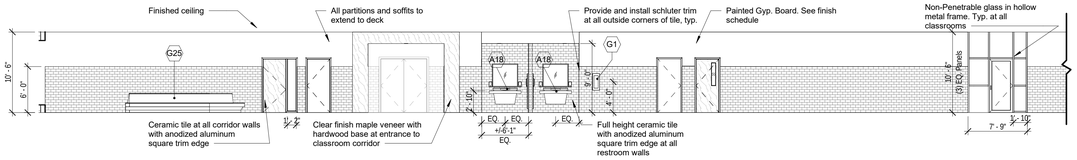

10 School commons 200 - Southwest Elevation
1/8" = 1'-0"

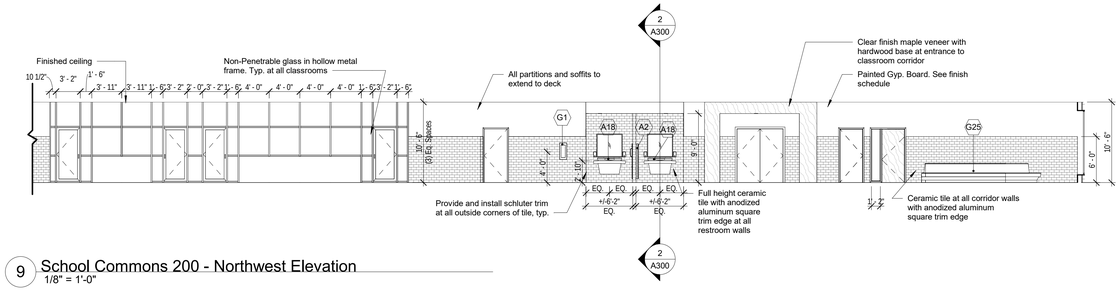

9 School Commons 200 - Northwest Elevation
1/8" = 1'-0"

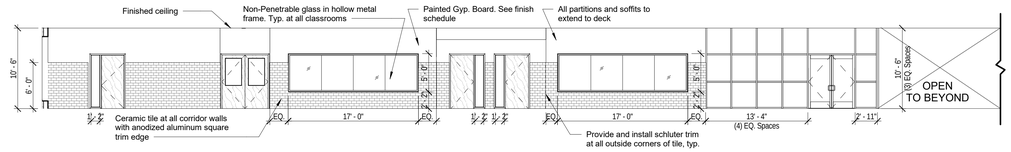

8 School Commons 200 - Northeast Elevation
1/8" = 1'-0"

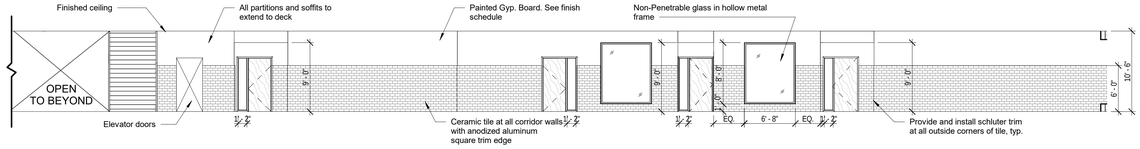

7 School Commons 200 - Southeast Elevation
1/8" = 1'-0"

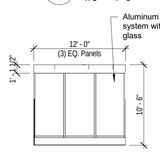

6 Flex Learning 210 - South Elevation
1/8" = 1'-0"

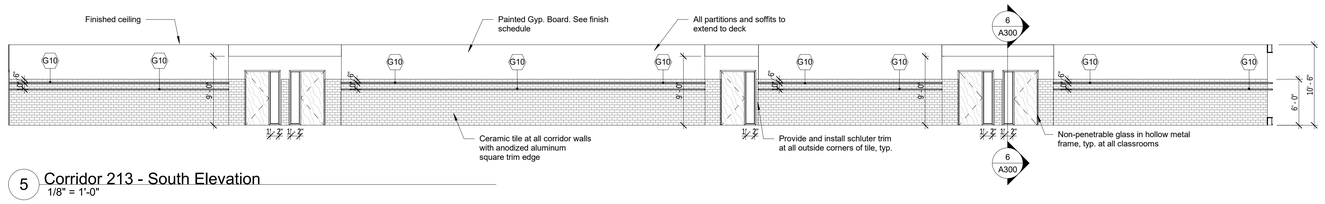

5 Corridor 213 - South Elevation
1/8" = 1'-0"

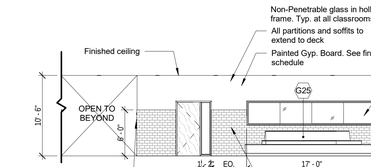

4 Flex Learning 221 - West Elevation
1/8" = 1'-0"

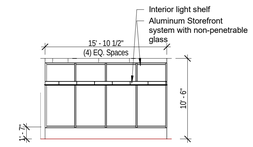

3 Flex Learing 221 - North Elevation
1/8" = 1'-0"

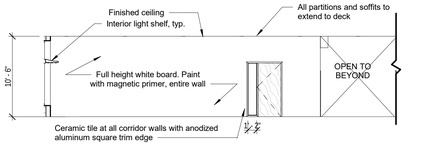

2 Flex Learning 221 - East Elevation
1/8" = 1'-0"

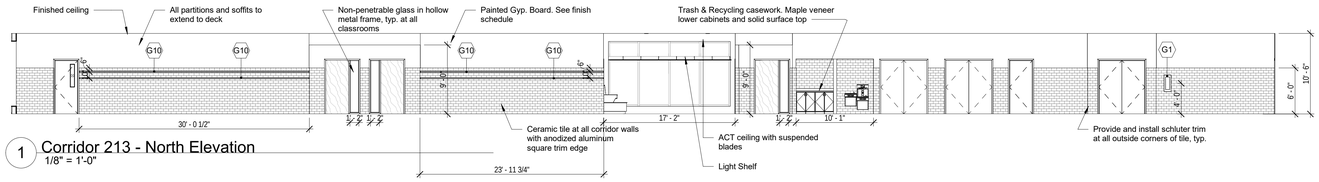

1 Corridor 213 - North Elevation
1/8" = 1'-0"

C:\Users\bpearcy\Documents\Leicester School_(Central)_ARC2019_bpearcy.rvt
2/5/2020 1:34:58 PM

Finegold Alexander Architects

PROJECT TEAM:

OWNER:
Leicester Public School
3 Washburn Sq. 3rd Floor
Leicester, MA 01524

Structural Engineer
RSE Associates, Inc.
63 Pleasant St. Ste. 200
Watertown, MA 02472
T: 617.926.9300

MPFP Engineer
BLW Engineers, Inc.
311 Great Road, Post Office Box 1551
Littleton, MA 01460
T: 978.486.4301

Landscape Architect
Warner Larson Landscape Architects
130 West Broadway
Boston, MA 02127
T: 617.464.1440

Electrical Engineer
ART Engineering
38 Front St. Flr 3
Worcester, MA 01608
T: 508.797.7071

Civil Engineer
Nitsch Engineering
2 Center Plaza, Suite 430
Boston, MA 02108
T: 617.338.0063

Geotechnical Engineer
McPhail Associates, LLC
2269 Massachusetts Ave.
Cambridge, MA 02140
T: 617.868.1420

Code Consultant
Jensen Hughes
1 Lincoln St.
Boston, MA 02111
T: 508.538.9409

Kitchen Consultant
Crabtree McGrath Associates, Inc.
161 West Main Street
Georgetown, MA 01833
T: 978.352.8500

Owners Project Manager
NV5
70 Fargo Street, Suite 800
Boston, MA 02210

KEY PLAN:

NORTH

SEAL:

PRELIMINARY NOT FOR CONSTRUCTION

PROJECT INFORMATION:

Leicester Middle School

70 Winslow Ave.
Leicester, MA 01524

PROJECT #: 201601510015
PROJECT ISSUE DATE: 02/13/2020
PROJECT STATUS: Schematic Design

SHEET NAME:

Interior Elevations at 2nd Floor Partial Plans - Part A & B

DRAWING HISTORY:

NO.	DATE	DESCRIPTION

SHEET #:

A721

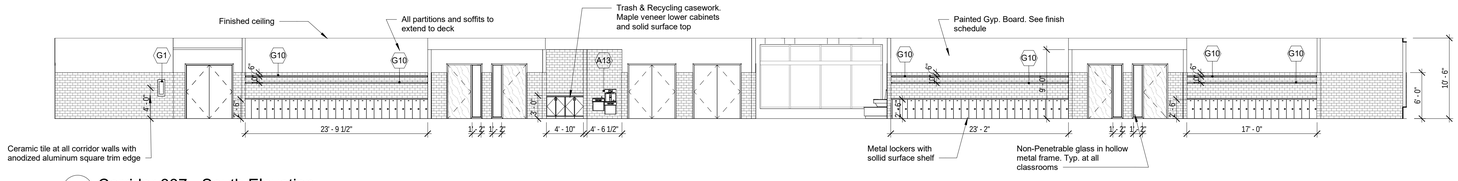

10 Corridor 337 - South Elevation
1/8" = 1'-0"

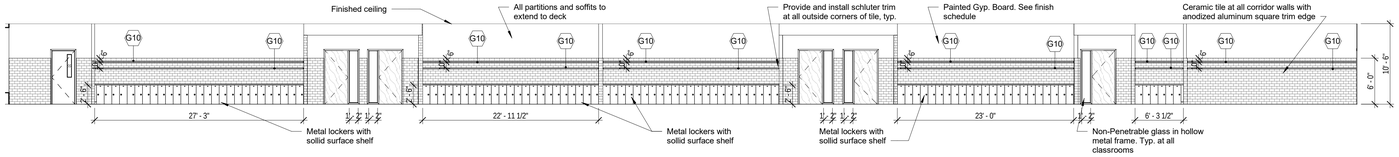

09 Corridor 337 - North Elevation
1/8" = 1'-0"

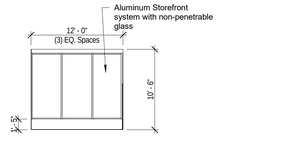

08 Corridor 300 - North Elevation
1/8" = 1'-0"

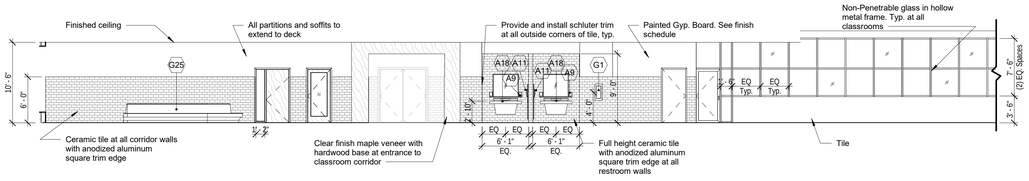

07 Corridor 300 - Southwest Elevation
1/8" = 1'-0"

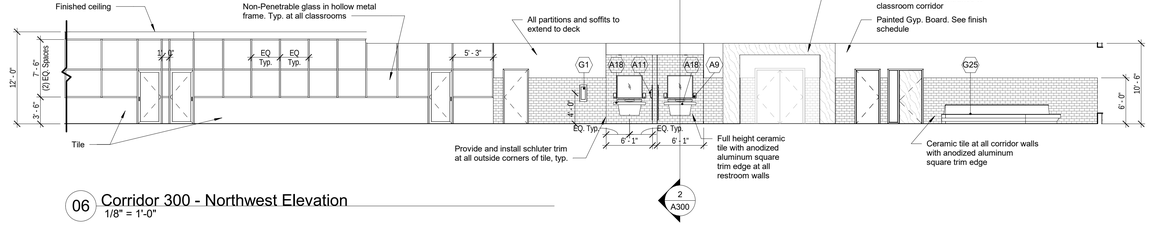

06 Corridor 300 - Northwest Elevation
1/8" = 1'-0"

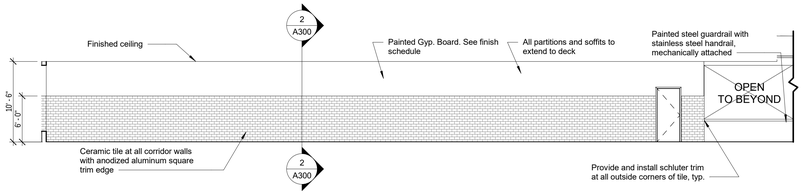

05 Corridor 300 - Northeast Elevation
1/8" = 1'-0"

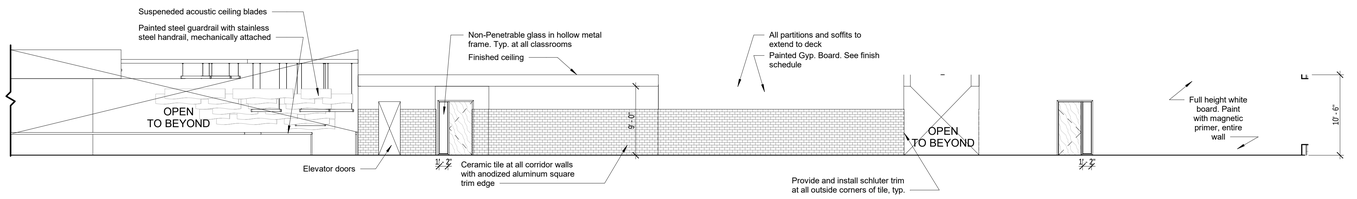

04 Corridor 300 - Southeast Elevation
1/8" = 1'-0"

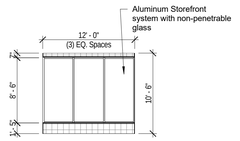

03 Corridor 300 - South Elevation
1/8" = 1'-0"

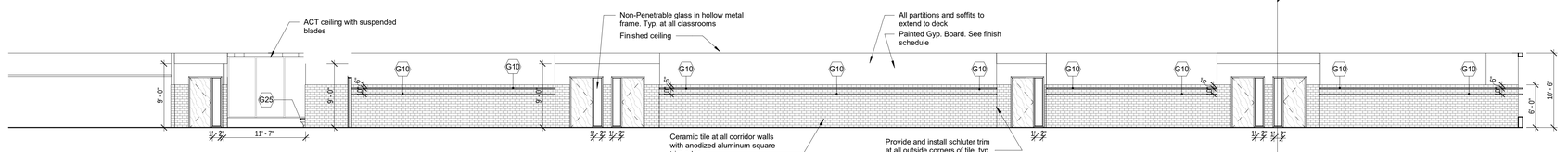

02 Corridor 309 - South Elevation
1/8" = 1'-0"

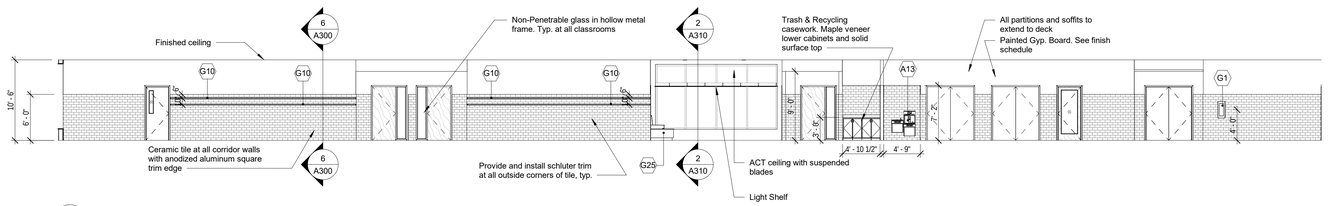

01 Corridor 309 - North Elevation
1/8" = 1'-0"

Finegold Alexander Architects

PROJECT TEAM:

OWNER:
Leicester Public School
3 Washburn Sq. 3rd Floor
Leicester, MA 01524

Structural Engineer
RSE Associates, Inc.
63 Pleasant St. Ste. 200
Watertown, MA 02472
T: 617.926.9300

MPFP Engineer
BLW Engineers, Inc.
311 Great Road, Post Office Box 1551
Littleton, MA 01460
T: 978.486.4301

Landscape Architect
Warner Larson Landscape Architects
130 West Broadway
Boston, MA 02127
T: 617.464.1440

Electrical Engineer
ART Engineering
38 Front St. Flr 3
Worcester, MA 01608
T: 508.797.7071

Civil Engineer
Nitsch Engineering
2 Center Plaza, Suite 430
Boston, MA 02108
T: 617.338.0063

Geotechnical Engineer
McPhail Associates, LLC
2269 Massachusetts Ave.
Cambridge, MA 02140
T: 617.868.1420

Code Consultant
Jensen Hughes
1 Lincoln St.
Boston, MA 02111
T: 508.538.9409

Kitchen Consultant
Crabtree McGrath Associates, Inc.
161 West Main Street
Georgetown, MA 01833
T: 978.352.8500

Owners Project Manager
NV5
70 Fargo Street, Suite 800
Boston, MA 02210

KEY PLAN:

NORTH

SEAL:

PRELIMINARY NOT FOR CONSTRUCTION

PROJECT INFORMATION:

Leicester Middle School

70 Winslow Ave.
Leicester, MA 01524

PROJECT #: 201601510015
PROJECT ISSUE DATE: 02/13/2020
PROJECT STATUS: Schematic Design

SHEET NAME:

Interior Elevations at 3rd Floor Partial Plans - Part A & B

DRAWING HISTORY:

NO.	DATE	DESCRIPTION

SHEET #:

A722

C:\Users\bpearcy\Documents\Leicester School_(Central)_ARC2019_bpearcy.rvt
2/5/2020 1:35:04 PM

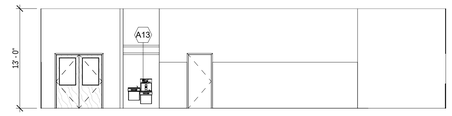

11 Health and Wellness Studio 164 - West Elevation
1/8" = 1'-0"

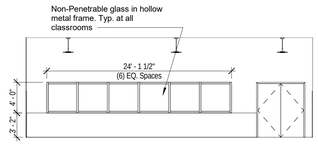

12 Health and Wellness Studio 164 - North Elevation
1/8" = 1'-0"



13 Health and Wellness Studio 164 - East Elevation
1/8" = 1'-0"

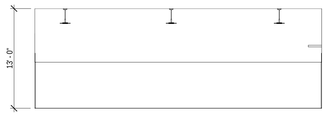

14 Health and Wellness Studio 164 - South Elevation
1/8" = 1'-0"

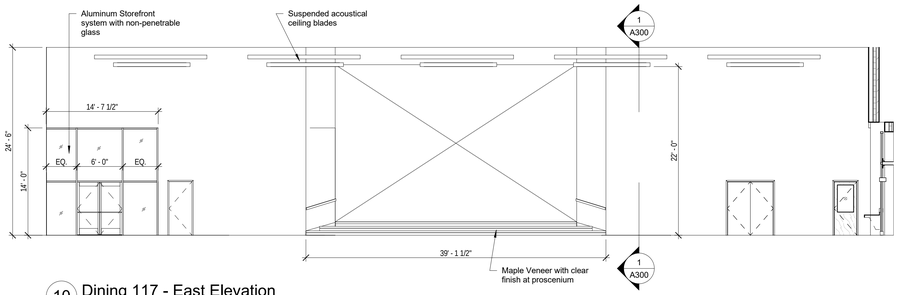

10 Dining 117 - East Elevation
1/8" = 1'-0"

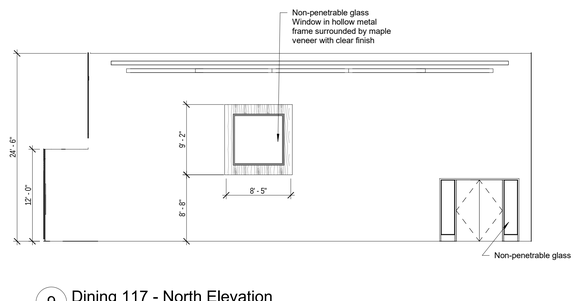

9 Dining 117 - North Elevation
1/8" = 1'-0"

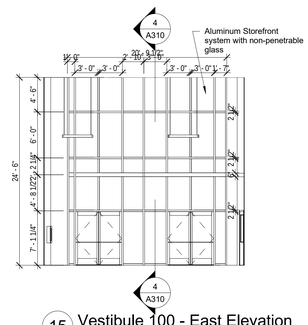

15 Vestibule 100 - East Elevation
1/8" = 1'-0"

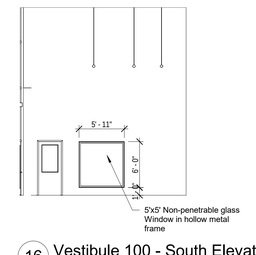

16 Vestibule 100 - South Elevation
1/8" = 1'-0"

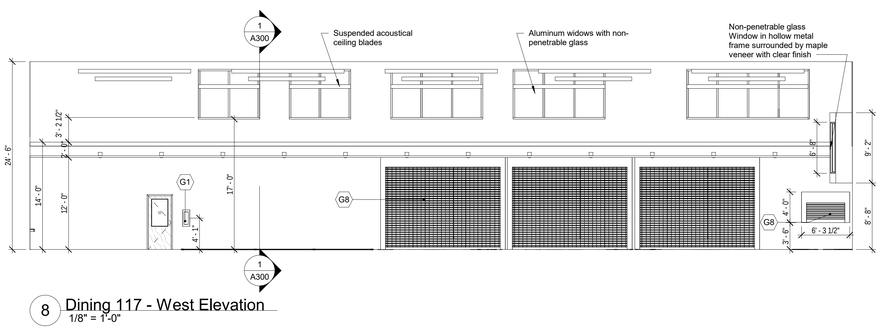

8 Dining 117 - West Elevation
1/8" = 1'-0"

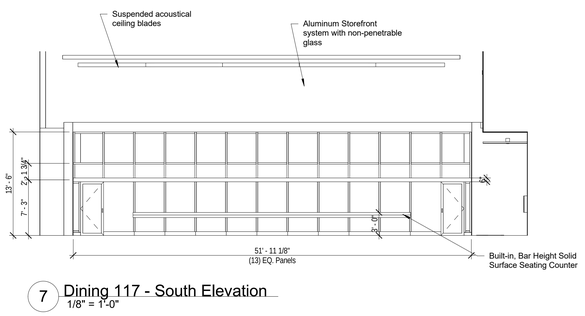

7 Dining 117 - South Elevation
1/8" = 1'-0"

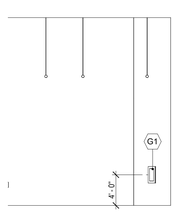

18 Vestibule 100 - North Elevation
1/8" = 1'-0"

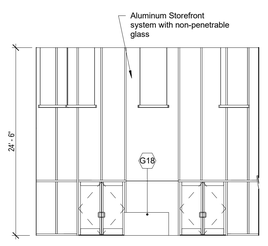

17 Vestibule 100 - West Elevation
1/8" = 1'-0"

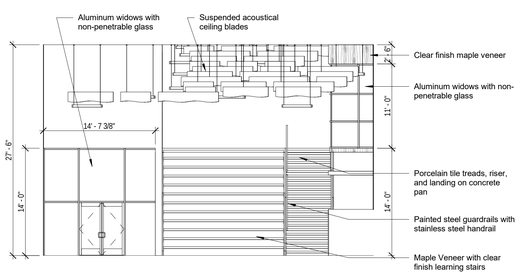

6 School Commons - 101 West Elevation
1/8" = 1'-0"

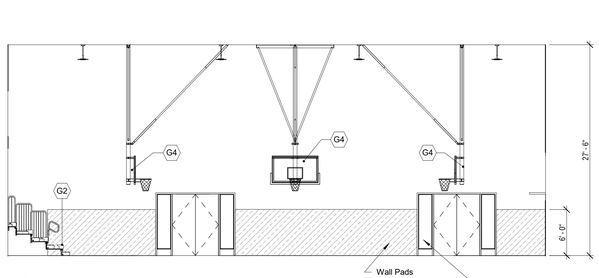

5 Gym 163 - South Elevation
1/8" = 1'-0"

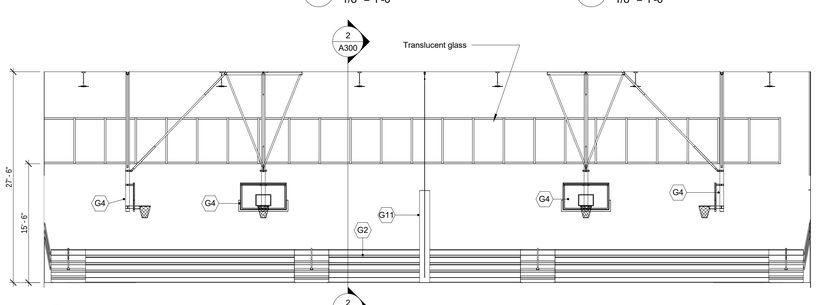

4 Gym 163 - East Elevation
1/8" = 1'-0"

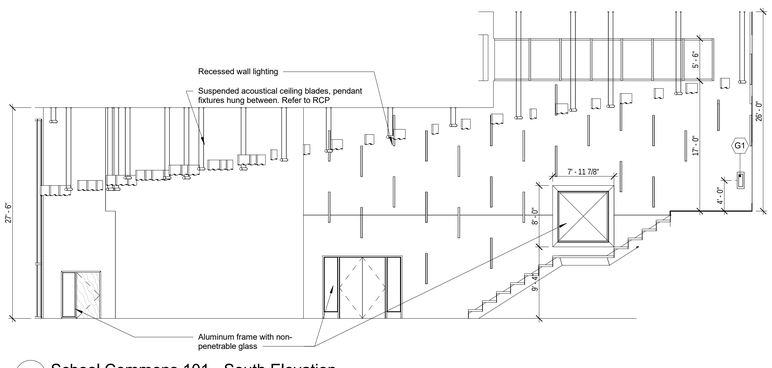

3 School Commons 101 - South Elevation
1/8" = 1'-0"

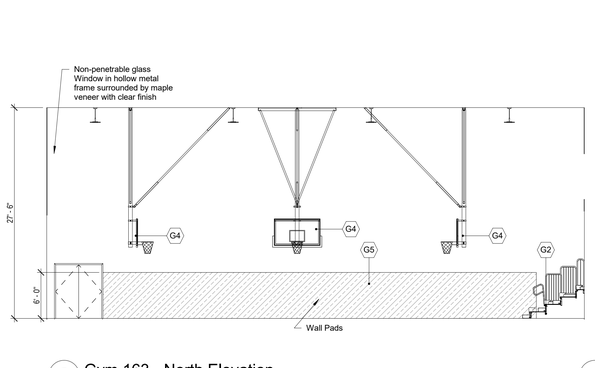

2 Gym 163 - North Elevation
1/8" = 1'-0"

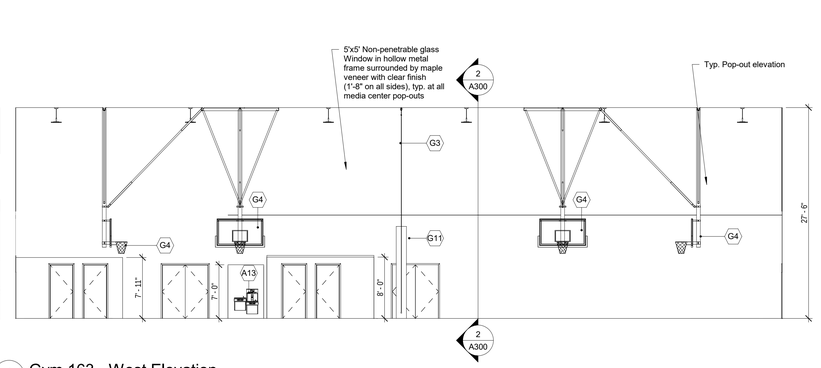

1 Gym 163 - West Elevation
1/8" = 1'-0"

C:\Users\bpearcy\Documents\Leicester School_(Central)_ARC2019_bpearcy.rvt
2/5/2020 1:35:13 PM

Finegold Alexander Architects

PROJECT TEAM:

OWNER:
Leicester Public School
3 Washburn Sq. 3rd Floor
Leicester, MA 01524

Structural Engineer
RSE Associates, Inc.
63 Pleasant St. Ste. 200
Watertown, MA 02472
T: 617.926.9300

MPFP Engineer
BLW Engineers, Inc.
311 Great Road, Post Office Box 1551
Littleton, MA 01460
T: 978.486.4301

Landscape Architect
Warner Larson Landscape Architects
130 West Broadway
Boston, MA 02127
T: 617.464.1440

Electrical Engineer
ART Engineering
38 Front St. Flr 3
Worcester, MA 01608
T: 508.797.7071

Civil Engineer
Nitsch Engineering
2 Center Plaza, Suite 430
Boston, MA 02108
T: 617.338.0063

Geotechnical Engineer
McPhail Associates, LLC
2269 Massachusetts Ave.
Cambridge, MA 02140
T: 617.868.1420

Code Consultant
Jensen Hughes
1 Lincoln St.
Boston, MA 02111
T: 508.538.9409

Kitchen Consultant
Crabtree McGrath Associates, Inc.
161 West Main Street
Georgetown, MA 01833
T: 978.352.8500

Owners Project Manager
NV5
70 Fargo Street, Suite 800
Boston, MA 02210

KEY PLAN:

NORTH

SEAL:

PRELIMINARY NOT FOR CONSTRUCTION

PROJECT INFORMATION:

Leicester Middle School

70 Winslow Ave.
Leicester, MA 01524

PROJECT #: 201601510015
PROJECT ISSUE DATE: 02/13/2020
PROJECT STATUS: Schematic Design

SHEET NAME:

Interior Elevations at 1st Floor Partial Plans - Part A & B

DRAWING HISTORY:

NO.	DATE	DESCRIPTION

SHEET #:

A723

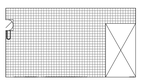

15 120 South Elevation at Kitchen Washing Area
1/8" = 1'-0"

14 120 North Elevation at Kitchen Washing Area
1/8" = 1'-0"

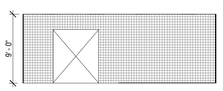

13 120 North Elevation at Kitchen Dry Storage / Coolers
1/8" = 1'-0"

12 120 South Elevation at Kitchen Dry Storage / Coolers
1/8" = 1'-0"

10 120 West Elevation at Kitchen
1/8" = 1'-0"

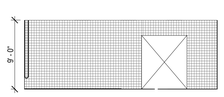

9 120 South Elevation at Kitchen
1/8" = 1'-0"

8 120 North Elevation at Kitchen
1/8" = 1'-0"



7 120 East Elevation at Kitchen
1/8" = 1'-0"

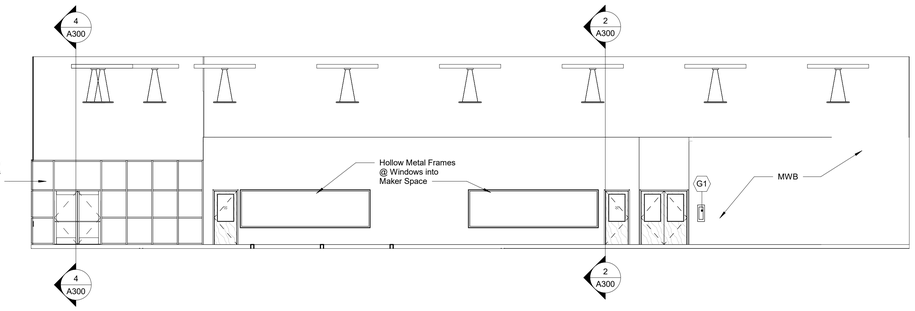

11 Media Center West Elevation
1/8" = 1'-0"

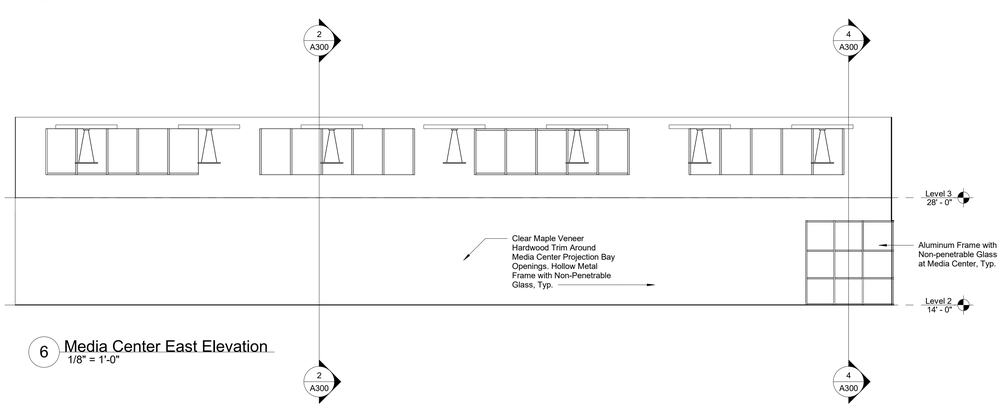

6 Media Center East Elevation
1/8" = 1'-0"

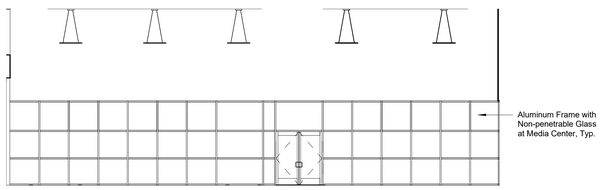

5 Media Center South Elevation
1/8" = 1'-0"

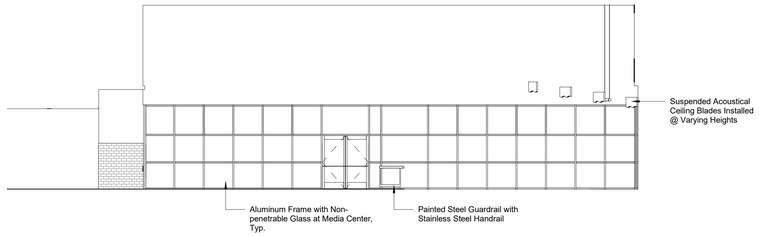

4 Level 2 Learning Commons North Elevation
1/8" = 1'-0"

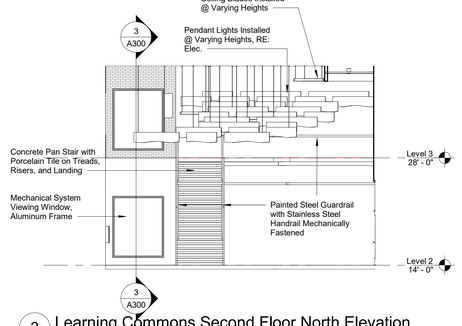

3 Learning Commons Second Floor North Elevation
1/8" = 1'-0"

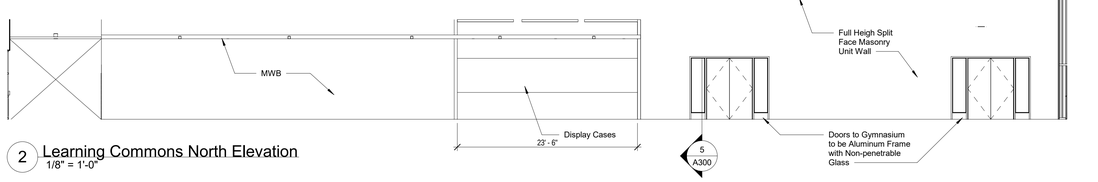

2 Learning Commons North Elevation
1/8" = 1'-0"

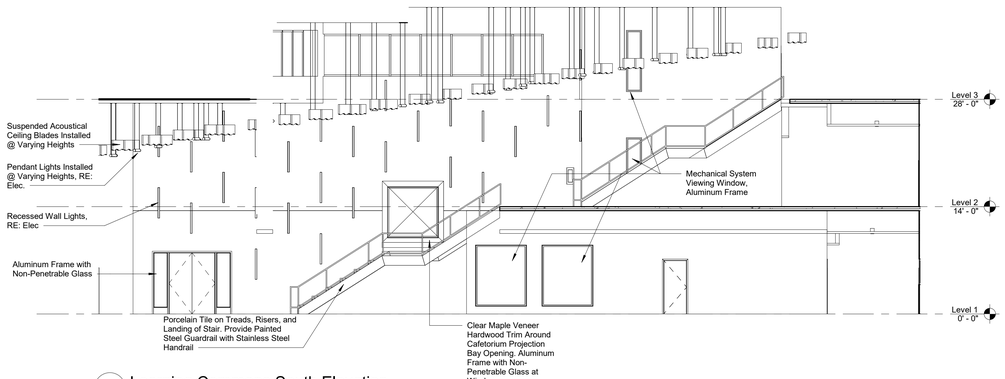

1 Learning Commons South Elevation
1/8" = 1'-0"

Finegold Alexander Architects

PROJECT TEAM:

OWNER:
Leicester Public School
3 Washburn Sq. 3rd Floor
Leicester, MA 01524

Structural Engineer
RSE Associates, Inc.
63 Pleasant St. Ste. 200
Watertown, MA 02472
T: 617.926.9300

MPFP Engineer
BLW Engineers, Inc.
311 Great Road, Post Office Box 1551
Littleton, MA 01460
T: 978.486.4301

Landscape Architect
Warner Larson Landscape Architects
130 West Broadway
Boston, MA 02127
T: 617.464.1440

Electrical Engineer
ART Engineering
38 Front St. Flr 3
Worcester, MA 01608
T: 508.797.7071

Civil Engineer
Nitsch Engineering
2 Center Plaza, Suite 430
Boston, MA 02108
T: 617.338.0063

Geotechnical Engineer
McPhail Associates, LLC
2269 Massachusetts Ave.
Cambridge, MA 02140
T: 617.868.1420

Code Consultant
Jensen Hughes
1 Lincoln St.
Boston, MA 02111
T: 508.538.9409

Kitchen Consultant
Crabtree McGrath Associates, Inc.
161 West Main Street
Georgetown, MA 01833
T: 978.352.8500

Owners Project Manager
NV5
70 Fargo Street, Suite 800
Boston, MA 02210

KEY PLAN:

NORTH

SEAL:

PRELIMINARY
NOT FOR
CONSTRUCTION

PROJECT INFORMATION:

Leicester Middle School

70 Winslow Ave.
Leicester, MA 01524

PROJECT #: 201601510015
PROJECT ISSUE DATE: 02/13/2020
PROJECT STATUS: Schematic Design

SHEET NAME:

Interior Elevations at 1st Floor Partial Plans - Part A & B

DRAWING HISTORY:

NO.	DATE	DESCRIPTION

SHEET #:

A724

C:\Users\bpearcy\Documents\Leicester School_(Central)_ARC2019_bpearcy.rvt
2/5/2020 1:35:18 PM

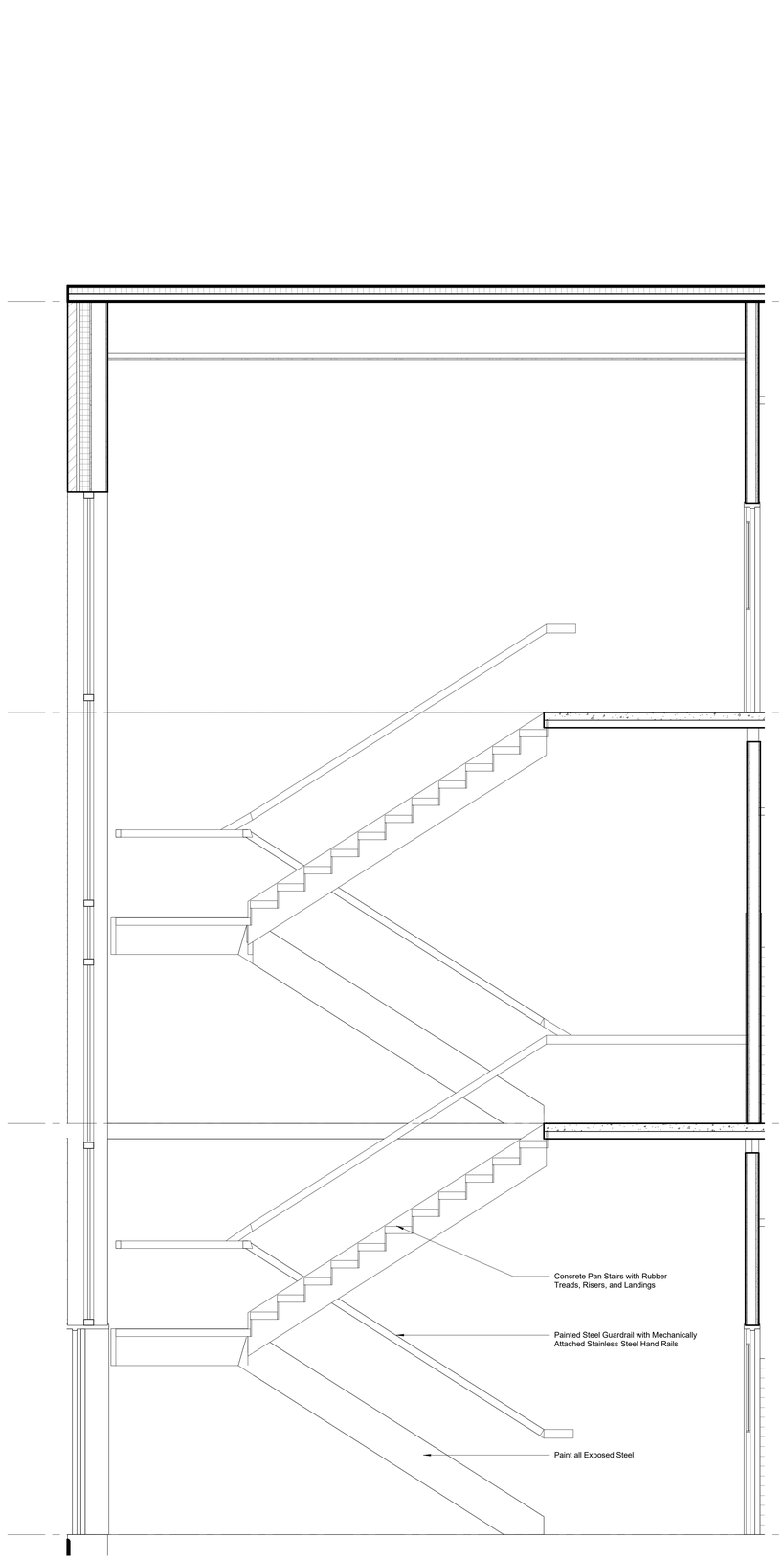

4 Typical Section Through Stair 3 & 4
1/2" = 1'-0"

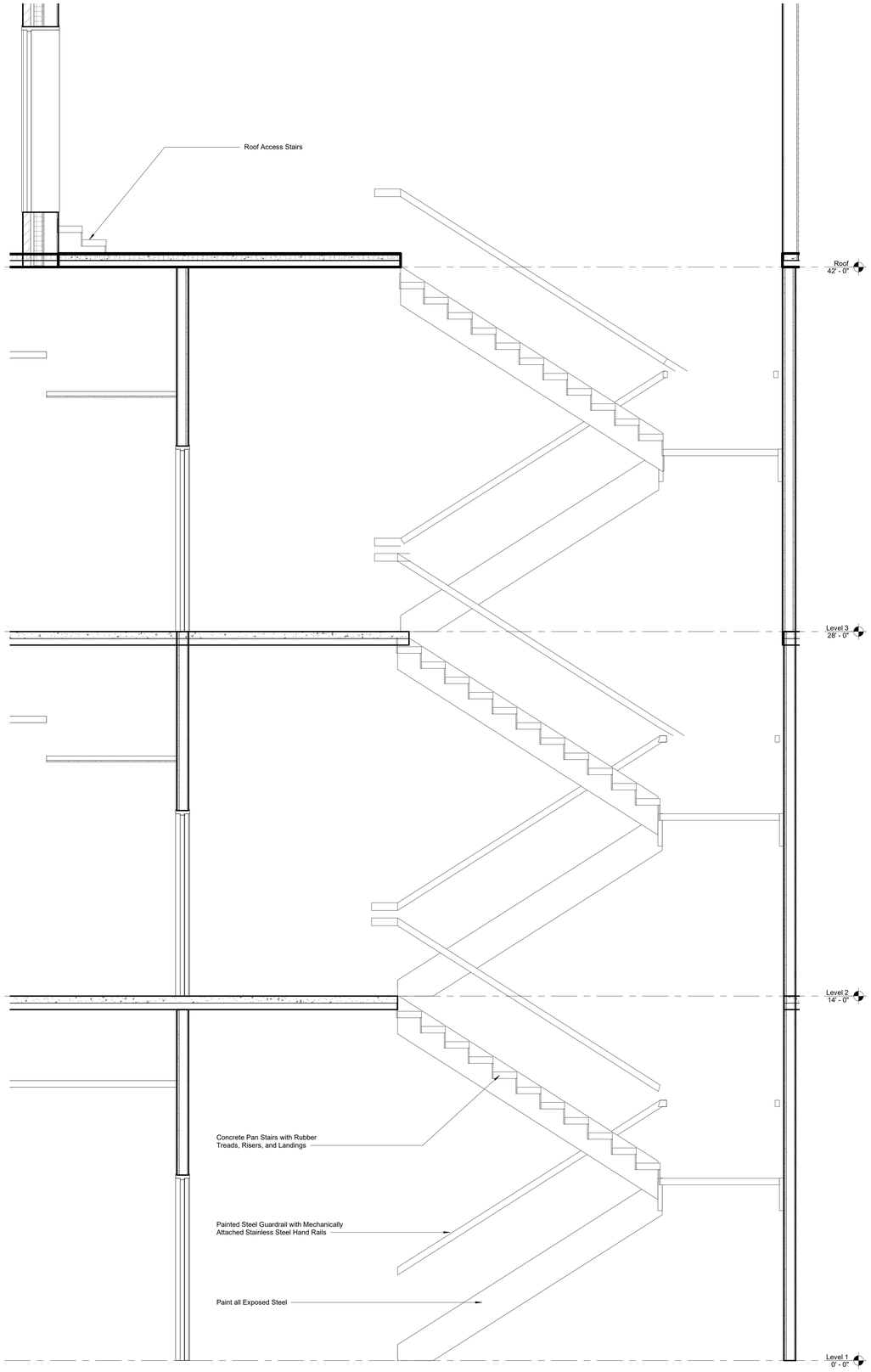

3 Typical Section Through Stair 1 & 2
1/2" = 1'-0"

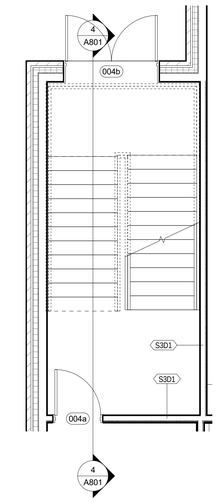

2 Stair 3 & 4 Enlarged Plan
1/4" = 1'-0"

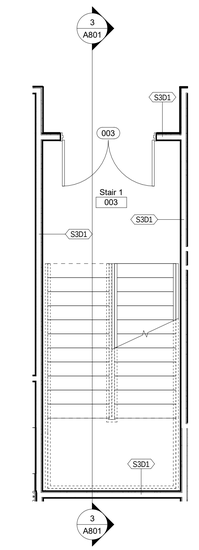

1 Stair 1 & 2 Enlarged Plan
1/4" = 1'-0"

C:\Users\bpearcy\Documents\Leicester School_(Central)_ARC2019_bpearcy.rvt
2/5/2020 1:35:21 PM

Finegold Alexander Architects

PROJECT TEAM:

OWNER:
Leicester Public School
3 Washburn Sq. 3rd Floor
Leicester, MA 01524

Structural Engineer
RSE Associates, Inc.
63 Pleasant St. Ste. 200
Watertown, MA 02472
T: 617.926.9300

MPFP Engineer
BLW Engineers, Inc.
311 Great Road, Post Office Box 1551
Littleton, MA 01460
T: 978.486.4301

Landscape Architect
Warner Larson Landscape Architects
130 West Broadway
Boston, MA 02127
T: 617.464.1440

Electrical Engineer
ART Engineering
38 Front St. Flr 3
Worcester, MA 01608
T: 508.797.7071

Civil Engineer
Nitsch Engineering
2 Center Plaza, Suite 430
Boston, MA 02108
T: 617.338.0063

Geotechnical Engineer
McPhail Associates, LLC
2269 Massachusetts Ave.
Cambridge, MA 02140
T: 617.868.1420

Code Consultant
Jensen Hughes
1 Lincoln St.
Boston, MA 02111
T: 508.538.9409

Kitchen Consultant
Crabtree McGrath Associates, Inc.
161 West Main Street
Georgetown, MA 01833
T: 978.352.8500

Owners Project Manager
NV5
70 Fargo Street, Suite 800
Boston, MA 02210

KEY PLAN:

NORTH

SEAL:

PRELIMINARY
NOT FOR
CONSTRUCTION

PROJECT INFORMATION:

Leicester Middle School

70 Winslow Ave.
Leicester, MA 01524

PROJECT #: 201601510015
PROJECT ISSUE DATE: 02/13/2020
PROJECT STATUS: Schematic Design

SHEET NAME:

Stair Details

DRAWING HISTORY:

NO.	DATE	DESCRIPTION

SHEET #:

A801

Foodservice Equipment Plan - Part A

1/4" = 1'-0"

PLAN NOTES

1) IT IS THE RESPONSIBILITY OF THE KITCHEN EQUIPMENT CONTRACTOR TO FIELD VERIFY THE DELIVERY PATH OF ALL EQUIPMENT WITHIN THEIR SCOPE WITH BUILDING CONDITIONS PRIOR TO ORDERING TO CONFIRM ALL EQUIPMENT FITS WITHIN THE DESIGNATED SPACE AS LOCATED ON PLANS.

2) KITCHEN EQUIPMENT CONTRACTOR SHALL COORDINATE WITH THE GENERAL CONTRACTOR AS NECESSARY FOR OPENINGS IN BUILDING, WALL LEAVE OUTS, DOOR WIDTHS AND HEADER HEIGHTS REQUIRED FOR DELIVERY AND INSTALLATION MEANS.

3) FINISHES TO ALL WALLS, FLOORS AND CEILINGS ARE TO BE PROVIDED BY THE GENERAL CONTRACTOR AS SPECIFIED BY THE PROJECT ARCHITECT TO MEET THE REQUIREMENTS OF THE LOCAL HEALTH DEPARTMENT.

4) REVISIONS TO THESE PLANS DUE TO FIELD CONDITIONS MUST BE SUBMITTED TO THE PROJECT DESIGN TEAM FOR REVIEW AND APPROVAL PRIOR TO PROCEEDING WITH CONSTRUCTION.

5) FLOORING MATERIAL SPECIFIED BY THE ARCHITECT MUST BE PROVIDED WITH A COVED BASE AT ALL WALLS TO INCLUDE THE INTERIOR AND EXTERIOR OF WALK-IN REFRIGERATED ROOMS.

6) ALL FOODSERVICE EQUIPMENT AND CUSTOM FABRICATED ITEMS MUST MEET THE STANDARDS OF THE NATIONAL SANITATION FOUNDATION AND SHALL BE LABELED ACCORDINGLY.

Finegold Alexander Architects

PROJECT TEAM:

OWNER:
Leicester Public School
3 Washburn Sq. 3rd Floor
Leicester, MA 01524

Structural Engineer
RSE Associates, Inc.
63 Pleasant St. Ste. 200
Watertown, MA 02472
T: 617.926.9300

MPFP Engineer
BLW Engineers, Inc.
311 Great Road, Post Office Box 1551
Littleton, MA 01460
T: 978.486.4301

Landscape Architect
Warner Larson Landscape Architects
130 West Broadway
Boston, MA 02127
T: 617.464.1440

Electrical Engineer
ART Engineering
38 Front St. Flr 3
Worcester, MA 01608
T: 508.797.7071

Civil Engineer
Nitsch Engineering
2 Center Plaza, Suite 430
Boston, MA 02108
T: 617.338.0063

Geotechnical Engineer
McPhail Associates, LLC
2269 Massachusetts Ave.
Cambridge, MA 02140
T: 617.868.1420

Code Consultant
Jensen Hughes
1 Lincoln St.
Boston, MA 02111
T: 508.538.9409

Kitchen Consultant
Crabtree McGrath Associates, Inc.
161 West Main Street
Georgetown, MA 01833
T: 978.352.8500

Owners Project Manager
NV5
70 Fargo Street, Suite 800
Boston, MA 02210

KEY PLAN:

NORTH

SEAL:

PROJECT INFORMATION:

Leicester Middle School

70 Winslow Ave.
Leicester, MA 01524

PROJECT #: 201601510015
PROJECT ISSUE DATE: 02/13/2020
PROJECT STATUS: Schematic Design

SHEET NAME:

Foodservice Equipment Plan

DRAWING HISTORY:

NO.	DATE	DESCRIPTION

SHEET #:

FS110

GENERAL NOTES

1. ALL NEW FIRE PROTECTION SYSTEMS SHALL BE SEISMICALLY BRACED, ACCORDING TO THE APPLICABLE SECTIONS OF THE MASSACHUSETTS STATE BUILDING CODE, AND NFPA-13 LATEST ACCEPTED EDITIONS.
2. ALL FIRE PROTECTION SYSTEMS, EQUIPMENT AND PIPING SHALL BE DESIGNED, INSTALLED AND TESTED BY A SPRINKLER CONTRACTOR LICENSED AND EXPERIENCED IN THE STATE OF MASSACHUSETTS IN THE DESIGN, INSTALLATION, AND TESTING OF SPRINKLER SYSTEMS.
3. ALL WORK PERFORMED SHALL CONFORM TO THE APPLICABLE SECTIONS OF THE MASSACHUSETTS STATE BUILDING CODE AND NFPA-13 LATEST ACCEPTED EDITIONS, AS WELL AS ALL RULES AND REGULATIONS OF THE AUTHORITIES HAVING JURISDICTION.
4. ALL PIPING SHALL BE RUN CONCEALED AND ABOVE CEILING, UNLESS OTHERWISE NOTED. CARE SHALL BE TAKEN TO RUN ALL PIPING AS TIGHT TO CEILING AND WALLS AS POSSIBLE. ALL PIPING SHALL FOLLOW THE BUILDING LINES AND SHALL RUN PARALLEL TO WALL IN A NEAT MANNER.
5. CONTRACTOR SHALL PROVIDE FIRESTOPPING FOR ALL PENETRATIONS THRU FIRE WALLS AND FIRE RATED SEPARATIONS.
6. ALL SPRINKLER PIPING AND HEADS ARE SHOWN DIAGRAMMATICALLY. ALL SPRINKLER HEADS SHALL BE INSTALLED SYMMETRICALLY AND HARMONIOUSLY IN ALIGNMENT. CONTRACTOR SHALL COORDINATE WITH EXISTING CONDITIONS BEFORE WORK BEGINS TO ENSURE THAT NO INTERFERENCES EXIST AND THAT ALL COMPONENTS OF THE SPRINKLER SYSTEM WILL FIT INTO THE SPACE.
7. CONTRACTOR SHALL COORDINATE WITH MECHANICAL AND ELECTRICAL EXISTING CONDITIONS FOR LOCATIONS OF DUCTWORK, DIFFUSERS, AND LIGHT FIXTURES. CONTRACTOR SHALL COORDINATE WITH THE EXISTING BUILDING CONDITIONS FOR CEILINGS, CEILING SPACES, AND ROOMS.
8. CONTRACTOR SHALL FURNISH, INSTALL, AND MAINTAIN ALL SCAFFOLDING, HOISTING EQUIPMENT, AND DERRICKS NECESSARY FOR INSTALLATION OF WORK.
9. THE DRAWINGS ARE FOR PRICING PURPOSES ONLY. THE CONTRACTOR SHALL PRODUCE A COMPLETE SET OF WORKING FIRE PROTECTION DRAWINGS IN ACCORDANCE WITH MASSACHUSETTS STATE BUILDING CODE AND NFPA-13, LATEST ACCEPTED EDITIONS. THE SYSTEM SHALL BE HYDRAULICALLY CALCULATED PER THE DESIGN CRITERIA REQUIRED BY MASSACHUSETTS STATE BUILDING CODE. ALL DRAWINGS AND CALCULATIONS SHALL BE STAMPED AND SIGNED BY THE CONTRACTOR'S REGISTERED FIRE PROTECTION ENGINEER, AND SHALL BE SUBMITTED TO THE LOCAL FIRE DEPARTMENT FOR APPROVAL. THIS SHALL BE DONE PRIOR TO THE COMMENCEMENT OF ANY SPRINKLER WORK.
10. AN ADDITIONAL SET OF STAMPED FIRE PROTECTION DRAWINGS AND CALCULATIONS AS DESCRIBED ABOVE SHALL BE SUBMITTED TO THE OWNERS FOR APPROVAL. THIS SHALL BE DONE PRIOR TO THE COMMENCEMENT OF ANY SPRINKLER WORK.
11. WRITTEN APPROVAL OF THE SPRINKLER CONTRACTOR'S SHOP DRAWINGS AND HYDRAULIC CALCULATIONS SHALL BE OBTAINED FROM THE LOCAL FIRE DEPARTMENT AND THE OWNER PRIOR TO THE COMMENCEMENT OF ANY WORK.
12. THE DRAWINGS ARE NOT INTENDED TO SHOW EXACT SPRINKLER HEAD LOCATIONS, NUMBER OF SPRINKLER HEADS, OR THE EXACT ROUTING OF PIPING. THIS SHALL BE THE RESPONSIBILITY OF THE CONTRACTOR. THE CONTRACTOR SHALL COORDINATE WITH THE ARCHITECTURAL DRAWINGS FOR ALL CEILING TYPES.
13. SPRINKLER CONTRACTOR SHALL PROVIDE ALL CUTTING AND PATCHING IN ORDER TO ACCOMMODATE THE SPRINKLER WORK.
14. THE CONTRACTOR SHALL MAKE REASONABLE CHANGES TO THE SPRINKLER HEAD LOCATIONS AND SPRINKLER PIPE ROUTES, AS A RESULT OF COORDINATION WITH THE EXISTING CONDITIONS IN THE BUILDING AND NEW CEILINGS AT NO EXTRA COST.
15. THE TERM "CONTRACTOR" SHALL MEAN "SPRINKLER CONTRACTOR".
16. PROVIDE WIRE CAGE GUARD PROTECTION FOR ALL SPRINKLER HEADS INSTALLED WITHIN 8'-0" OFF THE FLOOR.
17. THE CONTRACTOR SHALL PROVIDE A FIRE DEPARTMENT PERSONNEL STAFFED "FIRE WATCH" DURING ALL WELDING OPERATIONS.
18. ALL MATERIALS AND EQUIPMENT USED FOR FIRE PROTECTION SYSTEMS SHALL BE UL LISTED AND/OR FM APPROVED FOR FIRE PROTECTION SERVICE, AND SHALL BE RATED AT 175 PSI WORKING PRESSURE.
19. THE CONTRACTOR SHALL COORDINATE WITH THE LOCAL FIRE DEPARTMENT FOR TESTING AND ACCEPTANCE OF ALL SPRINKLER WORK. THE CONTRACTOR SHALL FIX ANY DEFICIENCY FOUND DURING TESTING AND SHALL RETEST ALL SPRINKLER SYSTEMS UNTIL THE ENTIRE SYSTEM IS ACCEPTED BY THE LOCAL FIRE DEPARTMENT, AT NO ADDITIONAL COST TO THE CONTRACT.
20. THE CONTRACTOR SHALL TEST AND FLUSH ALL SPRINKLER SYSTEMS IN ACCORDANCE WITH NFPA-13 & NFPA-25, AND SHALL PROVIDE FLUSHING AND TESTING REPORTS IN ACCORDANCE WITH NFPA-13 & NFPA-25, AND SHALL SUBMIT THESE REPORTS TO THE LOCAL FIRE DEPARTMENT PRIOR TO FINAL ACCEPTANCE OF THE SPRINKLER SYSTEMS.
21. THE DRAWINGS ARE NOT INTENDED TO SHOW ALL LOCATIONS WHERE FIRE RATED SLEEVES, SEALS OR CORE DRILLING WILL BE REQUIRED. IT SHALL BE THE RESPONSIBILITY OF THE SPRINKLER CONTRACTOR TO COORDINATE WITH THE OWNER FOR LOCATIONS OF ALL FIRE RATED WALLS AND FLOORS AND TO DETERMINE THE LOCATIONS OF ALL FIRE RATED SLEEVES, SEALS AND CORE DRILLING.
22. IT SHALL BE THE RESPONSIBILITY OF THE SPRINKLER CONTRACTOR TO SELECT ALL DESIGN AREAS AND DESIGN DENSITIES AS WELL AS THE NUMBER OF SPRINKLER HEADS IN ALL AREAS OF OPERATION THAT WILL BE USED TO CREATE THE SPRINKLER CONTRACTOR'S SHOP DRAWINGS, AND HYDRAULIC CALCULATIONS. ALL DESIGN AREAS, DESIGN DENSITIES AND THE NUMBER OF OPERATING SPRINKLER HEADS SHALL BE SELECTED BY THE SPRINKLER CONTRACTOR IN ACCORDANCE WITH NFPA-13.
23. THE DRAWINGS ARE NOT INTENDED TO SHOW ALL CEILING CONDITIONS, LIGHT FIXTURES, HVAC DIFFUSER, MOLDING, SOFFITS OR ANY OTHER EXISTING FIXTURES OR EQUIPMENT IN THE CEILINGS. THE CONTRACTOR SHALL BE RESPONSIBLE FOR CONDUCTING A SURVEY OF ALL LIGHT FIXTURES, HVAC DIFFUSERS, MOLDING, SOFFITS, AND ALL OTHER FIXTURES OR EQUIPMENT IN THE CEILINGS AND SHALL INDICATE THESE CONDITIONS ON THE SPRINKLER SYSTEM SHOP DRAWINGS. THE CONTRACTOR SHALL USE THIS SURVEY INFORMATION TO LOCATE HEADS IN THE EXISTING BUILDING AND TO CREATE THE SPRINKLER SYSTEM SHOP DRAWINGS. PRIOR TO THE CREATING OF THE SPRINKLER SYSTEM SHOP DRAWINGS, THE CONTRACTOR SHALL COORDINATE WITH ARCHITECTURAL DRAWINGS TO VERIFY THE CEILING CONDITIONS.
24. MODIFICATIONS TO THE SPRINKLER DESIGN SHOWN ON THESE PLANS SHALL BE MADE BY THE SPRINKLER CONTRACTOR AS REQUIRED BY THE ACTUAL EXISTING CONDITIONS, AND AT NO EXTRA COST TO THE CONTRACT.
25. PRIOR TO THE CREATION OF THE SPRINKLER CONTRACTOR'S SHOP DRAWINGS, THE SPRINKLER CONTRACTOR SHALL COORDINATE A SITE MEETING AT THE SPACE REQUIRING NEW FIRE PROTECTION SYSTEMS AND SHALL WALK THRU THE BUILDING WITH THE G.C. AND/OR OWNER TO DETERMINE THE EXACT ROUTING OF ALL SPRINKLER PIPING. THE SPRINKLER CONTRACTOR SHALL SURVEY ALL ROOMS AND SPACES IN EACH BUILDING INCLUDING CONCEALED SPACES IN ORDER TO DETERMINE THE EXACT ROUTE OF ALL SPRINKLER PIPING AND THE LOCATIONS OF ALL SPRINKLER HEADS.
26. THE DRAWINGS ARE NOT INTENDED TO SHOW EXACT BUILDING CONDITIONS. THE SPRINKLER CONTRACTOR SHALL USE THE FLOORS PLANS AS GENERAL REFERENCE ONLY. AS PART OF THE CREATION OF THE SPRINKLER CONTRACTOR'S SHOP DRAWINGS, THE SPRINKLER CONTRACTOR SHALL SURVEY THE BUILDING AND SHALL VERIFY THE EXACT ARCHITECTURAL CONDITIONS. THE SPRINKLER CONTRACTOR SHALL ALTER THE FLOOR PLANS AS REQUIRED TO ACCURATELY DEPICT THE ACTUAL EXISTING ARCHITECTURAL CONDITIONS IN THE BUILDING. THIS SHALL BE DONE PRIOR TO THE COMMENCEMENT OF ANY SPRINKLER DESIGN WORK.
27. THE SPRINKLER CONTRACTOR SHALL USE THIS SURVEY INFORMATION TO DETERMINE THE ACTUAL SCOPE OF WORK IN THE SPACE AND TO DETERMINE EXACTLY HOW THE EXISTING SPRINKLER SYSTEMS WILL BE MODIFIED IN ORDER TO ENSURE THAT THE EXISTING SPRINKLER SYSTEMS ARE CODE COMPLIANT WITH THE NEW ARCHITECTURAL WORK. THE SPRINKLER CONTRACTOR SHALL BE RESPONSIBLE FOR DETERMINING ALL OF THE MODIFICATIONS TO THE EXISTING SPRINKLER SYSTEMS IN COORDINATION WITH THE NEW ARCHITECTURAL WORK AS INDICATED ON THE ARCHITECTURAL DRAWINGS. THE SPRINKLER CONTRACTOR SHALL BE RESPONSIBLE FOR DETERMINING WHERE EXISTING SPRINKLER HEADS WILL NEED TO BE RE REMOVED AND/OR RELOCATED, WHERE NEW SPRINKLER HEADS WILL BE REQUIRED, THE SPRINKLER HEADS WILL BE CONNECTED TO THE EXISTING SPRINKLER PIPING.
28. THE CONTRACTOR SHALL PAY ALL FEES, OBTAIN ALL PERMITS AND APPROVALS, AND SHALL FURNISH ALL LABOR AND MATERIALS NEEDED FOR THE COMPLETE INSTALLATION OF ALL FIRE PROTECTION SYSTEMS SHOWN ON THE PLANS.
29. PRIOR TO BID, THE CONTRACTOR SHALL VISIT THE SITE AND FAMILIARIZE THEMSELVES WITH ALL EXISTING CONDITIONS AND THE ARCHITECTURAL AND FIRE PROTECTION DRAWINGS, AND ALL CONDITIONS THAT THE SPRINKLER WORK SHALL BE INSTALLED. ANY APPARENT DISCREPANCY IN THE DRAWINGS AND EXISTING OR PROPOSED CONDITIONS SHALL BE SUBMITTED TO THE ARCHITECT IN WRITING. FAILURE OF THE CONTRACTOR TO FAMILIARIZE THEMSELVES WITH ALL ASPECT OF THE PROJECT SHALL NOT BE GROUNDS FOR EXTRA COSTS TO THE CONTRACT.
30. THE CONTRACTOR SHALL COORDINATE WITH THE PROPERTY OWNER AND THE LOCAL FIRE DEPARTMENT FOR THE SHUTTING DOWN AND DRAINING OF ALL EXISTING SPRINKLER SYSTEM IN ORDER TO PERFORM THE WORK. THE CONTRACTOR SHALL PROVIDE A FIRE DEPARTMENT PERSONNEL STAFFED "FIRE WATCH" FOR THE DURATION OF THE WORK, AND AS REQUIRED BY THE LOCAL FIRE DEPARTMENT. UPON COMPLETION AND ACCEPTANCE OF THE SPRINKLER SYSTEM WORK, THE SPRINKLER CONTRACTOR SHALL BRING THE EXISTING SPRINKLER SYSTEM BACK INTO SERVICE.
31. THE CONTRACTOR SHALL ISOLATE THE EXISTING SPRINKLER SYSTEM IN THE SMALLEST AREA POSSIBLE AROUND THE AREA OF WORK. THIS SHALL BE DONE BY CLOSING EXISTING ISOLATION AND ZONE VALVES. THE CONTRACTOR SHALL COORDINATE WITH THE OWNER AND IN THE FIELD FOR THE LOCATIONS OF THE EXISTING SPRINKLER SYSTEM ISOLATION VALVES. THE EXISTING BUILDING SPRINKLER SYSTEMS SHALL REMAIN ACTIVE DURING THE WORK AS MUCH AS POSSIBLE.
32. THE SPRINKLER CONTRACTOR SHALL CONDUCT A NEW HYDRANT FLOW TEST IN ORDER TO OBTAIN CURRENT FLOW AND PRESSURE DATA. THE TEST SHALL BE PERFORMED PER NFPA-20, NFPA-25 AND ALL APPLICABLE LOCAL REGULATIONS. THE CONTRACTOR SHALL USE THIS NEWLY OBTAINED DATA TO PERFORM HYDRAULIC CALCULATIONS FOR THE SPRINKLER SYSTEM SHOP DRAWINGS. HYDRAULIC CALCULATIONS SHALL BE STAMPED AND SIGNED BY THE CONTRACTOR'S FIRE PROTECTION ENGINEER, AND SHALL BE SUBMITTED WITH THE SPRINKLER SYSTEM SHOP DRAWINGS TO THE LOCAL FIRE DEPARTMENT AND OWNER INSURANCE AUTHORITY FOR FINAL APPROVAL. THIS SHALL BE DONE PRIOR THE COMMENCEMENT OF ANY SPRINKLER WORK. A COPY OF THE FLOW TEST SHALL BE PROVIDED TO THE OWNER, AND THE ENGINEER.
33. THE SPRINKLER CONTRACTOR SHALL PROVIDE ALL LABORS, MATERIALS, TOOLS, EQUIPMENT AND SHALL PAY ALL FEES AND PERFORM ALL COORDINATION WITH LOCAL WATER AUTHORITY, FIRE DEPARTMENT AND OWNER, THAT IS REQUIRED FOR THE CONDUCTING OF THE NEW FLOW TEST.
34. WHERE REQUIRED, LOCATION OF SPRINKLER HEADS ABOVE CEILINGS IN COMBUSTIBLE SPACES SHALL BE DETERMINED IN THE FIELD. PROVIDE ADDITIONAL SPRINKLERS AS REQUIRED.

LEGEND

SPR	SPR	WET SPRINKLER PIPING
DS	DS	DRY SPRINKLER PIPING
SD	SD	SPRINKLER DRAIN PIPING
FSP	FSP	WET STANDPIPE PIPING
	ETR	EXISTING TO REMAIN
	RE	REMOVE EXISTING
	FDC	FIRE DEPARTMENT CONNECTION
	FCVA	FLOOR CONTROL VALVE ASSEMBLY
	CAP	
	SPRINKLER REFER TO SPRINKLER SCHEDULE FOR TYPE	
	PIPE UP	
	PIPE DOWN	
	PIPE DROP	
	ALARM CHECK VALVE (MACV) / DRY PIPE VALVE (DPV)	
	CHECK VALVE	
#	HYDRAULIC CALCULATION NODE	
#	KEYNOTE DESIGNATION / DRAWING KEYNOTE	
	DETAIL DESIGNATION NUMBER DRAWING NUMBER	

ARCH	ARCHITECT
AFF	ABOVE FINISHED FLOOR
CLG	CEILING
CONT	CONTINUATION
CTE	CONNECT TO EXISTING
DCV	DOUBLE CHECK VALVE ASSEMBLY
DR	DRINKING FOUNTAIN
DS	DRY SYSTEM
DWG	DRAWING
EC	ELECTRICAL CONTRACTOR
ELEC	ELECTRICAL
RE	REMOVE EXISTING
ETR	EXISTING TO REMAIN
FCV	FLOOR CONTROL VALVE ASSEMBLY
FFE	FINISHED FLOOR ELEVATION
FT	FOOT/FEET
GC	GENERAL CONTRACTOR
GPM	GALLON PER MINUTE
MIN	MINIMUM
MAX	MAXIMUM
NFPA	NATIONAL FIRE PROTECTION ASSOCIATION
NIC	NOT IN CONTRACT
NTS	NOT TO SCALE
OED	OPEN-END DRAIN
PC	PLUMBING CONTRACTOR
RE	REMOVE EXISTING
SPR	SPRINKLER PIPING
UNO	UNLESS NOTED OTHERWISE
WS	WET SYSTEM

SPRINKLER SCHEDULE

SYMBOL	TYPE	MODEL	FINISH AND TEMPERATURE	K-FACTOR	LOCATION
○	UPRIGHT	TYCO TY-FRB	CHROME 155°F	5.6	AREAS W/ UNFINISHED CEILINGS
●	RECESSED PENDENT	TYCO TY-FRB	CHROME 155°F	5.6	AREAS W/ FINISHED CEILINGS
○	UPRIGHT	TYCO TY-FRB	CHROME 286°F	5.6	MECHANICAL

Finegold Alexander Architects

PROJECT TEAM:

OWNER:
Leicester Public School
3 Washburn Sq. 3rd Floor
Leicester, MA 01524

Structural Engineer
RSE Associates, Inc.
63 Pleasant St. Ste. 200
Watertown, MA 02472
T: 617.926.9300

MPFP Engineer
BLW Engineers, Inc.
311 Great Road, Post Office Box 1551
Littleton, MA 01460
T: 978.486.4301

Landscape Architect
Warner Larson Landscape Architects
130 West Broadway
Boston, MA 02127
T: 617.464.1440

Electrical Engineer
ART Engineering
38 Front St. Flr 3
Worcester, MA 01608
T: 508.797.7071

Civil Engineer
Nitsch Engineering
2 Center Plaza, Suite 430
Boston, MA 02108
T: 617.338.0063

Geotechnical Engineer
McPhail Associates, LLC
2269 Massachusetts Ave.
Cambridge, MA 02140
T: 617.868.1420

Code Consultant
Jensen Hughes
1 Lincoln St.
Boston, MA 02111
T: 508.538.9409

Kitchen Consultant
Crabtree McGrath Associates, Inc.
161 West Main Street
Georgetown, MA 01833
T: 978.352.8500

Owners Project Manager
NV5
70 Fargo Street, Suite 800
Boston, MA 02210

KEY PLAN:

NORTH

SEAL:

Preliminary
Not For
Construction

PROJECT INFORMATION:

Leicester Middle School

70 Winslow Ave.
Leicester, MA 01524

PROJECT #: 201601510015
PROJECT ISSUE DATE: 02/13/2020
PROJECT STATUS: Schematic Design

SHEET NAME:

FIRE PROTECTION
LEGEND AND NOTES

DRAWING HISTORY:

NO.	DATE	DESCRIPTION

SHEET #:

FP001

C:\Users\nkim\Documents\18400 MEP_nkim.rvt
1/24/2020 11:05:00 AM

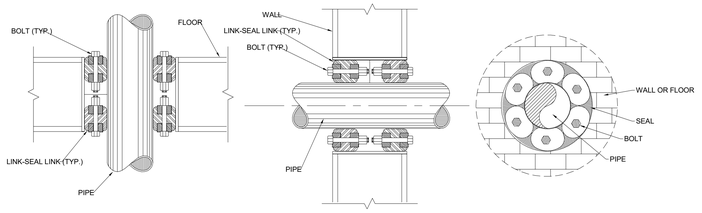

THRU FLOOR SECTION THRU WALL SECTION FRONT

NOTE:

1. INSTALL LINK-SEAL ON BOTH ENDS OF THE CORE DRILLED OPENING.

2. PROVIDE PROTECTIVE SLEEVE, COATING AND WRAPPING ON PIPING PENETRATIONS ALL THRU CONCRETE.

1 TYPICAL PIPING SLEEVE THRU WALL/FLOOR
NOT TO SCALE

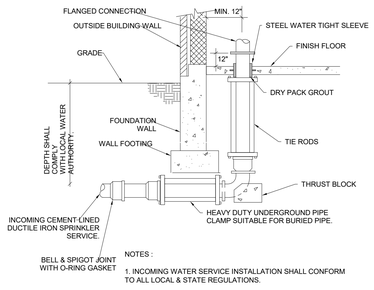

NOTES :

1. INCOMING WATER SERVICE INSTALLATION SHALL CONFORM TO ALL LOCAL & STATE REGULATIONS.

2. COORDINATE WITH LOCAL WATER AUTHORITY AND SITE UTILITIES PLAN.

3. COORDINATE SIZE AND REQUIREMENTS OF PIPING WALL SLEEVES WITH STRUCTURAL PLANS.

4 WATER SERVICE ENTRANCE DETAIL
NOT TO SCALE

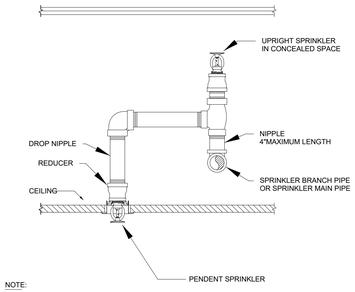

NOTE:

SPRINKLER PROTECTION ABOVE AND BELOW ARCHITECTURAL CEILING SHALL COMPLY WITH ALL NFPA 13 REQUIREMENTS.

5 SPRINKLER ABOVE AND BELOW CEILING
NOT TO SCALE

LATERAL (TRANSVERSE) BRACE

LONGITUDINAL BRACE

LONGITUDINAL/LATERAL BRACE

NOTE:

ALL APPLICABLE SPRINKLER PIPING SYSTEMS SHALL BE SEISMICALLY BRACED AND INSTALLED PER APPLICABLE SECTIONS OF THE STATE BUILDING CODE 8TH EDITION & NFPA 13 LATEST ACCEPTED EDITION.

SEISMIC BRACING SHALL BE BY TOLCO

2 TYPICAL SEISMIC BRACING DETAIL
NOT TO SCALE

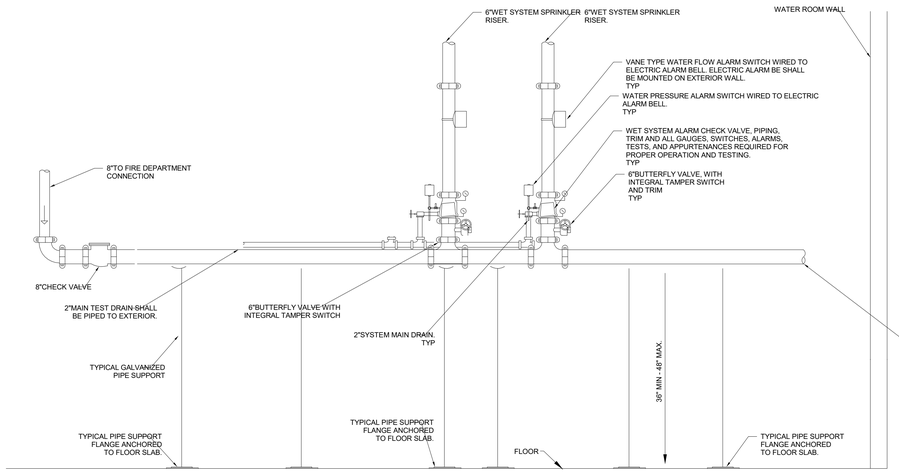

NOTES :

1. THE BACKFLOW PREVENTER SHALL BE REGISTERED WITH THE LOCAL WATER DEPARTMENT AUTHORITY BY THE SPRINKLER CONTRACTOR PRIOR TO INSTALLATION.

2. THE BACKFLOW PREVENTER SHALL BE INSTALLED IN STRICT ACCORDANCE WITH THE LOCAL WATER DEPARTMENT AUTHORITY REQUIREMENTS.

3. THE BACKFLOW PREVENTER DEVICE SHALL BE INSTALLED IN THE HORIZONTAL POSITION IN ACCORDANCE WITH THE MANUFACTURERS LISTINGS, APPROVALS, AND ALL LOCAL WATER DEPARTMENT GUIDELINES.

4. THE DEVICE SHALL BE INSTALLED AGAINST THE WATER ROOM WALL WITH A MINIMUM CLEARANCE OF 12" AWAY FROM THE MOUNTING WALL. THE DEVICE SHALL BE PROVIDED WITH A MINIMUM CLEARANCE OF 36" IN FRONT OF THE DEVICE FROM ANY OBSTRUCTIONS THAT WOULD IMPEDE THE TESTING OF THE DEVICE.

5. SIZING OF AIR COMPRESSORS SHALL DETERMINED WITH FINAL ROUTING OF SPRINKLER SYSTEMS. COORDINATE WITH ELECTRICAL CONTRACTOR.

3 INCOMING FIRE PROTECTION SERVICE DETAIL
NOT TO SCALE

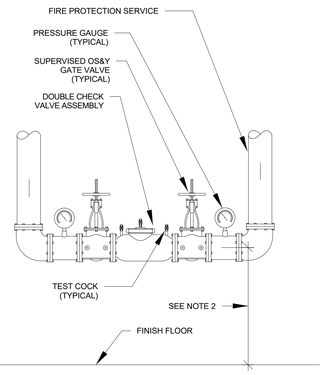

NOTES:
1. SUPPORT PIPING AND FITTINGS AS REQUIRED TO CONFORM TO MANUFACTURERS REQUIREMENTS.
2. INSTALL DCVA 3'-0" TO 4'-0" AFF WITH CLEAR SPACE OF 3'-0" IN FRONT, 1'-0" AT EACH END, AND 1'-0" FROM WALL (MINIMUM).

6 DOUBLE CHECK VALVE ASSEMBLY (DCVA)
NOT TO SCALE

C:\Users\nkim\Documents\18400 MEP_nkim.rvt
1/24/2020 11:05:01 AM

Finegold Alexander Architects

PROJECT TEAM:

OWNER:
Leicester Public School
3 Washburn Sq. 3rd Floor
Leicester, MA 01524

Structural Engineer
RSE Associates, Inc.
63 Pleasant St. Ste. 200
Watertown, MA 02472
T: 617.926.9300

MPFP Engineer
BLW Engineers, Inc.
311 Great Road, Post Office Box 1551
Littleton, MA 01460
T: 978.486.4301

Landscape Architect
Warner Larson Landscape Architects
130 West Broadway
Boston, MA 02127
T: 617.464.1440

Electrical Engineer
ART Engineering
38 Front St. Flr 3
Worcester, MA 01608
T: 508.797.7071

Civil Engineer
Nitsch Engineering
2 Center Plaza, Suite 430
Boston, MA 02108
T: 617.338.0063

Geotechnical Engineer
McPhail Associates, LLC
2269 Massachusetts Ave.
Cambridge, MA 02140
T: 617.868.1420

Code Consultant
Jensen Hughes
1 Lincoln St.
Boston, MA 02111
T: 508.538.9409

Kitchen Consultant
Crabtree McGrath Associates, Inc.
161 West Main Street
Georgetown, MA 01833
T: 978.352.8500

Owners Project Manager
NV5
70 Fargo Street, Suite 800
Boston, MA 02210

KEY PLAN:

NORTH

SEAL:

Preliminary Not For Construction

PROJECT INFORMATION:

Leicester Middle School

70 Winslow Ave.
Leicester, MA 01524

PROJECT #: 201601510015
PROJECT ISSUE DATE: 02/13/2020
PROJECT STATUS: Schematic Design

SHEET NAME:

FIRE PROTECTION DETAILS

DRAWING HISTORY:

NO.	DATE	DESCRIPTION

SHEET #:

FP002

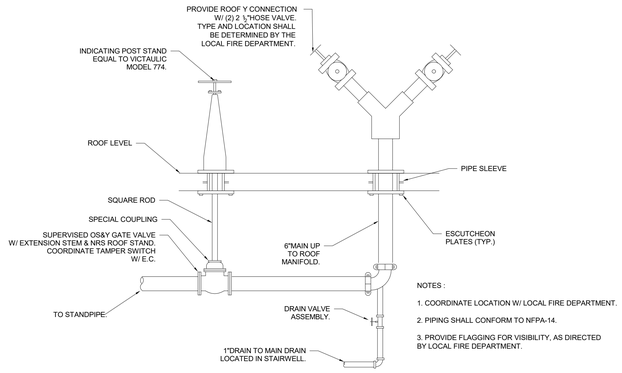

5 ROOF MANIFOLD DETAILS
NOT TO SCALE

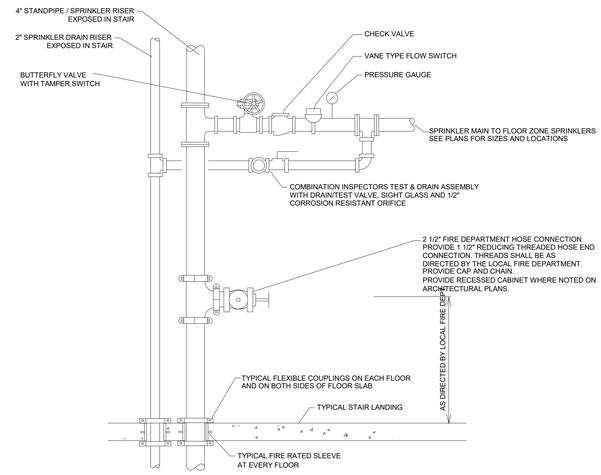

NOTE:

1. FIRE DEPARTMENT HOSE VALVE & THREADED REDUCED SHALL BE APPROVED BY THE LOCAL FIRE DEPARTMENT PRIOR TO PURCHASE & INSTALLATION.

2. PROVIDE WATER PRESSURE GAUGE AT THE TOP OF THE STANDPIPE RISER.

3. THE ZONE CONTROL STATION AND ALL ASSOCIATED VALVES, GAUGES 7 PIPING, THE STANDPIPE/SPRINKLER RISER & THE DRAIN RISER SHALL BE INSTALLED EXPOSED.

4. SPRINKLER SYSTEM PIPING IN STAIRWELLS SHALL BE COORDINATED WITH RAILS. COORDINATE LOCATION WITH ARCHITECTURAL PLANS.

6 TYPICAL EXPOSED FLOOR/ZONE CONTROL STATION
NOT TO SCALE

C:\Users\nkim\Documents\18400 MEP_nkim.rvt
1/24/2020 11:05:01 AM

Finegold Alexander Architects

PROJECT TEAM:

OWNER:
Leicester Public School
3 Washburn Sq. 3rd Floor
Leicester, MA 01524

Structural Engineer
RSE Associates, Inc.
63 Pleasant St. Ste. 200
Watertown, MA 02472
T: 617.926.9300

MPFP Engineer
BLW Engineers, Inc.
311 Great Road, Post Office Box 1551
Littleton, MA 01460
T: 978.486.4301

Landscape Architect
Warner Larson Landscape Architects
130 West Broadway
Boston, MA 02127
T: 617.464.1440

Electrical Engineer
ART Engineering
38 Front St. Flr 3
Worcester, MA 01608
T: 508.797.7071

Civil Engineer
Nitsch Engineering
2 Center Plaza, Suite 430
Boston, MA 02108
T: 617.338.0063

Geotechnical Engineer
McPhail Associates, LLC
2269 Massachusetts Ave.
Cambridge, MA 02140
T: 617.868.1420

Code Consultant
Jensen Hughes
1 Lincoln St.
Boston, MA 02111
T: 508.538.9409

Kitchen Consultant
Crabtree McGrath Associates, Inc.
161 West Main Street
Georgetown, MA 01833
T: 978.352.8500

Owners Project Manager
NV5
70 Fargo Street, Suite 800
Boston, MA 02210

KEY PLAN:

NORTH

SEAL:

Preliminary
Not For
Construction

PROJECT INFORMATION:

Leicester Middle School

70 Winslow Ave.
Leicester, MA 01524

PROJECT #: 201601510015
PROJECT ISSUE DATE: 02/13/2020
PROJECT STATUS: Schematic Design

SHEET NAME:

FIRE PROTECTION
DETAILS

DRAWING HISTORY:

NO.	DATE	DESCRIPTION

SHEET #:

FP003

LEVEL 1 - CLASS ROOMS, CORRIDORS, RESTROOMS, GYM	
SYSTEM TYPE: WET	
LIGHT HAZARD	
DENSITY: 0.10 GPM/FT²	AREA OF APPLICATION 1,500 SF
MAX PROTECTION AREA 225 FT²/SPRINKLER	HOSE ALLOWANCE 100 GPM
REMARKS: 1. PROVIDE LOW POINT DRAINS AS REQUIRED BY NFPA 13. LOW POINT DRAINS SHALL BE COORDINATED WITH ARCHITECTURAL RCP AND SHALL BE LOCATED IN AN ACCESSIBLE LOCATION, OTHERWISE AN ACCESS PANEL SHAL BE PROVIDED. 2. PROVIDE ADDITIONAL SPRINKLER AS NECESSARY TO COORDINATE WITH ALL OBSTRUCTIONS PER NFPA 13. 3. QUICK RESPONSE UPRIGHT SPRINKLERS SHALL BE PROVIDED IN AREAS WITHOUT FINISHED CEILINGS. 4. QUICK RESPONSE RECESSED PENDENT SPRINKLERS SHALL BE PROVIDED IN AREAS WITH FINISHED CEILINGS.	

LEVEL 1 - MECHANICAL ROOMS, ELECTRICAL ROOMS	
SYSTEM TYPE: WET	
ORDINARY HAZARD GROUP 1	
DENSITY: 0.15 GPM/FT²	AREA OF APPLICATION 1,500 SF
MAX PROTECTION AREA 130 FT²/SPRINKLER	HOSE ALLOWANCE 250 GPM
REMARKS: 1. PROVIDE LOW POINT DRAINS AS REQUIRED BY NFPA 13. LOW POINT DRAINS SHALL BE COORDINATED WITH ARCHITECTURAL RCP AND SHALL BE LOCATED IN AN ACCESSIBLE LOCATION, OTHERWISE AN ACCESS PANEL SHAL BE PROVIDED. 2. PROVIDE ADDITIONAL SPRINKLER AS NECESSARY TO COORDINATE WITH ALL OBSTRUCTIONS PER NFPA 13. 3. QUICK RESPONSE UPRIGHT SPRINKLERS SHALL BE PROVIDED IN AREAS WITHOUT FINISHED CEILINGS. 4. QUICK RESPONSE RECESSED PENDENT SPRINKLERS SHALL BE PROVIDED IN AREAS WITH FINISHED CEILINGS.	

LEVEL 1 - STORAGE	
SYSTEM TYPE: WET	
ORDINARY HAZARD GROUP 2	
DENSITY: 0.20 GPM/FT²	AREA OF APPLICATION 1,500 SF
MAX PROTECTION AREA 130 FT²/SPRINKLER	HOSE ALLOWANCE 250 GPM
REMARKS: 1. PROVIDE LOW POINT DRAINS AS REQUIRED BY NFPA 13. LOW POINT DRAINS SHALL BE COORDINATED WITH ARCHITECTURAL RCP AND SHALL BE LOCATED IN AN ACCESSIBLE LOCATION, OTHERWISE AN ACCESS PANEL SHAL BE PROVIDED. 2. PROVIDE ADDITIONAL SPRINKLER AS NECESSARY TO COORDINATE WITH ALL OBSTRUCTIONS PER NFPA 13. 3. QUICK RESPONSE UPRIGHT SPRINKLERS SHALL BE PROVIDED IN AREAS WITHOUT FINISHED CEILINGS. 4. QUICK RESPONSE RECESSED PENDENT SPRINKLERS SHALL BE PROVIDED IN AREAS WITH FINISHED CEILINGS.	

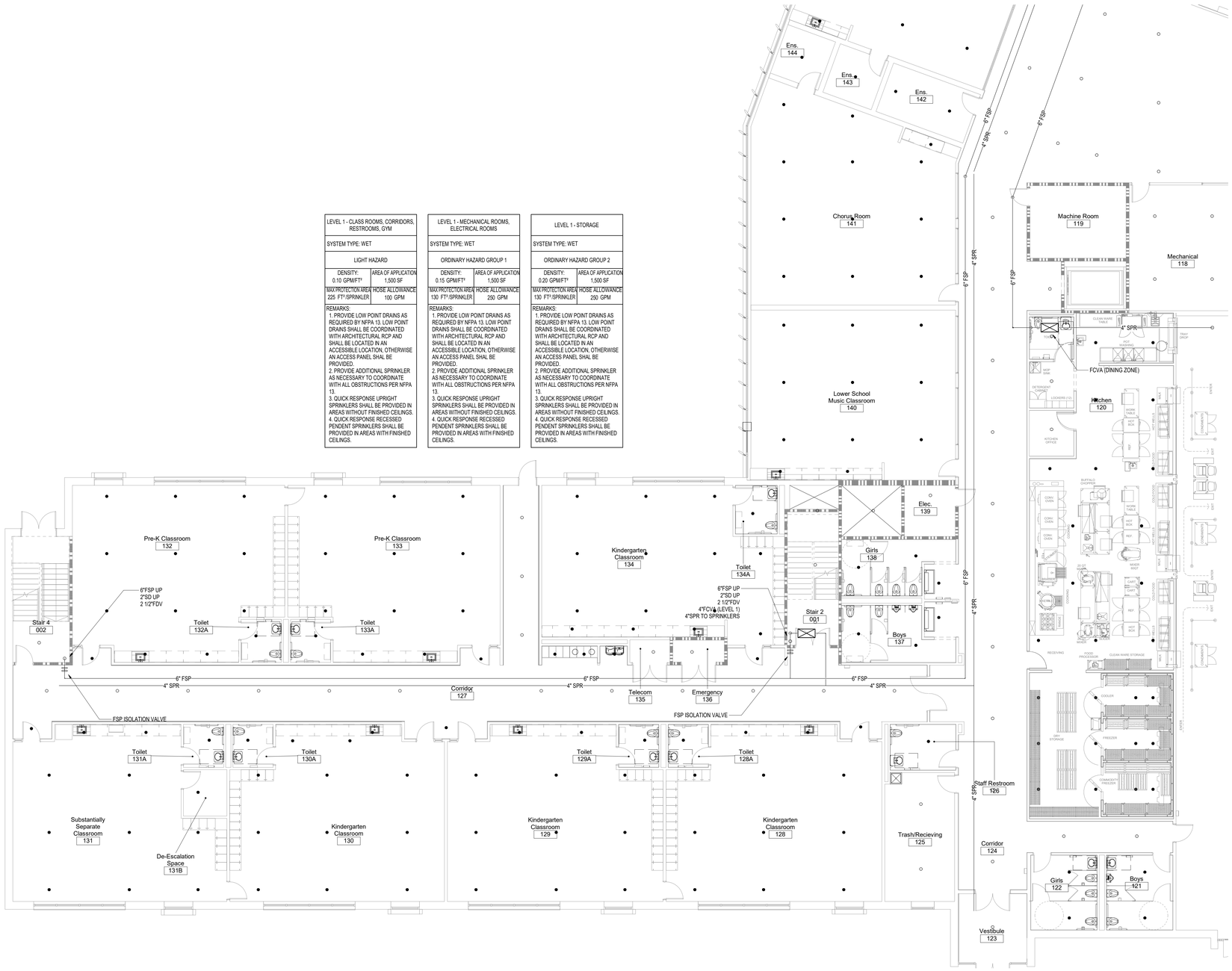

C:\Users\nkim\Documents\18400 MEP_nkim.rvt
1/24/2020 11:05:09 AM

Finegold Alexander Architects

PROJECT TEAM:

OWNER:
Leicester Public School
3 Washburn Sq. 3rd Floor
Leicester, MA 01524

Structural Engineer
RSE Associates, Inc.
63 Pleasant St. Ste. 200
Watertown, MA 02472
T: 617.926.9300

MPFP Engineer
BLW Engineers, Inc.
311 Great Road, Post Office Box 1551
Littleton, MA 01460
T: 978.486.4301

Landscape Architect
Warner Larson Landscape Architects
130 West Broadway
Boston, MA 02127
T: 617.464.1440

Electrical Engineer
ART Engineering
38 Front St. Flr 3
Worcester, MA 01608
T: 508.797.7071

Civil Engineer
Nitsch Engineering
2 Center Plaza, Suite 430
Boston, MA 02108
T: 617.338.0063

Geotechnical Engineer
McPhail Associates, LLC
2269 Massachusetts Ave.
Cambridge, MA 02140
T: 617.868.1420

Code Consultant
Jensen Hughes
1 Lincoln St.
Boston, MA 02111
T: 508.538.9409

Kitchen Consultant
Crabtree McGrath Associates, Inc.
161 West Main Street
Georgetown, MA 01833
T: 978.352.8500

Owners Project Manager
NV5
70 Fargo Street, Suite 800
Boston, MA 02210

KEY PLAN:

NORTH

SEAL:

Preliminary
Not For
Construction

PROJECT INFORMATION:

Leicester Middle School

70 Winslow Ave.
Leicester, MA 01524

PROJECT #: 201601510015
PROJECT ISSUE DATE: 02/13/2020
PROJECT STATUS: Schematic Design

SHEET NAME:

FIRE PROTECTION
FIRST FLOOR PARTIAL PLAN - PART A

DRAWING HISTORY:

NO.	DATE	DESCRIPTION

SHEET #:

FP111

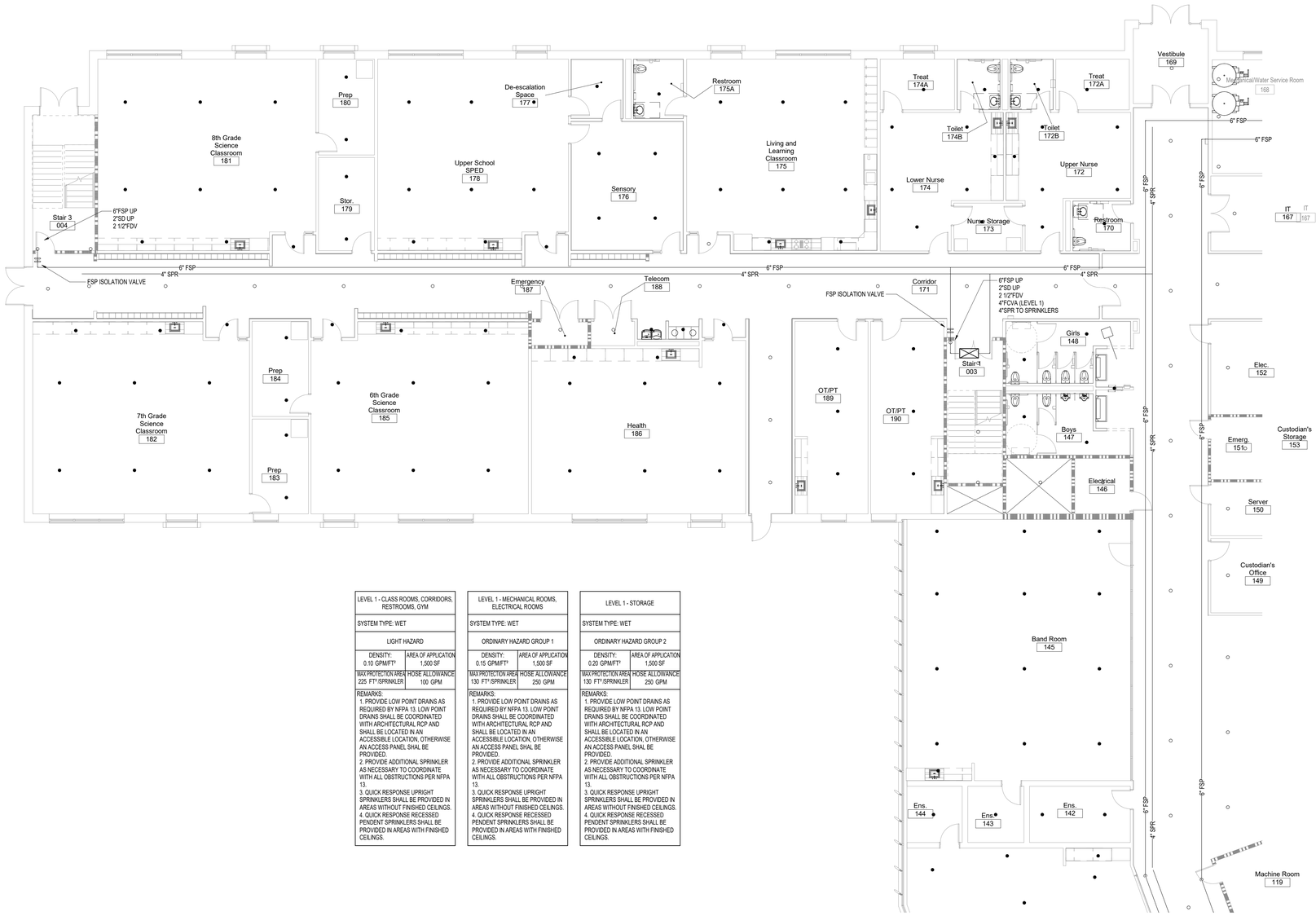

LEVEL 1 - CLASS ROOMS, CORRIDORS, RESTROOMS, GYM	
SYSTEM TYPE: WET	
LIGHT HAZARD	
DENSITY: 0.10 GPM/FT²	AREA OF APPLICATION 1,500 SF
MAX PROTECTION AREA 225 FT² SPRINKLER	HOSE ALLOWANCE 100 GPM
REMARKS: 1. PROVIDE LOW POINT DRAINS AS REQUIRED BY NFPA 13. LOW POINT DRAINS SHALL BE COORDINATED WITH ARCHITECTURAL RCP AND SHALL BE LOCATED IN AN ACCESSIBLE LOCATION, OTHERWISE AN ACCESS PANEL SHAL BE PROVIDED. 2. PROVIDE ADDITIONAL SPRINKLER AS NECESSARY TO COORDINATE WITH ALL OBSTRUCTIONS PER NFPA 13. 3. QUICK RESPONSE UPRIGHT SPRINKLERS SHALL BE PROVIDED IN AREAS WITHOUT FINISHED CEILINGS. 4. QUICK RESPONSE RECESSED PENDENT SPRINKLERS SHALL BE PROVIDED IN AREAS WITH FINISHED CEILINGS.	

LEVEL 1 - MECHANICAL ROOMS, ELECTRICAL ROOMS	
SYSTEM TYPE: WET	
ORDINARY HAZARD GROUP 1	
DENSITY: 0.15 GPM/FT²	AREA OF APPLICATION 1,500 SF
MAX PROTECTION AREA 130 FT² SPRINKLER	HOSE ALLOWANCE 250 GPM
REMARKS: 1. PROVIDE LOW POINT DRAINS AS REQUIRED BY NFPA 13. LOW POINT DRAINS SHALL BE COORDINATED WITH ARCHITECTURAL RCP AND SHALL BE LOCATED IN AN ACCESSIBLE LOCATION, OTHERWISE AN ACCESS PANEL SHAL BE PROVIDED. 2. PROVIDE ADDITIONAL SPRINKLER AS NECESSARY TO COORDINATE WITH ALL OBSTRUCTIONS PER NFPA 13. 3. QUICK RESPONSE UPRIGHT SPRINKLERS SHALL BE PROVIDED IN AREAS WITHOUT FINISHED CEILINGS. 4. QUICK RESPONSE RECESSED PENDENT SPRINKLERS SHALL BE PROVIDED IN AREAS WITH FINISHED CEILINGS.	

LEVEL 1 - STORAGE	
SYSTEM TYPE: WET	
ORDINARY HAZARD GROUP 2	
DENSITY: 0.20 GPM/FT²	AREA OF APPLICATION 1,500 SF
MAX PROTECTION AREA 130 FT² SPRINKLER	HOSE ALLOWANCE 250 GPM
REMARKS: 1. PROVIDE LOW POINT DRAINS AS REQUIRED BY NFPA 13. LOW POINT DRAINS SHALL BE COORDINATED WITH ARCHITECTURAL RCP AND SHALL BE LOCATED IN AN ACCESSIBLE LOCATION, OTHERWISE AN ACCESS PANEL SHAL BE PROVIDED. 2. PROVIDE ADDITIONAL SPRINKLER AS NECESSARY TO COORDINATE WITH ALL OBSTRUCTIONS PER NFPA 13. 3. QUICK RESPONSE UPRIGHT SPRINKLERS SHALL BE PROVIDED IN AREAS WITHOUT FINISHED CEILINGS. 4. QUICK RESPONSE RECESSED PENDENT SPRINKLERS SHALL BE PROVIDED IN AREAS WITH FINISHED CEILINGS.	

C:\Users\nkim\Documents\18400 MEP_nkim.rvt
1/24/2020 11:05:13 AM

Finegold Alexander Architects

PROJECT TEAM:

OWNER:
Leicester Public School
3 Washburn Sq. 3rd Floor
Leicester, MA 01524

Structural Engineer
RSE Associates, Inc.
63 Pleasant St. Ste. 200
Watertown, MA 02472
T: 617.926.9300

MPFP Engineer
BLW Engineers, Inc.
311 Great Road, Post Office Box 1551
Littleton, MA 01460
T: 978.486.4301

Landscape Architect
Warner Larson Landscape Architects
130 West Broadway
Boston, MA 02127
T: 617.464.1440

Electrical Engineer
ART Engineering
38 Front St. Flr 3
Worcester, MA 01608
T: 508.797.7071

Civil Engineer
Nitsch Engineering
2 Center Plaza, Suite 430
Boston, MA 02108
T: 617.338.0063

Geotechnical Engineer
McPhail Associates, LLC
2269 Massachusetts Ave.
Cambridge, MA 02140
T: 617.868.1420

Code Consultant
Jensen Hughes
1 Lincoln St.
Boston, MA 02111
T: 508.538.9409

Kitchen Consultant
Crabtree McGrath Associates, Inc.
161 West Main Street
Georgetown, MA 01833
T: 978.352.8500

Owners Project Manager
NV5
70 Fargo Street, Suite 800
Boston, MA 02210

KEY PLAN:

NORTH

SEAL:

Preliminary
Not For
Construction

PROJECT INFORMATION:

Leicester Middle School

70 Winslow Ave.
Leicester, MA 01524

PROJECT #: 201601510015
PROJECT ISSUE DATE: 02/13/2020
PROJECT STATUS: Schematic Design

SHEET NAME:

FIRE PROTECTION
FIRST FLOOR PARTIAL PLAN - PART B

DRAWING HISTORY:

NO.	DATE	DESCRIPTION

SHEET #:

FP112

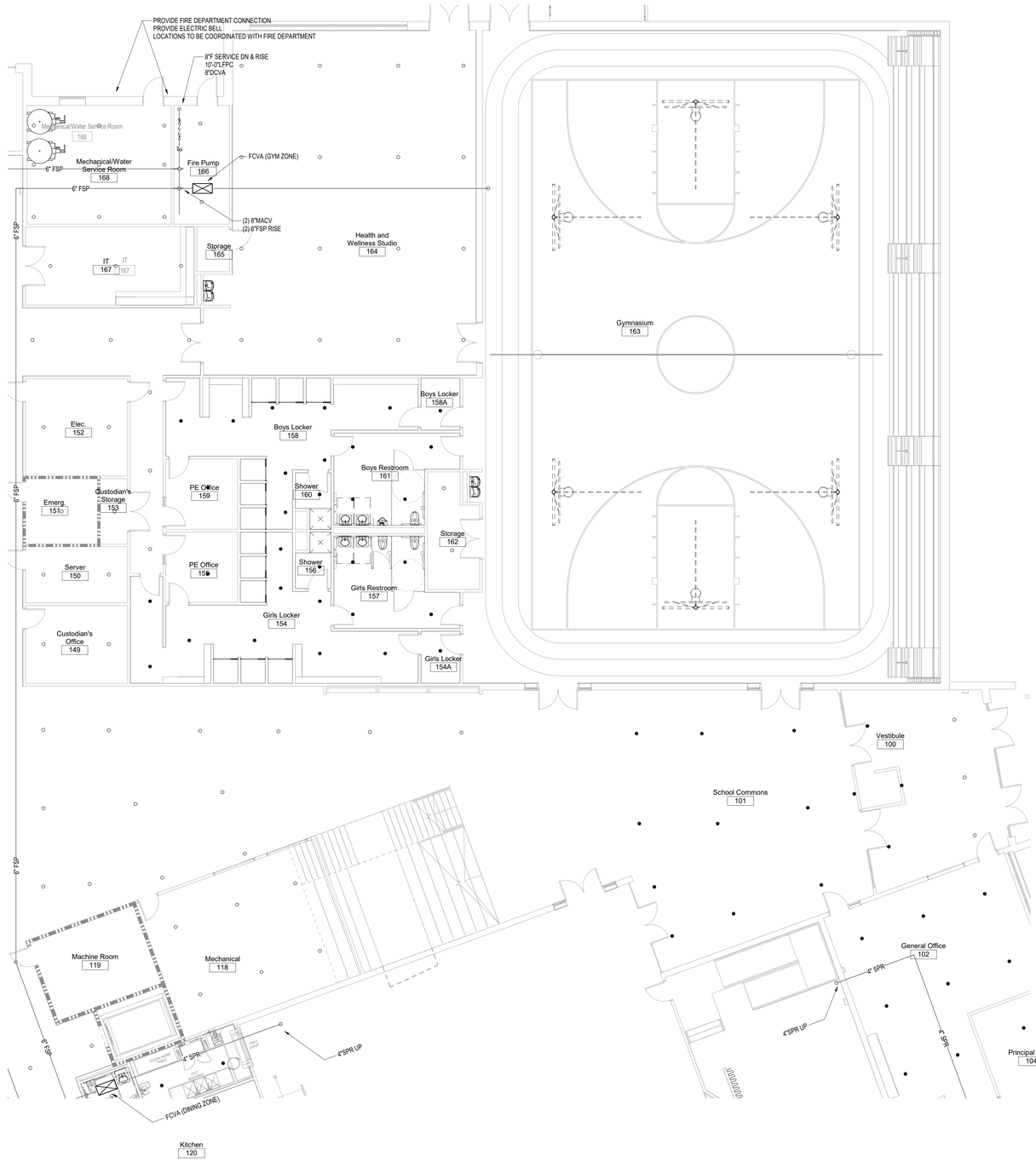

LEVEL 1 - CLASS ROOMS, CORRIDORS, RESTROOMS, GYM	
SYSTEM TYPE: WET	
LIGHT HAZARD	
DENSITY: 0.10 GPM/FT²	AREA OF APPLICATION 1,500 SF
MAX PROTECTION AREA 225 FT²/SPRINKLER	HOSE ALLOWANCE 100 GPM
REMARKS: 1. PROVIDE LOW POINT DRAINS AS REQUIRED BY NFPA 13. LOW POINT DRAINS SHALL BE COORDINATED WITH ARCHITECTURAL RCP AND SHALL BE LOCATED IN AN ACCESSIBLE LOCATION. OTHERWISE AN ACCESS PANEL SHAL BE PROVIDED. 2. PROVIDE ADDITIONAL SPRINKLER AS NECESSARY TO COORDINATE WITH ALL OBSTRUCTIONS PER NFPA 13. 3. QUICK RESPONSE UPRIGHT SPRINKLERS SHALL BE PROVIDED IN AREAS WITHOUT FINISHED CEILINGS. 4. QUICK RESPONSE RECESSED PENDENT SPRINKLERS SHALL BE PROVIDED IN AREAS WITH FINISHED CEILINGS.	

LEVEL 1 - MECHANICAL ROOMS, ELECTRICAL ROOMS	
SYSTEM TYPE: WET	
ORDINARY HAZARD GROUP 1	
DENSITY: 0.15 GPM/FT²	AREA OF APPLICATION 1,500 SF
MAX PROTECTION AREA 130 FT²/SPRINKLER	HOSE ALLOWANCE 250 GPM
REMARKS: 1. PROVIDE LOW POINT DRAINS AS REQUIRED BY NFPA 13. LOW POINT DRAINS SHALL BE COORDINATED WITH ARCHITECTURAL RCP AND SHALL BE LOCATED IN AN ACCESSIBLE LOCATION. OTHERWISE AN ACCESS PANEL SHAL BE PROVIDED. 2. PROVIDE ADDITIONAL SPRINKLER AS NECESSARY TO COORDINATE WITH ALL OBSTRUCTIONS PER NFPA 13. 3. QUICK RESPONSE UPRIGHT SPRINKLERS SHALL BE PROVIDED IN AREAS WITHOUT FINISHED CEILINGS. 4. QUICK RESPONSE RECESSED PENDENT SPRINKLERS SHALL BE PROVIDED IN AREAS WITH FINISHED CEILINGS.	

LEVEL 1 - STORAGE	
SYSTEM TYPE: WET	
ORDINARY HAZARD GROUP 2	
DENSITY: 0.20 GPM/FT²	AREA OF APPLICATION 1,500 SF
MAX PROTECTION AREA 130 FT²/SPRINKLER	HOSE ALLOWANCE 250 GPM
REMARKS: 1. PROVIDE LOW POINT DRAINS AS REQUIRED BY NFPA 13. LOW POINT DRAINS SHALL BE COORDINATED WITH ARCHITECTURAL RCP AND SHALL BE LOCATED IN AN ACCESSIBLE LOCATION. OTHERWISE AN ACCESS PANEL SHAL BE PROVIDED. 2. PROVIDE ADDITIONAL SPRINKLER AS NECESSARY TO COORDINATE WITH ALL OBSTRUCTIONS PER NFPA 13. 3. QUICK RESPONSE UPRIGHT SPRINKLERS SHALL BE PROVIDED IN AREAS WITHOUT FINISHED CEILINGS. 4. QUICK RESPONSE RECESSED PENDENT SPRINKLERS SHALL BE PROVIDED IN AREAS WITH FINISHED CEILINGS.	

Finegold Alexander Architects

PROJECT TEAM:

OWNER:
Leicester Public School
3 Washburn Sq. 3rd Floor
Leicester, MA 01524

Structural Engineer
RSE Associates, Inc.
63 Pleasant St. Ste. 200
Watertown, MA 02472
T: 617.926.9300

MPFP Engineer
BLW Engineers, Inc.
311 Great Road, Post Office Box 1551
Littleton, MA 01460
T: 978.486.4301

Landscape Architect
Warner Larson Landscape Architects
130 West Broadway
Boston, MA 02127
T: 617.464.1440

Electrical Engineer
ART Engineering
38 Front St. Flr 3
Worcester, MA 01608
T: 508.797.7071

Civil Engineer
Nitsch Engineering
2 Center Plaza, Suite 430
Boston, MA 02108
T: 617.338.0063

Geotechnical Engineer
McPhail Associates, LLC
2269 Massachusetts Ave.
Cambridge, MA 02140
T: 617.868.1420

Code Consultant
Jensen Hughes
1 Lincoln St.
Boston, MA 02111
T: 508.538.9409

Kitchen Consultant
Crabtree McGrath Associates, Inc.
161 West Main Street
Georgetown, MA 01833
T: 978.352.8500

Owners Project Manager
NV5
70 Fargo Street, Suite 800
Boston, MA 02210

KEY PLAN:

NORTH

SEAL:

Preliminary
Not For
Construction

PROJECT INFORMATION:

Leicester Middle School

70 Winslow Ave.
Leicester, MA 01524

PROJECT #: 201601510015
PROJECT ISSUE DATE: 02/13/2020
PROJECT STATUS: Schematic Design

SHEET NAME:

FIRE PROTECTION
FIRST FLOOR PARTIAL PLAN - PART C

DRAWING HISTORY:

NO.	DATE	DESCRIPTION

SHEET #:

FP113

C:\Users\nkim\Documents\18400 MEP_nkim.rvt
1/24/2020 11:05:18 AM

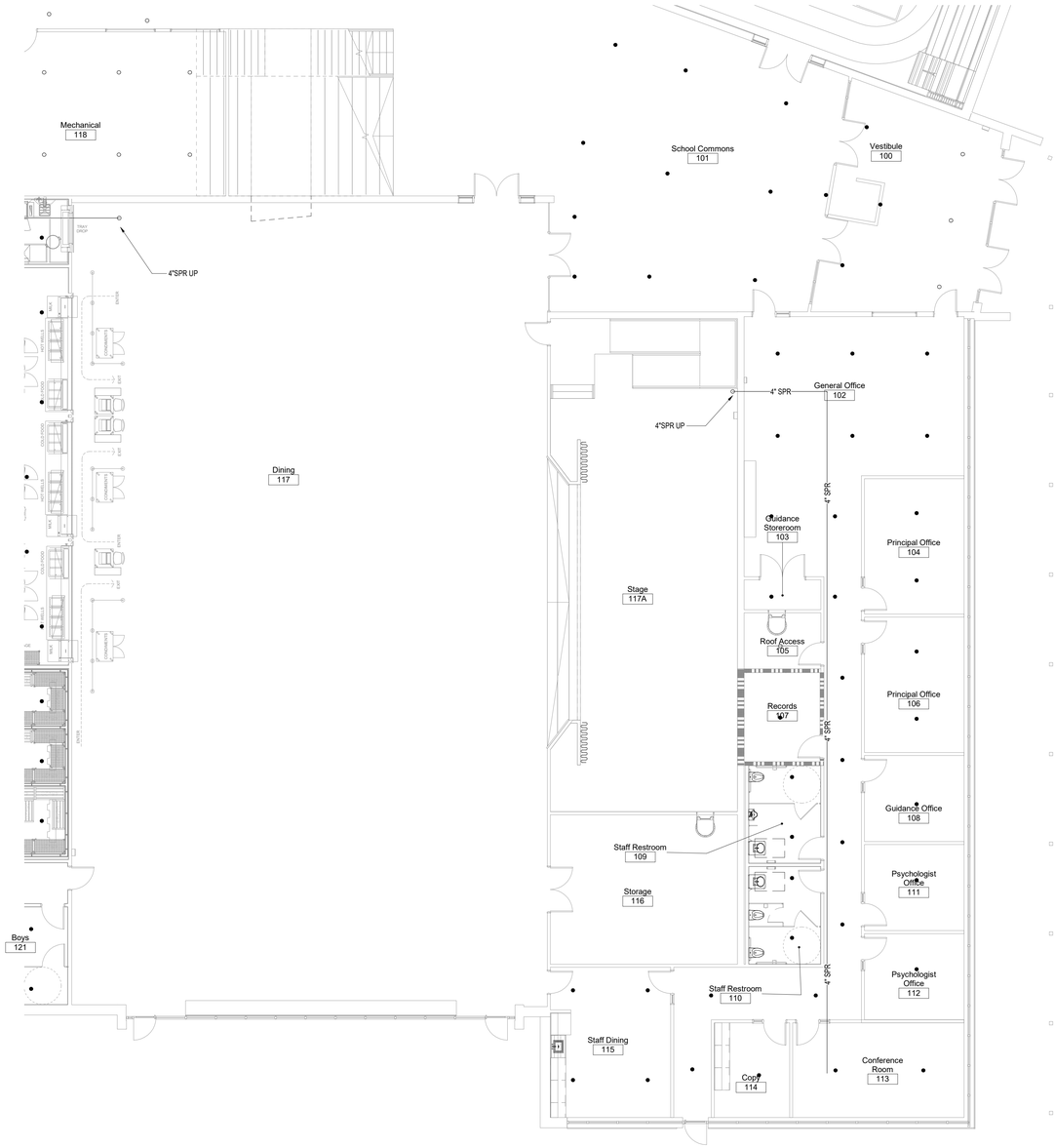

LEVEL 1 - CLASS ROOMS, CORRIDORS, RESTROOMS, GYM	
SYSTEM TYPE: WET	
LIGHT HAZARD	
DENSITY: 0.10 GPM/FT²	AREA OF APPLICATION 1,500 SF
MAX PROTECTION AREA 225 FT²/SPRINKLER	HOSE ALLOWANCE 100 GPM
REMARKS: 1. PROVIDE LOW POINT DRAINS AS REQUIRED BY NFPA 13. LOW POINT DRAINS SHALL BE COORDINATED WITH ARCHITECTURAL RCP AND SHALL BE LOCATED IN AN ACCESSIBLE LOCATION, OTHERWISE AN ACCESS PANEL SHAL BE PROVIDED. 2. PROVIDE ADDITIONAL SPRINKLER AS NECESSARY TO COORDINATE WITH ALL OBSTRUCTIONS PER NFPA 13. 3. QUICK RESPONSE UPRIGHT SPRINKLERS SHALL BE PROVIDED IN AREAS WITHOUT FINISHED CEILINGS. 4. QUICK RESPONSE RECESSED PENDENT SPRINKLERS SHALL BE PROVIDED IN AREAS WITH FINISHED CEILINGS.	

LEVEL 1 - MECHANICAL ROOMS, ELECTRICAL ROOMS	
SYSTEM TYPE: WET	
ORDINARY HAZARD GROUP 1	
DENSITY: 0.15 GPM/FT²	AREA OF APPLICATION 1,500 SF
MAX PROTECTION AREA 130 FT²/SPRINKLER	HOSE ALLOWANCE 250 GPM
REMARKS: 1. PROVIDE LOW POINT DRAINS AS REQUIRED BY NFPA 13. LOW POINT DRAINS SHALL BE COORDINATED WITH ARCHITECTURAL RCP AND SHALL BE LOCATED IN AN ACCESSIBLE LOCATION, OTHERWISE AN ACCESS PANEL SHAL BE PROVIDED. 2. PROVIDE ADDITIONAL SPRINKLER AS NECESSARY TO COORDINATE WITH ALL OBSTRUCTIONS PER NFPA 13. 3. QUICK RESPONSE UPRIGHT SPRINKLERS SHALL BE PROVIDED IN AREAS WITHOUT FINISHED CEILINGS. 4. QUICK RESPONSE RECESSED PENDENT SPRINKLERS SHALL BE PROVIDED IN AREAS WITH FINISHED CEILINGS.	

LEVEL 1 - STORAGE	
SYSTEM TYPE: WET	
ORDINARY HAZARD GROUP 2	
DENSITY: 0.20 GPM/FT²	AREA OF APPLICATION 1,500 SF
MAX PROTECTION AREA 130 FT²/SPRINKLER	HOSE ALLOWANCE 250 GPM
REMARKS: 1. PROVIDE LOW POINT DRAINS AS REQUIRED BY NFPA 13. LOW POINT DRAINS SHALL BE COORDINATED WITH ARCHITECTURAL RCP AND SHALL BE LOCATED IN AN ACCESSIBLE LOCATION, OTHERWISE AN ACCESS PANEL SHAL BE PROVIDED. 2. PROVIDE ADDITIONAL SPRINKLER AS NECESSARY TO COORDINATE WITH ALL OBSTRUCTIONS PER NFPA 13. 3. QUICK RESPONSE UPRIGHT SPRINKLERS SHALL BE PROVIDED IN AREAS WITHOUT FINISHED CEILINGS. 4. QUICK RESPONSE RECESSED PENDENT SPRINKLERS SHALL BE PROVIDED IN AREAS WITH FINISHED CEILINGS.	

Finegold Alexander Architects

PROJECT TEAM:

OWNER:
Leicester Public School
3 Washburn Sq. 3rd Floor
Leicester, MA 01524

Structural Engineer
RSE Associates, Inc.
63 Pleasant St. Ste. 200
Watertown, MA 02472
T: 617.926.9300

MPFP Engineer
BLW Engineers, Inc.
311 Great Road, Post Office Box 1551
Littleton, MA 01460
T: 978.486.4301

Landscape Architect
Warner Larson Landscape Architects
130 West Broadway
Boston, MA 02127
T: 617.464.1440

Electrical Engineer
ART Engineering
38 Front St. Flr 3
Worcester, MA 01608
T: 508.797.7071

Civil Engineer
Nitsch Engineering
2 Center Plaza, Suite 430
Boston, MA 02108
T: 617.338.0063

Geotechnical Engineer
McPhail Associates, LLC
2269 Massachusetts Ave.
Cambridge, MA 02140
T: 617.868.1420

Code Consultant
Jensen Hughes
1 Lincoln St.
Boston, MA 02111
T: 508.538.9409

Kitchen Consultant
Crabtree McGrath Associates, Inc.
161 West Main Street
Georgetown, MA 01833
T: 978.352.8500

Owners Project Manager
NV5
70 Fargo Street, Suite 800
Boston, MA 02210

KEY PLAN:

NORTH

SEAL:

Preliminary
Not For
Construction

PROJECT INFORMATION:

Leicester Middle School

70 Winslow Ave.
Leicester, MA 01524

PROJECT #: 201601510015
PROJECT ISSUE DATE: 02/13/2020
PROJECT STATUS: Schematic Design

SHEET NAME:

FIRE PROTECTION
FIRST FLOOR PARTIAL PLAN - PART D

DRAWING HISTORY:

NO.	DATE	DESCRIPTION

SHEET #:

FP114

C:\Users\nkim\Documents\18400 MEP_nkim.rvt
1/24/2020 11:05:24 AM

LEVEL 2 - CLASS ROOMS, CORRIDORS, RESTROOMS, GYM	
SYSTEM TYPE: WET	
LIGHT HAZARD	
DENSITY: 0.10 GPM/FT²	AREA OF APPLICATION 1,500 SF
MAX PROTECTION AREA 225 FT²/SPRINKLER	HOSE ALLOWANCE 100 GPM
REMARKS: 1. PROVIDE LOW POINT DRAINS AS REQUIRED BY NFPA 13. LOW POINT DRAINS SHALL BE COORDINATED WITH ARCHITECTURAL RCP AND SHALL BE LOCATED IN AN ACCESSIBLE LOCATION. OTHERWISE AN ACCESS PANEL SHAL BE PROVIDED. 2. PROVIDE ADDITIONAL SPRINKLER AS NECESSARY TO COORDINATE WITH ALL OBSTRUCTIONS PER NFPA 13. 3. QUICK RESPONSE UPRIGHT SPRINKLERS SHALL BE PROVIDED IN AREAS WITHOUT FINISHED CEILINGS. 4. QUICK RESPONSE RECESSED PENDENT SPRINKLERS SHALL BE PROVIDED IN AREAS WITH FINISHED CEILINGS.	

LEVEL 2 - MECHANICAL ROOMS, ELECTRICAL ROOMS	
SYSTEM TYPE: WET	
ORDINARY HAZARD GROUP 1	
DENSITY: 0.15 GPM/FT²	AREA OF APPLICATION 1,500 SF
MAX PROTECTION AREA 130 FT²/SPRINKLER	HOSE ALLOWANCE 250 GPM
REMARKS: 1. PROVIDE LOW POINT DRAINS AS REQUIRED BY NFPA 13. LOW POINT DRAINS SHALL BE COORDINATED WITH ARCHITECTURAL RCP AND SHALL BE LOCATED IN AN ACCESSIBLE LOCATION. OTHERWISE AN ACCESS PANEL SHAL BE PROVIDED. 2. PROVIDE ADDITIONAL SPRINKLER AS NECESSARY TO COORDINATE WITH ALL OBSTRUCTIONS PER NFPA 13. 3. QUICK RESPONSE UPRIGHT SPRINKLERS SHALL BE PROVIDED IN AREAS WITHOUT FINISHED CEILINGS. 4. QUICK RESPONSE RECESSED PENDENT SPRINKLERS SHALL BE PROVIDED IN AREAS WITH FINISHED CEILINGS.	

LEVEL 2 - STORAGE	
SYSTEM TYPE: WET	
ORDINARY HAZARD GROUP 2	
DENSITY: 0.20 GPM/FT²	AREA OF APPLICATION 1,500 SF
MAX PROTECTION AREA 130 FT²/SPRINKLER	HOSE ALLOWANCE 250 GPM
REMARKS: 1. PROVIDE LOW POINT DRAINS AS REQUIRED BY NFPA 13. LOW POINT DRAINS SHALL BE COORDINATED WITH ARCHITECTURAL RCP AND SHALL BE LOCATED IN AN ACCESSIBLE LOCATION. OTHERWISE AN ACCESS PANEL SHAL BE PROVIDED. 2. PROVIDE ADDITIONAL SPRINKLER AS NECESSARY TO COORDINATE WITH ALL OBSTRUCTIONS PER NFPA 13. 3. QUICK RESPONSE UPRIGHT SPRINKLERS SHALL BE PROVIDED IN AREAS WITHOUT FINISHED CEILINGS. 4. QUICK RESPONSE RECESSED PENDENT SPRINKLERS SHALL BE PROVIDED IN AREAS WITH FINISHED CEILINGS.	

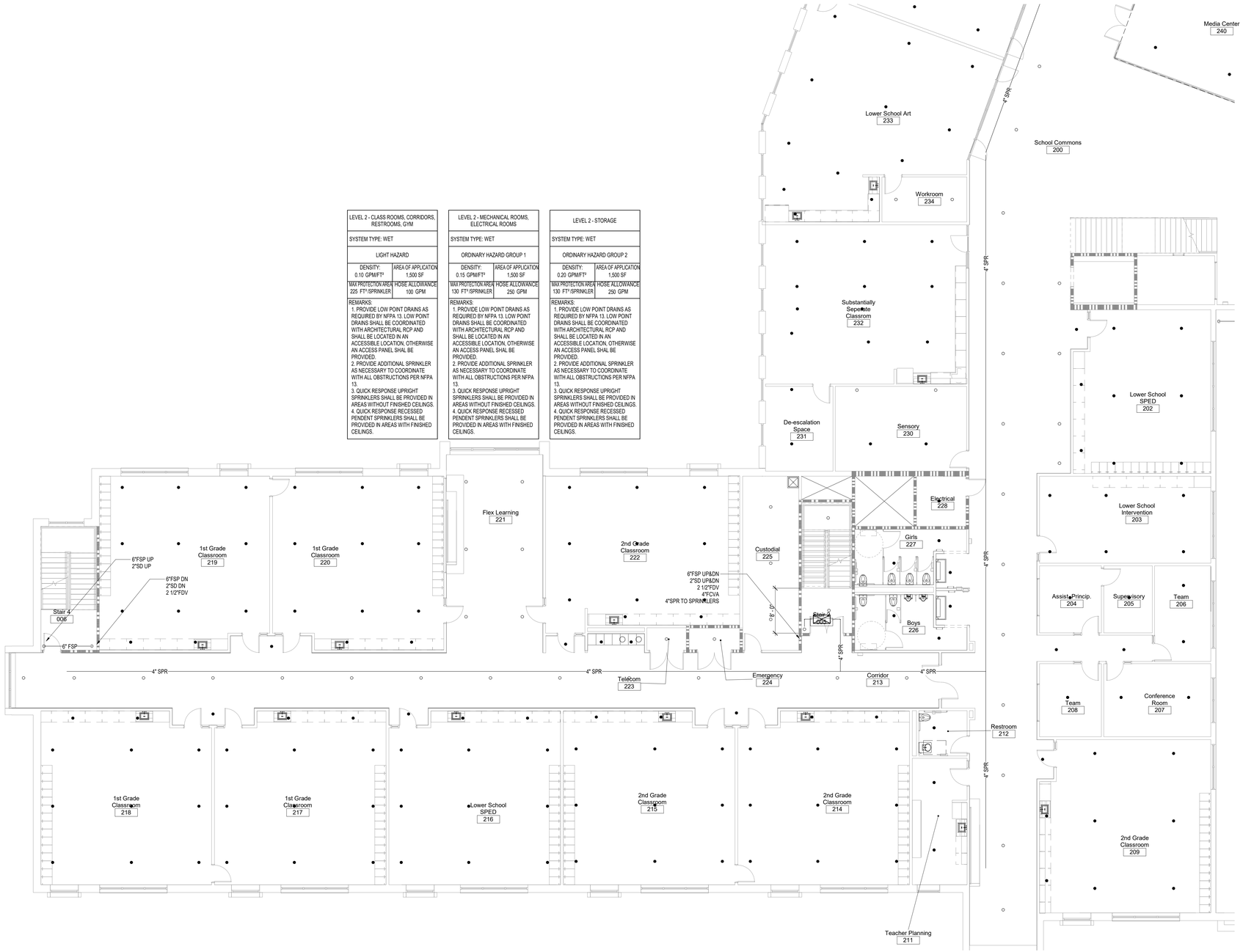

C:\Users\nkim\Documents\18400 MEP_nkim.rvt
1/24/2020 11:05:27 AM

Finegold Alexander Architects

PROJECT TEAM:

OWNER:
Leicester Public School
3 Washburn Sq. 3rd Floor
Leicester, MA 01524

Structural Engineer
RSE Associates, Inc.
63 Pleasant St. Ste. 200
Watertown, MA 02472
T: 617.926.9300

MPFP Engineer
BLW Engineers, Inc.
311 Great Road, Post Office Box 1551
Littleton, MA 01460
T: 978.486.4301

Landscape Architect
Warner Larson Landscape Architects
130 West Broadway
Boston, MA 02127
T: 617.464.1440

Electrical Engineer
ART Engineering
38 Front St. Flr 3
Worcester, MA 01608
T: 508.797.7071

Civil Engineer
Nitsch Engineering
2 Center Plaza, Suite 430
Boston, MA 02108
T: 617.338.0063

Geotechnical Engineer
McPhail Associates, LLC
2269 Massachusetts Ave.
Cambridge, MA 02140
T: 617.868.1420

Code Consultant
Jensen Hughes
1 Lincoln St.
Boston, MA 02111
T: 508.538.9409

Kitchen Consultant
Crabtree McGrath Associates, Inc.
161 West Main Street
Georgetown, MA 01833
T: 978.352.8500

Owners Project Manager
NV5
70 Fargo Street, Suite 800
Boston, MA 02210

KEY PLAN:

NORTH

SEAL:

Preliminary Not For Construction

PROJECT INFORMATION:

Leicester Middle School

70 Winslow Ave.
Leicester, MA 01524

PROJECT #: 201601510015
PROJECT ISSUE DATE: 02/13/2020
PROJECT STATUS: Schematic Design

SHEET NAME:

FIRE PROTECTION
SECOND FLOOR PARTIAL PLAN - PART A

DRAWING HISTORY:

NO.	DATE	DESCRIPTION

SHEET #:

FP121

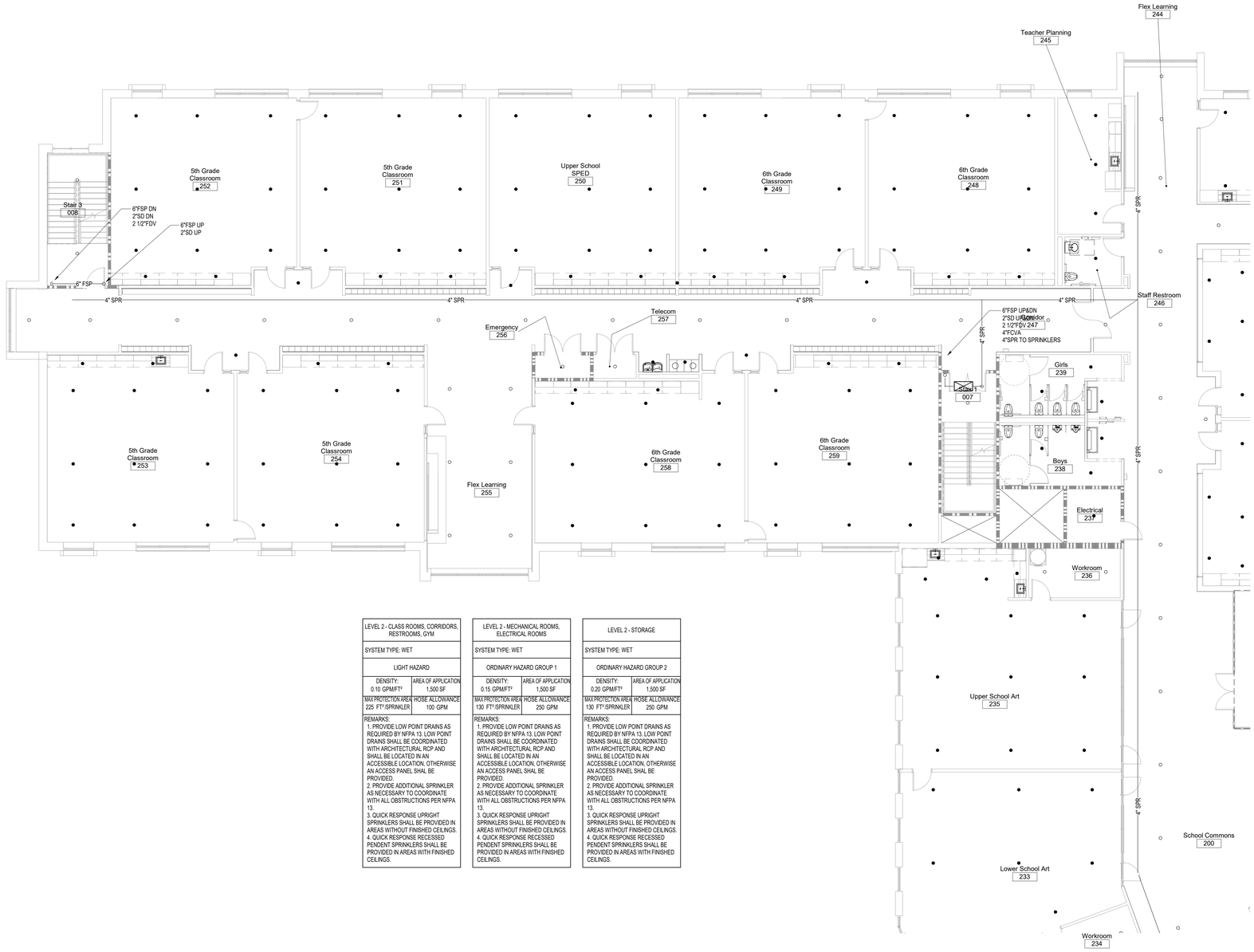

LEVEL 2 - CLASS ROOMS, CORRIDORS, RESTROOMS, GYM	
SYSTEM TYPE: WET	
LIGHT HAZARD	
DENSITY: 0.10 GPM/FT²	AREA OF APPLICATION 1,500 SF
MAX PROTECTION AREA 225 FT²/SPRINKLER	HOSE ALLOWANCE 100 GPM
REMARKS: 1. PROVIDE LOW POINT DRAINS AS REQUIRED BY NFPA 13. LOW POINT DRAINS SHALL BE COORDINATED WITH ARCHITECTURAL RCP AND SHALL BE LOCATED IN AN ACCESSIBLE LOCATION, OTHERWISE AN ACCESS PANEL SHAL BE PROVIDED. 2. PROVIDE ADDITIONAL SPRINKLER AS NECESSARY TO COORDINATE WITH ALL OBSTRUCTIONS PER NFPA 13. 3. QUICK RESPONSE UPRIGHT SPRINKLERS SHALL BE PROVIDED IN AREAS WITHOUT FINISHED CEILINGS. 4. QUICK RESPONSE RECESSED PENDENT SPRINKLERS SHALL BE PROVIDED IN AREAS WITH FINISHED CEILINGS.	

LEVEL 2 - MECHANICAL ROOMS, ELECTRICAL ROOMS	
SYSTEM TYPE: WET	
ORDINARY HAZARD GROUP 1	
DENSITY: 0.15 GPM/FT²	AREA OF APPLICATION 1,500 SF
MAX PROTECTION AREA 130 FT²/SPRINKLER	HOSE ALLOWANCE 250 GPM
REMARKS: 1. PROVIDE LOW POINT DRAINS AS REQUIRED BY NFPA 13. LOW POINT DRAINS SHALL BE COORDINATED WITH ARCHITECTURAL RCP AND SHALL BE LOCATED IN AN ACCESSIBLE LOCATION, OTHERWISE AN ACCESS PANEL SHAL BE PROVIDED. 2. PROVIDE ADDITIONAL SPRINKLER AS NECESSARY TO COORDINATE WITH ALL OBSTRUCTIONS PER NFPA 13. 3. QUICK RESPONSE UPRIGHT SPRINKLERS SHALL BE PROVIDED IN AREAS WITHOUT FINISHED CEILINGS. 4. QUICK RESPONSE RECESSED PENDENT SPRINKLERS SHALL BE PROVIDED IN AREAS WITH FINISHED CEILINGS.	

LEVEL 2 - STORAGE	
SYSTEM TYPE: WET	
ORDINARY HAZARD GROUP 2	
DENSITY: 0.20 GPM/FT²	AREA OF APPLICATION 1,500 SF
MAX PROTECTION AREA 130 FT²/SPRINKLER	HOSE ALLOWANCE 250 GPM
REMARKS: 1. PROVIDE LOW POINT DRAINS AS REQUIRED BY NFPA 13. LOW POINT DRAINS SHALL BE COORDINATED WITH ARCHITECTURAL RCP AND SHALL BE LOCATED IN AN ACCESSIBLE LOCATION, OTHERWISE AN ACCESS PANEL SHAL BE PROVIDED. 2. PROVIDE ADDITIONAL SPRINKLER AS NECESSARY TO COORDINATE WITH ALL OBSTRUCTIONS PER NFPA 13. 3. QUICK RESPONSE UPRIGHT SPRINKLERS SHALL BE PROVIDED IN AREAS WITHOUT FINISHED CEILINGS. 4. QUICK RESPONSE RECESSED PENDENT SPRINKLERS SHALL BE PROVIDED IN AREAS WITH FINISHED CEILINGS.	

C:\Users\nkim\Documents\18400 MEP_nkim.rvt
1/24/2020 11:05:31 AM

Finegold Alexander Architects

PROJECT TEAM:

OWNER:
Leicester Public School
3 Washburn Sq. 3rd Floor
Leicester, MA 01524

Structural Engineer
RSE Associates, Inc.
63 Pleasant St. Ste. 200
Watertown, MA 02472
T: 617.926.9300

MPFP Engineer
BLW Engineers, Inc.
311 Great Road, Post Office Box 1551
Littleton, MA 01460
T: 978.486.4301

Landscape Architect
Warner Larson Landscape Architects
130 West Broadway
Boston, MA 02127
T: 617.464.1440

Electrical Engineer
ART Engineering
38 Front St. Flr 3
Worcester, MA 01608
T: 508.797.7071

Civil Engineer
Nitsch Engineering
2 Center Plaza, Suite 430
Boston, MA 02108
T: 617.338.0063

Geotechnical Engineer
McPhail Associates, LLC
2269 Massachusetts Ave.
Cambridge, MA 02140
T: 617.868.1420

Code Consultant
Jensen Hughes
1 Lincoln St.
Boston, MA 02111
T: 508.538.9409

Kitchen Consultant
Crabtree McGrath Associates, Inc.
161 West Main Street
Georgetown, MA 01833
T: 978.352.8500

Owners Project Manager
NV5
70 Fargo Street, Suite 800
Boston, MA 02210

KEY PLAN:

NORTH

SEAL:

Preliminary
Not For
Construction

PROJECT INFORMATION:

Leicester Middle School

70 Winslow Ave.
Leicester, MA 01524

PROJECT #: 201601510015
PROJECT ISSUE DATE: 02/13/2020
PROJECT STATUS: Schematic Design

SHEET NAME:

FIRE PROTECTION
SECOND FLOOR PARTIAL PLAN - PART B

DRAWING HISTORY:

NO.	DATE	DESCRIPTION

SHEET #:

FP122

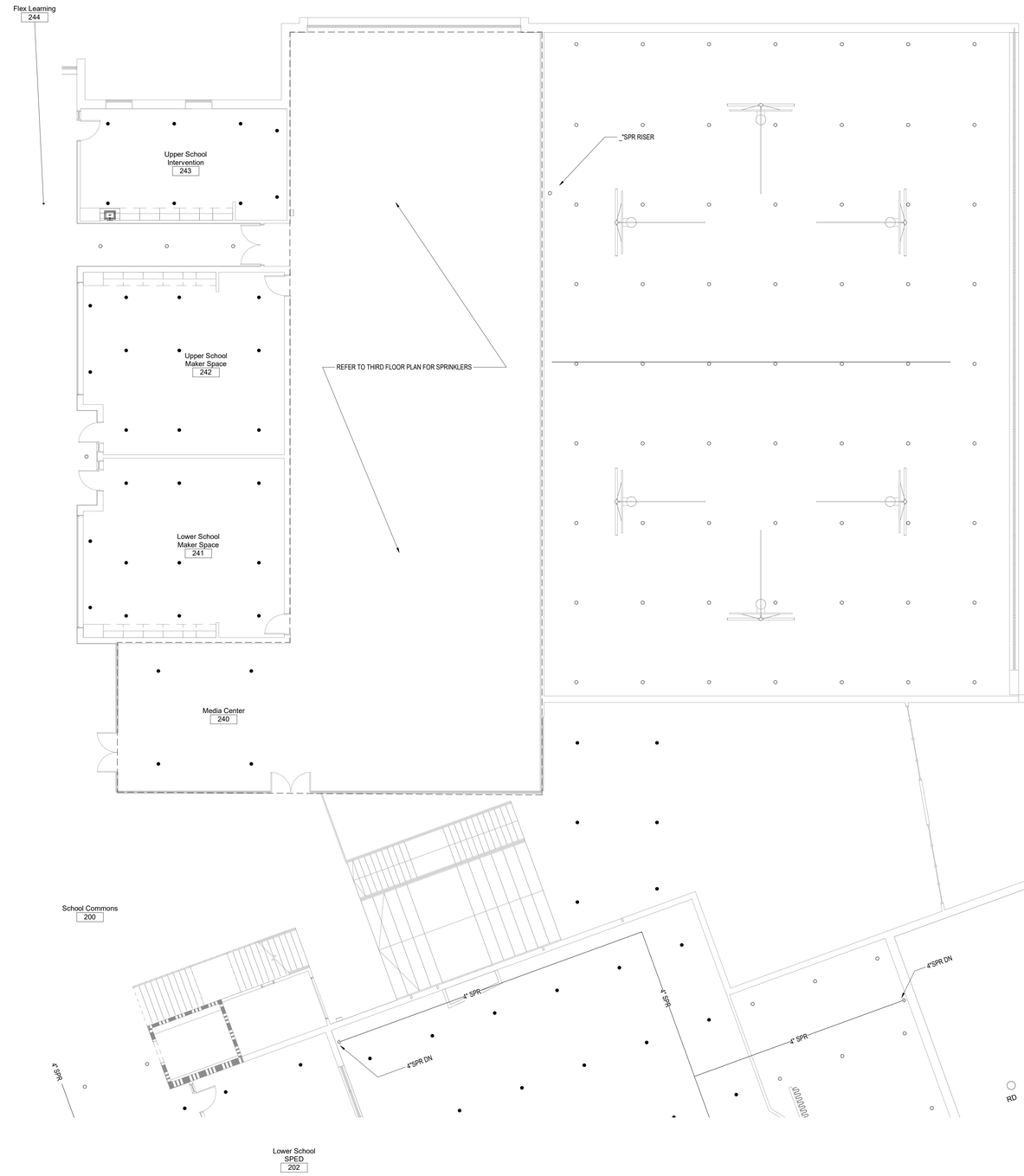

LEVEL 2 - CLASS ROOMS, CORRIDORS, RESTROOMS, GYM	
SYSTEM TYPE: WET	
LIGHT HAZARD	
DENSITY: 0.10 GPM/FT²	AREA OF APPLICATION 1,500 SF
MAX PROTECTION AREA 225 FT²/SPRINKLER	HOSE ALLOWANCE 100 GPM
REMARKS: 1. PROVIDE LOW POINT DRAINS AS REQUIRED BY NFPA 13. LOW POINT DRAINS SHALL BE COORDINATED WITH ARCHITECTURAL RCP AND SHALL BE LOCATED IN AN ACCESSIBLE LOCATION, OTHERWISE AN ACCESS PANEL SHAL BE PROVIDED. 2. PROVIDE ADDITIONAL SPRINKLER AS NECESSARY TO COORDINATE WITH ALL OBSTRUCTIONS PER NFPA 13. 3. QUICK RESPONSE UPRIGHT SPRINKLERS SHALL BE PROVIDED IN AREAS WITHOUT FINISHED CEILINGS. 4. QUICK RESPONSE RECESSED PENDENT SPRINKLERS SHALL BE PROVIDED IN AREAS WITH FINISHED CEILINGS.	

LEVEL 2 - MECHANICAL ROOMS, ELECTRICAL ROOMS	
SYSTEM TYPE: WET	
ORDINARY HAZARD GROUP 1	
DENSITY: 0.15 GPM/FT²	AREA OF APPLICATION 1,500 SF
MAX PROTECTION AREA 130 FT²/SPRINKLER	HOSE ALLOWANCE 250 GPM
REMARKS: 1. PROVIDE LOW POINT DRAINS AS REQUIRED BY NFPA 13. LOW POINT DRAINS SHALL BE COORDINATED WITH ARCHITECTURAL RCP AND SHALL BE LOCATED IN AN ACCESSIBLE LOCATION, OTHERWISE AN ACCESS PANEL SHAL BE PROVIDED. 2. PROVIDE ADDITIONAL SPRINKLER AS NECESSARY TO COORDINATE WITH ALL OBSTRUCTIONS PER NFPA 13. 3. QUICK RESPONSE UPRIGHT SPRINKLERS SHALL BE PROVIDED IN AREAS WITHOUT FINISHED CEILINGS. 4. QUICK RESPONSE RECESSED PENDENT SPRINKLERS SHALL BE PROVIDED IN AREAS WITH FINISHED CEILINGS.	

LEVEL 2 - STORAGE	
SYSTEM TYPE: WET	
ORDINARY HAZARD GROUP 2	
DENSITY: 0.20 GPM/FT²	AREA OF APPLICATION 1,500 SF
MAX PROTECTION AREA 130 FT²/SPRINKLER	HOSE ALLOWANCE 250 GPM
REMARKS: 1. PROVIDE LOW POINT DRAINS AS REQUIRED BY NFPA 13. LOW POINT DRAINS SHALL BE COORDINATED WITH ARCHITECTURAL RCP AND SHALL BE LOCATED IN AN ACCESSIBLE LOCATION, OTHERWISE AN ACCESS PANEL SHAL BE PROVIDED. 2. PROVIDE ADDITIONAL SPRINKLER AS NECESSARY TO COORDINATE WITH ALL OBSTRUCTIONS PER NFPA 13. 3. QUICK RESPONSE UPRIGHT SPRINKLERS SHALL BE PROVIDED IN AREAS WITHOUT FINISHED CEILINGS. 4. QUICK RESPONSE RECESSED PENDENT SPRINKLERS SHALL BE PROVIDED IN AREAS WITH FINISHED CEILINGS.	

C:\Users\nkim\Documents\18400 MEP_nkim.rvt
1/24/2020 11:05:34 AM

Finegold Alexander Architects

PROJECT TEAM:

OWNER:
Leicester Public School
3 Washburn Sq. 3rd Floor
Leicester, MA 01524

Structural Engineer
RSE Associates, Inc.
63 Pleasant St. Ste. 200
Watertown, MA 02472
T: 617.926.9300

MPFP Engineer
BLW Engineers, Inc.
311 Great Road, Post Office Box 1551
Littleton, MA 01460
T: 978.486.4301

Landscape Architect
Warner Larson Landscape Architects
130 West Broadway
Boston, MA 02127
T: 617.464.1440

Electrical Engineer
ART Engineering
38 Front St. Flr 3
Worcester, MA 01608
T: 508.797.7071

Civil Engineer
Nitsch Engineering
2 Center Plaza, Suite 430
Boston, MA 02108
T: 617.338.0063

Geotechnical Engineer
McPhail Associates, LLC
2269 Massachusetts Ave.
Cambridge, MA 02140
T: 617.868.1420

Code Consultant
Jensen Hughes
1 Lincoln St.
Boston, MA 02111
T: 508.538.9409

Kitchen Consultant
Crabtree McGrath Associates, Inc.
161 West Main Street
Georgetown, MA 01833
T: 978.352.8500

Owners Project Manager
NV5
70 Fargo Street, Suite 800
Boston, MA 02210

KEY PLAN:

NORTH

SEAL:

Preliminary
Not For
Construction

PROJECT INFORMATION:

Leicester Middle School

70 Winslow Ave.
Leicester, MA 01524

PROJECT #: 201601510015
PROJECT ISSUE DATE: 02/13/2020
PROJECT STATUS: Schematic Design

SHEET NAME:

FIRE PROTECTION
SECOND FLOOR PARTIAL PLAN - PART C

DRAWING HISTORY:

NO.	DATE	DESCRIPTION

SHEET #:

FP123

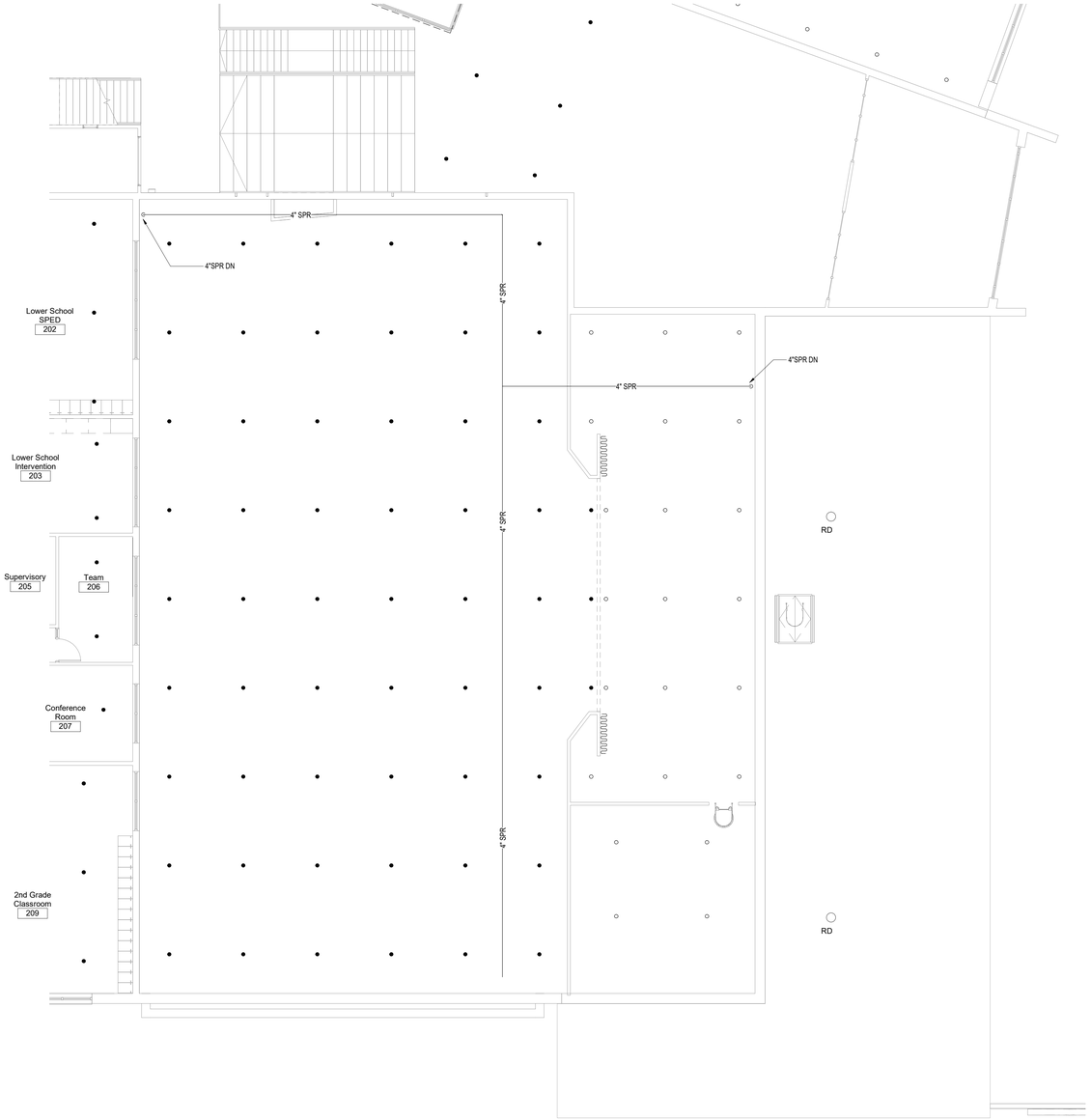

LEVEL 2 - CLASS ROOMS, CORRIDORS, RESTROOMS, GYM	
SYSTEM TYPE: WET	
LIGHT HAZARD	
DENSITY: 0.10 GPM/FT²	AREA OF APPLICATION 1,500 SF
MAX PROTECTION AREA 225 FT²/SPRINKLER	HOSE ALLOWANCE: 100 GPM
REMARKS: 1. PROVIDE LOW POINT DRAINS AS REQUIRED BY NFPA 13. LOW POINT DRAINS SHALL BE COORDINATED WITH ARCHITECTURAL RCP AND SHALL BE LOCATED IN AN ACCESSIBLE LOCATION. OTHERWISE AN ACCESS PANEL SHAL BE PROVIDED. 2. PROVIDE ADDITIONAL SPRINKLER AS NECESSARY TO COORDINATE WITH ALL OBSTRUCTIONS PER NFPA 13. 3. QUICK RESPONSE UPRIGHT SPRINKLERS SHALL BE PROVIDED IN AREAS WITHOUT FINISHED CEILINGS. 4. QUICK RESPONSE RECESSED PENDENT SPRINKLERS SHALL BE PROVIDED IN AREAS WITH FINISHED CEILINGS.	

LEVEL 2 - MECHANICAL ROOMS, ELECTRICAL ROOMS	
SYSTEM TYPE: WET	
ORDINARY HAZARD GROUP 1	
DENSITY: 0.15 GPM/FT²	AREA OF APPLICATION 1,500 SF
MAX PROTECTION AREA 130 FT²/SPRINKLER	HOSE ALLOWANCE: 250 GPM
REMARKS: 1. PROVIDE LOW POINT DRAINS AS REQUIRED BY NFPA 13. LOW POINT DRAINS SHALL BE COORDINATED WITH ARCHITECTURAL RCP AND SHALL BE LOCATED IN AN ACCESSIBLE LOCATION. OTHERWISE AN ACCESS PANEL SHAL BE PROVIDED. 2. PROVIDE ADDITIONAL SPRINKLER AS NECESSARY TO COORDINATE WITH ALL OBSTRUCTIONS PER NFPA 13. 3. QUICK RESPONSE UPRIGHT SPRINKLERS SHALL BE PROVIDED IN AREAS WITHOUT FINISHED CEILINGS. 4. QUICK RESPONSE RECESSED PENDENT SPRINKLERS SHALL BE PROVIDED IN AREAS WITH FINISHED CEILINGS.	

LEVEL 2 - STORAGE	
SYSTEM TYPE: WET	
ORDINARY HAZARD GROUP 2	
DENSITY: 0.20 GPM/FT²	AREA OF APPLICATION 1,500 SF
MAX PROTECTION AREA 130 FT²/SPRINKLER	HOSE ALLOWANCE: 250 GPM
REMARKS: 1. PROVIDE LOW POINT DRAINS AS REQUIRED BY NFPA 13. LOW POINT DRAINS SHALL BE COORDINATED WITH ARCHITECTURAL RCP AND SHALL BE LOCATED IN AN ACCESSIBLE LOCATION. OTHERWISE AN ACCESS PANEL SHAL BE PROVIDED. 2. PROVIDE ADDITIONAL SPRINKLER AS NECESSARY TO COORDINATE WITH ALL OBSTRUCTIONS PER NFPA 13. 3. QUICK RESPONSE UPRIGHT SPRINKLERS SHALL BE PROVIDED IN AREAS WITHOUT FINISHED CEILINGS. 4. QUICK RESPONSE RECESSED PENDENT SPRINKLERS SHALL BE PROVIDED IN AREAS WITH FINISHED CEILINGS.	

Finegold Alexander Architects

PROJECT TEAM:

OWNER:
Leicester Public School
3 Washburn Sq. 3rd Floor
Leicester, MA 01524

Structural Engineer
RSE Associates, Inc.
63 Pleasant St. Ste. 200
Watertown, MA 02472
T: 617.926.9300

MPFP Engineer
BLW Engineers, Inc.
311 Great Road, Post Office Box 1551
Littleton, MA 01460
T: 978.486.4301

Landscape Architect
Warner Larson Landscape Architects
130 West Broadway
Boston, MA 02127
T: 617.464.1440

Electrical Engineer
ART Engineering
38 Front St. Flr 3
Worcester, MA 01608
T: 508.797.7071

Civil Engineer
Nitsch Engineering
2 Center Plaza, Suite 430
Boston, MA 02108
T: 617.338.0063

Geotechnical Engineer
McPhail Associates, LLC
2269 Massachusetts Ave.
Cambridge, MA 02140
T: 617.868.1420

Code Consultant
Jensen Hughes
1 Lincoln St.
Boston, MA 02111
T: 508.538.9409

Kitchen Consultant
Crabtree McGrath Associates, Inc.
161 West Main Street
Georgetown, MA 01833
T: 978.352.8500

Owners Project Manager
NV5
70 Fargo Street, Suite 800
Boston, MA 02210

KEY PLAN:

NORTH

SEAL:

Preliminary Not For Construction

PROJECT INFORMATION:

Leicester Middle School

70 Winslow Ave.
Leicester, MA 01524

PROJECT #: 201601510015
PROJECT ISSUE DATE: 02/13/2020
PROJECT STATUS: Schematic Design

SHEET NAME:

FIRE PROTECTION
SECOND FLOOR PARTIAL PLAN - PART D

DRAWING HISTORY:

NO.	DATE	DESCRIPTION

SHEET #:

FP124

C:\Users\nkim\Documents\18400 MEP_nkim.rvt
1/24/2020 11:05:36 AM

LEVEL 2 - CLASS ROOMS, CORRIDORS, RESTROOMS, GYM	
SYSTEM TYPE: WET	
LIGHT HAZARD	
DENSITY: 0.10 GPM/FT²	AREA OF APPLICATION 1,500 SF
MAX PROTECTION AREA 225 FT²/SPRINKLER	HOSE ALLOWANCE 100 GPM

REMARKS:
1. PROVIDE LOW POINT DRAINS AS REQUIRED BY NFPA 13. LOW POINT DRAINS SHALL BE COORDINATED WITH ARCHITECTURAL RCP AND SHALL BE LOCATED IN AN ACCESSIBLE LOCATION. OTHERWISE AN ACCESS PANEL SHAL BE PROVIDED.
2. PROVIDE ADDITIONAL SPRINKLER AS NECESSARY TO COORDINATE WITH ALL OBSTRUCTIONS PER NFPA 13.
3. QUICK RESPONSE UPRIGHT SPRINKLERS SHALL BE PROVIDED IN AREAS WITHOUT FINISHED CEILINGS.
4. QUICK RESPONSE RECESSED PENDENT SPRINKLERS SHALL BE PROVIDED IN AREAS WITH FINISHED CEILINGS.

LEVEL 2 - MECHANICAL ROOMS, ELECTRICAL ROOMS	
SYSTEM TYPE: WET	
ORDINARY HAZARD GROUP 1	
DENSITY: 0.15 GPM/FT²	AREA OF APPLICATION 1,500 SF
MAX PROTECTION AREA 130 FT²/SPRINKLER	HOSE ALLOWANCE 250 GPM

REMARKS:
1. PROVIDE LOW POINT DRAINS AS REQUIRED BY NFPA 13. LOW POINT DRAINS SHALL BE COORDINATED WITH ARCHITECTURAL RCP AND SHALL BE LOCATED IN AN ACCESSIBLE LOCATION, OTHERWISE AN ACCESS PANEL SHAL BE PROVIDED.
2. PROVIDE ADDITIONAL SPRINKLER AS NECESSARY TO COORDINATE WITH ALL OBSTRUCTIONS PER NFPA 13.
3. QUICK RESPONSE UPRIGHT SPRINKLERS SHALL BE PROVIDED IN AREAS WITHOUT FINISHED CEILINGS.
4. QUICK RESPONSE RECESSED PENDENT SPRINKLERS SHALL BE PROVIDED IN AREAS WITH FINISHED CEILINGS.

LEVEL 2 - STORAGE	
SYSTEM TYPE: WET	
ORDINARY HAZARD GROUP 2	
DENSITY: 0.20 GPM/FT²	AREA OF APPLICATION 1,500 SF
MAX PROTECTION AREA 130 FT²/SPRINKLER	HOSE ALLOWANCE 250 GPM

REMARKS:
1. PROVIDE LOW POINT DRAINS AS REQUIRED BY NFPA 13. LOW POINT DRAINS SHALL BE COORDINATED WITH ARCHITECTURAL RCP AND SHALL BE LOCATED IN AN ACCESSIBLE LOCATION, OTHERWISE AN ACCESS PANEL SHAL BE PROVIDED.
2. PROVIDE ADDITIONAL SPRINKLER AS NECESSARY TO COORDINATE WITH ALL OBSTRUCTIONS PER NFPA 13.
3. QUICK RESPONSE UPRIGHT SPRINKLERS SHALL BE PROVIDED IN AREAS WITHOUT FINISHED CEILINGS.
4. QUICK RESPONSE RECESSED PENDENT SPRINKLERS SHALL BE PROVIDED IN AREAS WITH FINISHED CEILINGS.

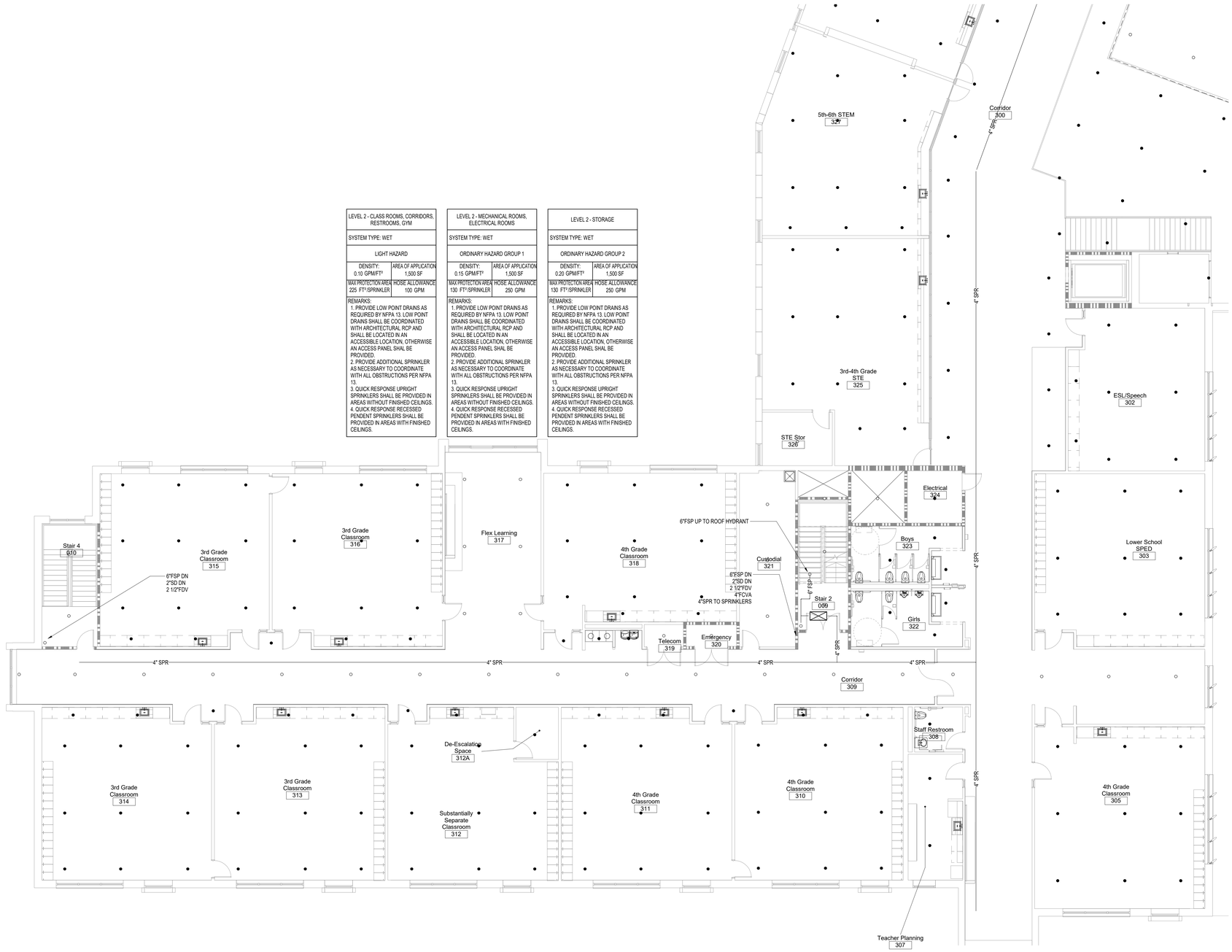

C:\Users\nkim\Documents\18400 MEP_nkim.rvt
1/24/2020 11:05:41 AM

Finegold Alexander Architects

PROJECT TEAM:

OWNER:
Leicester Public School
3 Washburn Sq. 3rd Floor
Leicester, MA 01524

Structural Engineer
RSE Associates, Inc.
63 Pleasant St. Ste. 200
Watertown, MA 02472
T: 617.926.9300

MPFP Engineer
BLW Engineers, Inc.
311 Great Road, Post Office Box 1551
Littleton, MA 01460
T: 978.486.4301

Landscape Architect
Warner Larson Landscape Architects
130 West Broadway
Boston, MA 02127
T: 617.464.1440

Electrical Engineer
ART Engineering
38 Front St. Flr 3
Worcester, MA 01608
T: 508.797.7071

Civil Engineer
Nitsch Engineering
2 Center Plaza, Suite 430
Boston, MA 02108
T: 617.338.0063

Geotechnical Engineer
McPhail Associates, LLC
2269 Massachusetts Ave.
Cambridge, MA 02140
T: 617.868.1420

Code Consultant
Jensen Hughes
1 Lincoln St.
Boston, MA 02111
T: 508.538.9409

Kitchen Consultant
Crabtree McGrath Associates, Inc.
161 West Main Street
Georgetown, MA 01833
T: 978.352.8500

Owners Project Manager
NV5
70 Fargo Street, Suite 800
Boston, MA 02210

KEY PLAN:

NORTH

SEAL:

Preliminary
Not For
Construction

PROJECT INFORMATION:

Leicester Middle School

70 Winslow Ave.
Leicester, MA 01524

PROJECT #: 201601510015
PROJECT ISSUE DATE: 02/13/2020
PROJECT STATUS: Schematic Design

SHEET NAME:

FIRE PROTECTION
THIRD FLOOR PARTIAL PLAN - PART A

DRAWING HISTORY:

NO.	DATE	DESCRIPTION

SHEET #:

FP131

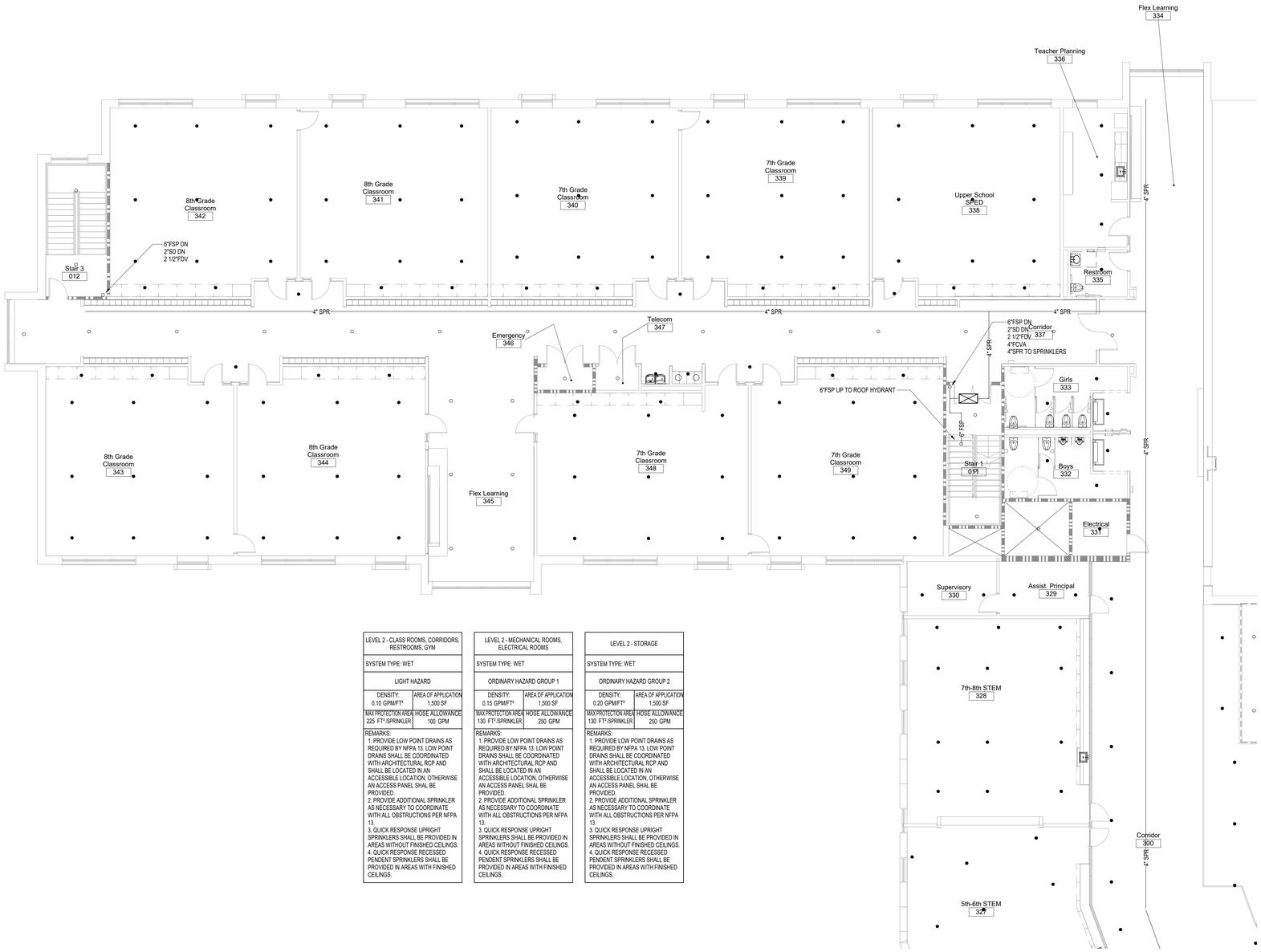

LEVEL 2 - CLASS ROOMS, CORRIDORS, RESTROOMS, GYM	
SYSTEM TYPE: WET	
LIGHT HAZARD	
DENSITY: 0.10 GPM/FT²	AREA OF APPLICATION 1,500 SF
MAX PROTECTION AREA 225 FT²/SPRINKLER	HOSE ALLOWANCE 100 GPM
REMARKS: 1. PROVIDE LOW POINT DRAINS AS REQUIRED BY NFPA 13. LOW POINT DRAINS SHALL BE COORDINATED WITH ARCHITECTURAL RCP AND SHALL BE LOCATED IN AN ACCESSIBLE LOCATION, OTHERWISE AN ACCESS PANEL SHAL BE PROVIDED. 2. PROVIDE ADDITIONAL SPRINKLER AS NECESSARY TO COORDINATE WITH ALL OBSTRUCTIONS PER NFPA 13. 3. QUICK RESPONSE UPRIGHT SPRINKLERS SHALL BE PROVIDED IN AREAS WITHOUT FINISHED CEILINGS. 4. QUICK RESPONSE RECESSED PENDENT SPRINKLERS SHALL BE PROVIDED IN AREAS WITH FINISHED CEILINGS.	

LEVEL 2 - MECHANICAL ROOMS, ELECTRICAL ROOMS	
SYSTEM TYPE: WET	
ORDINARY HAZARD GROUP 1	
DENSITY: 0.15 GPM/FT²	AREA OF APPLICATION 1,500 SF
MAX PROTECTION AREA 130 FT²/SPRINKLER	HOSE ALLOWANCE 250 GPM
REMARKS: 1. PROVIDE LOW POINT DRAINS AS REQUIRED BY NFPA 13. LOW POINT DRAINS SHALL BE COORDINATED WITH ARCHITECTURAL RCP AND SHALL BE LOCATED IN AN ACCESSIBLE LOCATION, OTHERWISE AN ACCESS PANEL SHAL BE PROVIDED. 2. PROVIDE ADDITIONAL SPRINKLER AS NECESSARY TO COORDINATE WITH ALL OBSTRUCTIONS PER NFPA 13. 3. QUICK RESPONSE UPRIGHT SPRINKLERS SHALL BE PROVIDED IN AREAS WITHOUT FINISHED CEILINGS. 4. QUICK RESPONSE RECESSED PENDENT SPRINKLERS SHALL BE PROVIDED IN AREAS WITH FINISHED CEILINGS.	

LEVEL 2 - STORAGE	
SYSTEM TYPE: WET	
ORDINARY HAZARD GROUP 2	
DENSITY: 0.20 GPM/FT²	AREA OF APPLICATION 1,500 SF
MAX PROTECTION AREA 130 FT²/SPRINKLER	HOSE ALLOWANCE 250 GPM
REMARKS: 1. PROVIDE LOW POINT DRAINS AS REQUIRED BY NFPA 13. LOW POINT DRAINS SHALL BE COORDINATED WITH ARCHITECTURAL RCP AND SHALL BE LOCATED IN AN ACCESSIBLE LOCATION, OTHERWISE AN ACCESS PANEL SHAL BE PROVIDED. 2. PROVIDE ADDITIONAL SPRINKLER AS NECESSARY TO COORDINATE WITH ALL OBSTRUCTIONS PER NFPA 13. 3. QUICK RESPONSE UPRIGHT SPRINKLERS SHALL BE PROVIDED IN AREAS WITHOUT FINISHED CEILINGS. 4. QUICK RESPONSE RECESSED PENDENT SPRINKLERS SHALL BE PROVIDED IN AREAS WITH FINISHED CEILINGS.	

C:\Users\rkim\Documents\18400 MEP_rkim.rvt
1/24/2020 11:05:46 AM

Finegold Alexander Architects

PROJECT TEAM:

OWNER:
Leicester Public School
3 Washburn Sq. 3rd Floor
Leicester, MA 01524

Structural Engineer
RSE Associates, Inc.
63 Pleasant St. Ste. 200
Watertown, MA 02472
T: 617.926.9300

MPFP Engineer
BLW Engineers, Inc.
311 Great Road, Post Office Box 1551
Littleton, MA 01460
T: 978.486.4301

Landscape Architect
Warner Larson Landscape Architects
130 West Broadway
Boston, MA 02127
T: 617.464.1440

Electrical Engineer
ART Engineering
38 Front St. Flr 3
Worcester, MA 01608
T: 508.797.7071

Civil Engineer
Nitsch Engineering
2 Center Plaza, Suite 430
Boston, MA 02108
T: 617.338.0063

Geotechnical Engineer
McPhail Associates, LLC
2269 Massachusetts Ave.
Cambridge, MA 02140
T: 617.868.1420

Code Consultant
Jensen Hughes
1 Lincoln St.
Boston, MA 02111
T: 508.538.9409

Kitchen Consultant
Crabtree McGrath Associates, Inc.
161 West Main Street
Georgetown, MA 01833
T: 978.352.8500

Owners Project Manager
NV5
70 Fargo Street, Suite 800
Boston, MA 02210

KEY PLAN:

NORTH

SEAL:

Preliminary
Not For
Construction

PROJECT INFORMATION:

Leicester Middle School

70 Winslow Ave.
Leicester, MA 01524

PROJECT #: 201601510015
PROJECT ISSUE DATE: 02/13/2020
PROJECT STATUS: Schematic Design

SHEET NAME:

FIRE PROTECTION
THIRD FLOOR PARTIAL PLAN - PART B

DRAWING HISTORY:

NO.	DATE	DESCRIPTION

SHEET #:

FP132



LEVEL 2 - CLASS ROOMS, CORRIDORS, RESTROOMS, GYM	
SYSTEM TYPE: WET	
LIGHT HAZARD	
DENSITY: 0.10 GPM/FT²	AREA OF APPLICATION: 1,500 SF
MAX PROTECTION AREA: 225 FT² SPRINKLER	HOSE ALLOWANCE: 100 GPM
REMARKS: 1. PROVIDE LOW POINT DRAINS AS REQUIRED BY NFPA 13. LOW POINT DRAINS SHALL BE COORDINATED WITH ARCHITECTURAL RCP AND SHALL BE LOCATED IN AN ACCESSIBLE LOCATION, OTHERWISE AN ACCESS PANEL SHAL BE PROVIDED. 2. PROVIDE ADDITIONAL SPRINKLER AS NECESSARY TO COORDINATE WITH ALL OBSTRUCTIONS PER NFPA 13. 3. QUICK RESPONSE UPRIGHT SPRINKLERS SHALL BE PROVIDED IN AREAS WITHOUT FINISHED CEILINGS. 4. QUICK RESPONSE RECESSED PENDENT SPRINKLERS SHALL BE PROVIDED IN AREAS WITH FINISHED CEILINGS.	

LEVEL 2 - MECHANICAL ROOMS, ELECTRICAL ROOMS	
SYSTEM TYPE: WET	
ORDINARY HAZARD GROUP 1	
DENSITY: 0.15 GPM/FT²	AREA OF APPLICATION: 1,500 SF
MAX PROTECTION AREA: 130 FT² SPRINKLER	HOSE ALLOWANCE: 250 GPM
REMARKS: 1. PROVIDE LOW POINT DRAINS AS REQUIRED BY NFPA 13. LOW POINT DRAINS SHALL BE COORDINATED WITH ARCHITECTURAL RCP AND SHALL BE LOCATED IN AN ACCESSIBLE LOCATION, OTHERWISE AN ACCESS PANEL SHAL BE PROVIDED. 2. PROVIDE ADDITIONAL SPRINKLER AS NECESSARY TO COORDINATE WITH ALL OBSTRUCTIONS PER NFPA 13. 3. QUICK RESPONSE UPRIGHT SPRINKLERS SHALL BE PROVIDED IN AREAS WITHOUT FINISHED CEILINGS. 4. QUICK RESPONSE RECESSED PENDENT SPRINKLERS SHALL BE PROVIDED IN AREAS WITH FINISHED CEILINGS.	

LEVEL 2 - STORAGE	
SYSTEM TYPE: WET	
ORDINARY HAZARD GROUP 2	
DENSITY: 0.20 GPM/FT²	AREA OF APPLICATION: 1,500 SF
MAX PROTECTION AREA: 100 FT² SPRINKLER	HOSE ALLOWANCE: 250 GPM
REMARKS: 1. PROVIDE LOW POINT DRAINS AS REQUIRED BY NFPA 13. LOW POINT DRAINS SHALL BE COORDINATED WITH ARCHITECTURAL RCP AND SHALL BE LOCATED IN AN ACCESSIBLE LOCATION, OTHERWISE AN ACCESS PANEL SHAL BE PROVIDED. 2. PROVIDE ADDITIONAL SPRINKLER AS NECESSARY TO COORDINATE WITH ALL OBSTRUCTIONS PER NFPA 13. 3. QUICK RESPONSE UPRIGHT SPRINKLERS SHALL BE PROVIDED IN AREAS WITHOUT FINISHED CEILINGS. 4. QUICK RESPONSE RECESSED PENDENT SPRINKLERS SHALL BE PROVIDED IN AREAS WITH FINISHED CEILINGS.	

C:\Users\nkim\Documents\18400 MEP_nkim.rvt
1/24/2020 11:05:48 AM

Finegold Alexander Architects

PROJECT TEAM:

OWNER:
Leicester Public School
3 Washburn Sq. 3rd Floor
Leicester, MA 01524

Structural Engineer
RSE Associates, Inc.
63 Pleasant St. Ste. 200
Watertown, MA 02472
T: 617.926.9300

MPFP Engineer
BLW Engineers, Inc.
311 Great Road, Post Office Box 1551
Littleton, MA 01460
T: 978.486.4301

Landscape Architect
Warner Larson Landscape Architects
130 West Broadway
Boston, MA 02127
T: 617.464.1440

Electrical Engineer
ART Engineering
38 Front St. Flr 3
Worcester, MA 01608
T: 508.797.7071

Civil Engineer
Nitsch Engineering
2 Center Plaza, Suite 430
Boston, MA 02108
T: 617.338.0063

Geotechnical Engineer
McPhail Associates, LLC
2269 Massachusetts Ave.
Cambridge, MA 02140
T: 617.868.1420

Code Consultant
Jensen Hughes
1 Lincoln St.
Boston, MA 02111
T: 508.538.9409

Kitchen Consultant
Crabtree McGrath Associates, Inc.
161 West Main Street
Georgetown, MA 01833
T: 978.352.8500

Owners Project Manager
NV5
70 Fargo Street, Suite 800
Boston, MA 02210

KEY PLAN:

NORTH

SEAL:

Preliminary
Not For
Construction

PROJECT INFORMATION:

Leicester Middle School

70 Winslow Ave.
Leicester, MA 01524

PROJECT #: 201601510015
PROJECT ISSUE DATE: 02/13/2020
PROJECT STATUS: Schematic Design

SHEET NAME:

FIRE PROTECTION
THIRD FLOOR PARTIAL PLAN - PART C

DRAWING HISTORY:

NO.	DATE	DESCRIPTION

SHEET #:

FP133

LEVEL 2 - CLASS ROOMS, CORRIDORS, RESTROOMS, GYM	
SYSTEM TYPE: WET	
LIGHT HAZARD	
DENSITY: 0.10 GPM/FT²	AREA OF APPLICATION: 1,500 SF
MAX PROTECTION AREA: 225 FT² /SPRINKLER	HOSE ALLOWANCE: 100 GPM
REMARKS: 1. PROVIDE LOW POINT DRAINS AS REQUIRED BY NFPA 13. LOW POINT DRAINS SHALL BE COORDINATED WITH ARCHITECTURAL RCP AND SHALL BE LOCATED IN AN ACCESSIBLE LOCATION, OTHERWISE AN ACCESS PANEL SHAL BE PROVIDED. 2. PROVIDE ADDITIONAL SPRINKLER AS NECESSARY TO COORDINATE WITH ALL OBSTRUCTIONS PER NFPA 13. 3. QUICK RESPONSE UPRIGHT SPRINKLERS SHALL BE PROVIDED IN AREAS WITHOUT FINISHED CEILINGS. 4. QUICK RESPONSE RECESSED PENDENT SPRINKLERS SHALL BE PROVIDED IN AREAS WITH FINISHED CEILINGS.	

LEVEL 2 - MECHANICAL ROOMS, ELECTRICAL ROOMS	
SYSTEM TYPE: WET	
ORDINARY HAZARD GROUP 1	
DENSITY: 0.15 GPM/FT²	AREA OF APPLICATION: 1,500 SF
MAX PROTECTION AREA: 130 FT² /SPRINKLER	HOSE ALLOWANCE: 250 GPM
REMARKS: 1. PROVIDE LOW POINT DRAINS AS REQUIRED BY NFPA 13. LOW POINT DRAINS SHALL BE COORDINATED WITH ARCHITECTURAL RCP AND SHALL BE LOCATED IN AN ACCESSIBLE LOCATION, OTHERWISE AN ACCESS PANEL SHAL BE PROVIDED. 2. PROVIDE ADDITIONAL SPRINKLER AS NECESSARY TO COORDINATE WITH ALL OBSTRUCTIONS PER NFPA 13. 3. QUICK RESPONSE UPRIGHT SPRINKLERS SHALL BE PROVIDED IN AREAS WITHOUT FINISHED CEILINGS. 4. QUICK RESPONSE RECESSED PENDENT SPRINKLERS SHALL BE PROVIDED IN AREAS WITH FINISHED CEILINGS.	

LEVEL 2 - STORAGE	
SYSTEM TYPE: WET	
ORDINARY HAZARD GROUP 2	
DENSITY: 0.20 GPM/FT²	AREA OF APPLICATION: 1,500 SF
MAX PROTECTION AREA: 130 FT² /SPRINKLER	HOSE ALLOWANCE: 250 GPM
REMARKS: 1. PROVIDE LOW POINT DRAINS AS REQUIRED BY NFPA 13. LOW POINT DRAINS SHALL BE COORDINATED WITH ARCHITECTURAL RCP AND SHALL BE LOCATED IN AN ACCESSIBLE LOCATION, OTHERWISE AN ACCESS PANEL SHAL BE PROVIDED. 2. PROVIDE ADDITIONAL SPRINKLER AS NECESSARY TO COORDINATE WITH ALL OBSTRUCTIONS PER NFPA 13. 3. QUICK RESPONSE UPRIGHT SPRINKLERS SHALL BE PROVIDED IN AREAS WITHOUT FINISHED CEILINGS. 4. QUICK RESPONSE RECESSED PENDENT SPRINKLERS SHALL BE PROVIDED IN AREAS WITH FINISHED CEILINGS.	

Finegold Alexander Architects

PROJECT TEAM:

OWNER:
Leicester Public School
3 Washburn Sq. 3rd Floor
Leicester, MA 01524

Structural Engineer
RSE Associates, Inc.
63 Pleasant St. Ste. 200
Watertown, MA 02472
T: 617.926.9300

MPFP Engineer
BLW Engineers, Inc.
311 Great Road, Post Office Box 1551
Littleton, MA 01460
T: 978.486.4301

Landscape Architect
Warner Larson Landscape Architects
130 West Broadway
Boston, MA 02127
T: 617.464.1440

Electrical Engineer
ART Engineering
38 Front St. Flr 3
Worcester, MA 01608
T: 508.797.7071

Civil Engineer
Nitsch Engineering
2 Center Plaza, Suite 430
Boston, MA 02108
T: 617.338.0063

Geotechnical Engineer
McPhail Associates, LLC
2269 Massachusetts Ave.
Cambridge, MA 02140
T: 617.868.1420

Code Consultant
Jensen Hughes
1 Lincoln St.
Boston, MA 02111
T: 508.538.9409

Kitchen Consultant
Crabtree McGrath Associates, Inc.
161 West Main Street
Georgetown, MA 01833
T: 978.352.8500

Owners Project Manager
NV5
70 Fargo Street, Suite 800
Boston, MA 02210

KEY PLAN:

NORTH

SEAL:

Preliminary
Not For
Construction

PROJECT INFORMATION:

Leicester Middle School

70 Winslow Ave.
Leicester, MA 01524

PROJECT #: 201601510015
PROJECT ISSUE DATE: 02/13/2020
PROJECT STATUS: Schematic Design

SHEET NAME:

FIRE PROTECTION
THIRD FLOOR PARTIAL PLAN - PART D

DRAWING HISTORY:

NO.	DATE	DESCRIPTION

SHEET #:

FP134

C:\Users\nkim\Documents\18400 MEP_nkim.rvt
1/24/2020 11:05:51 AM

GENERAL NOTES

1. ALL PLUMBING WORK SHALL BE DONE IN ACCORDANCE WITH THE MASSACHUSETTS STATE PLUMBING AND FUEL GAS CODE
   THE PLUMBING CONTRACTOR SHALL COORDINATE WITH THE PLUMBING INSPECTOR FOR ALL PLUMBING INSPECTIONS
2. CAREFULLY COORDINATE LOCATION OF PIPING WITH ALL OTHER TRADES AND ALL EXISTING CONDITIONS
3. ALL PIPING SHOWN DIAGRAMMATICALLY AND ALL EXACT LOCATIONS SHALL BE DETERMINED IN THE FIELD
4. ALL PIPING SHALL BE RUN CONCEALED ABOVE CEILINGS, IN WALLS AND IN CHASES WHEREVER POSSIBLE
5. NO STRUCTURAL MEMBERS SHALL BE CUT
6. ALL PIPING SHALL BE SUPPORTED FROM BUILDING STRUCTURE.
7. RUN WATER PIPE ON THE WARM SIDE OF BUILDING INSULATION. NO WATER PIPING SHALL BE RUN IN EXTERIOR WALLS
8. PROVIDE DRAW OFFS WITH BALL VALVE, HOSE END VACUUM BREAKER, CAP & CHAIN AT ALL
   DOMESTIC WATER LOW POINTS AND PITCH PIPING TO DRAIN.
9. ALL SANITARY WASTE PIPING SHALL PITCH A MIN. OF 1/8" PER FT. FOR PIPING 4" & LARGER,
   1/4" FOR PIPING UP TO 3". ALL VERTICAL SANITARY LINES & DRAIN LINES ASSOCIATED WITH ICE MAKERS, SODA DISPENSERS ETC
   TO BE INSULATED, INSULATION AS SPECIFIED.
10. PROVIDE ACCESSIBLE CLEANOUTS AT THE BASE OF ALL STACKS, AS SHOWN, AND AS REQUIRED.
11. ALL PIPING SHALL BE NEW, INSTALLED PARALLEL TO BUILDING LINES AND PITCHED TO LOW POINTS
12. PLUMBING CONTRACTOR SHALL PROVIDE FIRE STOPPING FOR ALL PENETRATIONS THROUGH ALL FLOORS, FIRE WALLS AND FIRE
    RATED SEPARATIONS. COORDINATE WITH ARCHITECTURAL DRAWINGS FOR THESE AREAS AND PROVIDE LINK SEAL FIRE STOPPING KITS.
13. PLUMBING CONTRACTOR SHALL FURNISH, INSTALL AND MAINTAIN ALL SCAFFOLDING, HOISTING
    EQUIPMENT, DERRICKS, ETC., NECESSARY FOR INSTALLATION OF WORK.
14. ALL PLUMBING PIPING AND DRAINS SHALL BE KEPT CLEAR OF BLOCKAGE WHILE CONSTRUCTION IS UNDERWAY.
    ALL PLUMBING PIPING SHALL BE DEBURRED BEFORE JOINTS ARE MADE.
15. ALL EXISTING CONDITIONS SHOWN ARE APPROXIMATE ONLY. ALL EXISTING CONDITIONS SHALL BE VERIFIED
    IN THE FIELD. ALL NEW SYSTEMS SHALL BE COORDINATED WITH ALL EXISTING CONDITIONS AND TRADES. EXACT LOCATIONS
    OF ALL CONNECTIONS TO EXISTING SYSTEMS AND EQUIPMENT SHALL BE DETERMINED IN FIELD.
16. PRIOR TO BID, THE CONTRACTOR SHALL VISIT THE SITE AND FAMILIARIZE HIMSELF WITH ALL TRADE DRAWINGS AND ALL ASPECTS OF THE WORK AND
    ALL CONDITIONS TO WHICH THE WORK WILL BE INSTALLED, ANY DISCREPANCIES BETWEEN THE WORK SHOWN
    ON THE DRAWINGS AND ANY CONDITIONS SHALL BE SUBMITTED TO THE ARCHITECT IN WRITING.
    FAILURE OF THE CONTRACTOR TO DO SO SHALL NOT CONSTITUTE AN EXTRA COST TO THE CONTRACT.
17. DIELECTRIC INSULATING FITTINGS SHALL BE USED WHERE PIPES OF DISSIMILAR METALS
    ARE CONNECTED, AND AT THE WATER HEATER.
18. THE INFORMATION SHOWN ON THE DRAWINGS IS GENERALLY DIAGRAMMATIC AND IS NOT INTENDED
    TO INDICATE EXACT ROUTES OF PIPING OR LOCATIONS OF VALVES, DRAINS, EQUIPMENT, FIXTURES OR FINAL CONNECTIONS. IT SHALL BE THE
    RESPONSIBILITY OF THE PLUMBING CONTRACTOR TO DETERMINE THE BEST ROUTES OF PIPING AND LOCATIONS OF PIPING CONNECTIONS
    IN THE FIELD AND IN CONJUNCTION WITH COORDINATION BETWEEN ALL OTHER TRADES AT THE SIGHT.
19. ALL NEW SYSTEMS SHALL BE TESTED, BALANCED AND ADJUSTED TO ENSURE PROPER OPERATION AND CODE COMPLIANT INSTALLATION
    PIPING AND EQUIPMENT SHALL BE TESTED IN ACCORDANCE WITH THE STATE PLUMBING CODE
20. THE CONTRACTOR SHALL BE CAREFUL TO ENSURE THAT NO CROSS CONNECTIONS ARE MADE BETWEEN THE POTABLE WATER SUPPLY AND
    ALL SOURCES OF CONTAMINATION OR CROSS CONNECTION.
21. ALL PIPING MATERIALS, FITTINGS VALVES UNIONS, HANGERS, EQUIPMENT, INSTALLATION AND ALL ASPECTS OF THE PLUMBING WORK
    SHALL BE AS APPROVED BY THE MASSACHUSETTS STATE PLUMBING CODE
22. CONTRACTOR SHALL BE RESPONSIBLE FOR ALL CUTTING AND PATCHING OF WALLS AND FLOORS TO ACCOMMODATE INSTALLATION OF NEW PIPING AND
    EQUIPMENT. CONTRACTOR SHALL PATCH ALL SURFACES TO MATCH THE EXISTING CONDITIONS AND TO THE SATISFACTION OF THE ARCHITECT.
23. PROVIDE SERVICE STOPS FOR ALL FIXTURES
24. THE TERM "CONTRACTOR" SHALL MEAN PLUMBING CONTRACTOR
25. PLUMBER SHALL FURNISH AND INSTALL ALL TRAPS, ANGLE STOPS, WASTE ARMS, STRAINERS, TAILPIECES, FIXTURE SUPPLIES AND ALL PLUMBING CONNECTIONS
    TO ALL PLUMBING FIXTURES REQUIRING PLUMBING AND AS REQUIRED FOR A COMPLETE PLUMBING SYSTEM.
26. ALL PLUMBING FIXTURE TYPES AND LOCATIONS ARE APPROXIMATE ONLY. THE CONTRACTOR SHALL HAVE THE APPROVAL OF THE
    ARCHITECT FOR ALL PLUMBING FIXTURE TYPES, QUANTITIES AND LOCATIONS PRIOR TO PURCHASE
27. THE PLUMBING CONTRACTOR SHALL CREATE A SCALE DRAWING FOR THE BUILDING SHOWING THE LOCATIONS OF ALL BACK FLOW PREVENTION DEVICES
    AND DETAILS OF THEIR INSTALLATION METHODS. THE PLUMBING CONTRACTOR SHALL ALSO OBTAIN MANUFACTURER CUT SHEETS OF ALL BACK FLOW
    PREVENTION DEVICES AND SHALL INDICATE THE SIZES AND MODEL NUMBERS BEING USED. THE PLUMBING CONTRACTOR SHALL SUBMIT THESE DRAWINGS
    AND CUT SHEETS TO THE LOCAL WATER AUTHORITY FOR APPROVAL. NO BACK FLOW PREVENTION DEVICE SHALL BE INSTALLED UNTIL WRITTEN APPROVAL OF
    ALL BACK FLOW PREVENTION DEVICES HAS BEEN OBTAINED BY THE PLUMBING CONTRACTOR FROM THE LOCAL WATER AUTHORITY.
28. IN THE EVENT THAT THERE ARE DISCREPANCIES BETWEEN PIPE SIZES SHOWN ON THE PLANS VERSUS THAT SHOWN ON THE DETAILS
    OR RISER DIAGRAMS, THE LARGER PIPE SIZE SHALL BE FOLLOWED.
29. THE PLUMBING CONTRACTOR SHALL BE COMPLETELY RESPONSIBLE FOR THE INSTALLATION OF ALL KITCHEN SINKS, FAUCETS
    AND ALL EQUIPMENT REQUIRING PLUMBING CONNECTIONS

SPECIFICATIONS

1. CAREFULLY COORDINATE LOCATION OF PIPING WITH ALL OTHER TRADES AND ALL CONDITIONS AT THE SITE.
2. DIELECTRIC INSULATING FITTINGS SHALL BE USED WHERE PIPES OF DISSIMILAR METALS
   ARE CONNECTED, AND AT THE WATER HEATERS
3. PROVIDE ACCESSIBLE CLEANOUTS AT THE BASE OF ALL STACKS, AS SHOWN, AND AS REQUIRED.
4. ALL PIPING SHALL BE NEW, INSTALLED PARALLEL TO BUILDING LINES AND PITCHED TO LOW POINTS
5. CONTRACTOR SHALL VISIT THE SITE AND VERIFY ALL CONDITIONS AND COORDINATE BEST ROUTE OF NEW
   PIPING AND LOCATIONS OF NEW EQUIPMENT IN COORDINATION WITH THE WORK OF ALL OTHER TRADES AND ALL
   CONDITIONS TO ENSURE THAT ALL WORK WILL FIT IN THE SPACE WITH NO INTERFERENCE'S
6. ALL NEW SYSTEMS SHALL BE TESTED, BALANCED AND ADJUSTED TO ENSURE PROPER OPERATION AND CODE COMPLIANT INSTALLATION.
   PIPING AND EQUIPMENT SHALL BE TESTED IN ACCORDANCE WITH THE STATE PLUMBING CODE
7. BAND HANGERS SHALL BE USED TO SUPPORT PIPING, PIPE SHIELDS SHALL BE INSTALLED TO PROTECT AGAINST
   DAMAGE TO THE PIPE INSULATION. 3/8" RODS SHALL BE USED.
8. ALL COLD WATER, HOT WATER, HOT WATER RETURN PIPING SHALL BE INSULATED WITH 1" FIBERGLASS INSULATION
   WITH FACTORY APPLIED JACKET. ALL FITTINGS AND VALVES SHALL BE PROVIDED WITH INSULATION AND WHITE PREMOLDED PVC INSULATION COVERS
   ALL WATER PIPING MAINS AND BRANCH RUNOUTS THAT ARE EXPOSED SHALL BE COVERED WITH WHITE PVC PIPE COVERS. THIS SHALL INCLUDE
   ALL FITTINGS AND VALVES. ALL FITTINGS AND VALVES SHALL BE PROVIDED WITH INSULATION AND WHITE PREMOLDED PVC INSULATION COVERS
9. THE PLUMBING CONTRACTOR SHALL OBTAIN PERMITS FOR ALL HOT WORK PRIOR TO ANY HOT WORK AT THE SITE.
10. ABOVE GROUND WATER PIPING SHALL BE TYPE "L" COPPER WITH SOLDER JOINTS USING 95/5 SOLDER. DRAIN AND VENT PIPING 2" AND SMALLER SHALL BE
    TYPE "L" COPPER WITH SOLDER JOINTS AND DRAINAGE PATTERN FITTINGS. BELOW GROUND WATER PIPING SHALL BE TYPE "K" COPPER WITH
    SILVER SOLDER JOINTS. FLARED END JOINTS OR OTHER MASSACHUSETTS PLUMBING CODE APPROVED FITTINGS.
11. BALL VALVES SHALL BE FULL PORT WITH STAINLESS STEEL BALL AND STEM WITH SOLDER OR THREADED FITTINGS AS APPLICABLE
12. DRAIN AND VENT PIPING ABOVE GROUND LARGER THAN 2" SHALL BE SERVICE WEIGHT CAST IRON WITH STAINLESS STEEL HUBLESS FITTINGS AND COUPLINGS
    WITH NEOPRENE GASKET. DRAIN PIPING BELOW GROUND SHALL BE AS ABOVE EXCEPT FOR MECHANICAL JOINT WITH PUSH ON FITTINGS AND RESILIENT GASKET.
13. THE CONTRACTOR SHALL BE CAREFUL TO ENSURE THAT NO CROSS CONNECTIONS ARE MADE BETWEEN THE POTABLE WATER SUPPLY AND
    ALL SOURCES OF CONTAMINATION OR CROSS CONNECTION.
14. ALL PIPING MATERIALS, FITTINGS VALVES UNIONS, HANGERS, EQUIPMENT, INSTALLATION AND ALL ASPECTS OF THE PLUMBING WORK
    SHALL BE AS APPROVED BY THE MASSACHUSETTS PLUMBING AND FUEL GAS CODES
15. CONTRACTOR SHALL BE RESPONSIBLE FOR ALL CUTTING AND PATCHING OF WALLS AND FLOORS TO ACCOMMODATE INSTALLATION OF NEW PIPING AND
    EQUIPMENT. CONTRACTOR SHALL PATCH ALL SURFACES TO MATCH THE EXISTING CONDITIONS AND TO THE SATISFACTION OF THE ARCHITECT.
16. ALL VALVES INDICATED SHALL BE BY CONBRACO.
17. INSTALL SHOCK ABSORBERS BY PRECISION PLUMBING PRODUCTS AT ENDS OF HOT AND COLD WATER PIPING RUNS BELOW THE LAST FIXTURE
18. ALL CLEANOUTS SHALL BE BY ZURN WITH BRONZE PLUGS. ALL CLEANOUTS SHALL BE TURNED UP INTO THE TENANT SPACE.
19. ALL EXPOSED PIPING, VALVES AND FITTINGS AT THE FIXTURES SHALL BE CHROME FINISH
20. ALL VALVES SHALL BE PROVIDED WITH TAGS, ALL PIPING SHALL BE LABELED WITH ADHESIVE DECALS PER ASME AND STATE PLUMBING CODE STANDARDS.
21. PROVIDE SERVICE STOPS FOR ALL FIXTURES
22. PROVIDE ACCESS PANELS BY MILACRON. ACCESS PANELS SHALL BE 18" X 18" AND SHALL BE WITH A PRIMED FINISH
    FOR PAINTING BY OTHERS. ACCESS PANELS SHALL BE GIVEN TO THE G.C. FOR INSTALLATION. ALL ACCESS PANELS
    SHALL BE APPROVED BY THE ARCHITECT PRIOR TO PURCHASE.
23. SUBMIT SHOP DRAWINGS FOR ALL FIXTURES, TRIM, FAUCETS, VALVES, PIPING, INSULATION, WATER HEATERS
    FLOOR DRAINS, CLEANOUTS, PUMPS, ETC. ALL SHOP DRAWINGS SHALL HAVE THE APPROVAL OF THE ENGINEER PRIOR TO
    PURCHASE AND INSTALLATION OF ANY PLUMBING SYSTEMS.
24. PROVIDE "P" TRAPS FOR ALL PLUMBING FIXTURE DRAINS
25. HOSE BIBBS SHALL BE 1/2" CHROME FINISH WITH LOOSE KEY HANDLE AND 3/4" VACUUM BREAKER HOSE END CONNECTION.
26. ALL SHOCK ABSORBERS AND TRAP PRIMERS SHALL BE BY PRECISION PLUMBING PRODUCTS
27. THE DRAWINGS ARE DIAGRAMMATICAL ONLY. THE CONTRACTOR SHALL BE RESPONSIBLE FOR DETERMINING THE EXACT ROUTE OF
    ALL PIPING, IN THE FIELD AND IN CONJUNCTION WITH COORDINATION OF ALL EXISTING CONDITIONS, NEW CONSTRUCTION, AND
    COORDINATION WITH ALL OTHER TRADES TO ENSURE THE ALL OF THE PLUMBING SYSTEMS WILL FIT INTO THE SPACE WITH NO
    INTERFERENCES BETWEEN ANY EXISTING OR NEW CONDITIONS AND ANY OTHER TRADES.
28. THE PLUMBING CONTRACTOR SHALL BE COMPLETELY RESPONSIBLE FOR THE INSTALLATION OF ALL KITCHEN SINKS, FAUCETS AND ALL EQUIPMENT REQUIRING PLUMBING CONNECTIONS
29. ALL WATER PIPING SHALL BE TESTED FOR COLIFORM BY A LICENSED TESTING LAB. A CERTIFIED REPORT FROM THE LAB SHALL BE SUBMITTED TO THE STATE PLUMBING INSPECTOR FOR REVIEW AND APPROVAL.
    THIS SHALL BE BEFORE AND APPROVAL SHALL BE OBTAINED FROM THE INSPECTOR PRIOR TO FINAL ACCEPTANCE OF THE PLUMBING WORK
30. THE PLUMBING CONTRACTOR SHALL SUBMIT MANUFACTURERS SHOP DRAWINGS FOR ALL PROPOSED PLUMBING FIXTURES, MATERIALS, VALVES AND EQUIPMENT SHALL BE SUBMITTED TO THE PLUMBING ENGINEER FOR APPROVAL.
    WRITTEN APPROVAL OF ALL PROPOSED PLUMBING FIXTURES, MATERIALS, VALVES AND EQUIPMENT SHALL BE RECEIVED FROM THE PLUMBING ENGINEER PRIOR TO THE COMMENCEMENT OF ANY PLUMBING WORK.
31. ALL SANITARY PIPING INSTALLED BELOW THE FLOOR THAT IS ASSOCIATED WITH THE DRAINS FROM ALL ICE MAKERS, ICE MACHINES, ICE BINS AND SODA DISPENSERS SHALL BE PROVIDED WITH INSULATION THAT SHALL
    INCLUDE THE P-TRAP, FLOOR DRAIN BODY AND TAILPIECE AND 10 LINEAR FEET OF DRAIN PIPE INCLUDING ALL FITTINGS. INSULATION SHALL BE 1" THICK FIBERGLASS WITH MANUFACTURERS APPLIED VAPOR BARRIER JACKET.
32. ALL PIPE PENETRATIONS THROUGH THE FLOOR SLAB SHALL BE MADE WITH METAL PIPE SLEEVES THAT SHALL EXTEND A MINIMUM OF 2" ABOVE THE FINISH FLOOR, THE SPACE BETWEEN THE PENETRATION AND THE
    SLEEVE SHALL BE PROVIDED WITH UL-APPROVED FIRE STOPPING. FOR MEMBRANE FLOORS, FLASHING SHALL BE PROVIDED AND SHALL EXTEND A MINIMUM OF 8" ABOVE THE FLOOR LEVEL. COORDINATE WITH ARCHITECT FOR FLOOR TYPES
    ALL FLOOR DRAINS, FLOOR SINKS AND PIPE SLEEVES SHALL BE GROUTED SOLID.
33. ALL BUILDING SHUT-DOWNS ARE TO BE COORDINATED WITH THE OWNER/LANDLORD.
34. WATER HAMMER ARRESTORS / SHOCK ABSORBERS TO PROVIDED AT ALL EQUIPMENT WITH QUICK ACTING VALVES AND AT THE TOILET ROOMS WITH FLUSH VALVES.

KITCHEN NOTES

1. ALL PIPING CONNECTIONS SHOWN ARE APPROXIMATE ONLY. THE PLUMBING CONTRACTOR SHALL COORDINATE WITH THE KITCHEN CONTRACTOR
   FOR THE EXACT LOCATIONS AND REQUIREMENTS OF ALL PIPING DROPS AND FINAL CONNECTIONS, AS WELL AS ALL VALVES. THIS SHALL BE DONE PRIOR TO
   ANY INSTALLATION OF ANY PLUMBING SYSTEMS ASSOCIATED WITH THE KITCHEN.
2. THE PLUMBING CONTRACTOR SHALL BE RESPONSIBLE FOR ALL FINAL PLUMBING CONNECTIONS TO ALL KITCHEN EQUIPMENT REQUIRING
   PLUMBING. ALL FINAL CONNECTIONS SHALL BE COORDINATED WITH THE KITCHEN CONTRACTOR PRIOR TO INSTALLATION. ALL FINAL PLUMBING
   CONNECTIONS TO ALL KITCHEN EQUIPMENT SHALL BE IN ACCORDANCE WITH THAT EQUIPMENTS MANUFACTURERS RECOMMENDATIONS.
3. THE TERM "KITCHEN EQUIPMENT" SHALL INCLUDE ALL FIXTURES, FAUCETS, SINKS, COOKING EQUIPMENT, ICE MAKERS, COFFEE MAKERS AND ANY
   EQUIPMENT OR FIXTURE OR FAUCET IN THE KITCHEN THAT REQUIRES PLUMBING CONNECTIONS.
4. ALL FINAL WATER CONNECTIONS SHALL BE PROVIDED WITH SHUT OFF VALVES OR SERVICE STOPS
5. THE PLUMBING CONTRACTOR SHALL BE RESPONSIBLE FOR OBTAINING ALL KITCHEN EQUIPMENT DRAWINGS AND CUTSHEET INFORMATION AND TO PERFORM ALL
   COORDINATION WITH THE KITCHEN CONTRACTOR AND KITCHEN EQUIPMENT VENDORS SO AS TO FAMILIARIZE HIMSELF WITH EVERY PIECE OF KITCHEN EQUIPMENT
   REQUIRING PLUMBING CONNECTIONS. ALL FINAL CONNECTIONS POINTS, VALVE REQUIREMENTS AND DIMENSIONS SHALL DETERMINED AS A RESULT OF THIS COORDINATION.
   THE PLUMBING DRAWINGS SHALL NOT BE USED FOR DIMENSIONING OF ANY DRAINS, VENTS OR WATER PIPING.
6. THE PLUMBING CONTRACTOR SHALL RUN ALL INDIRECT WASTE PIPING FROM KITCHEN EQUIPMENT TO INDIRECT WASTE AT FLOOR DRAINS AND FLOOR SINKS.
   THE PLUMBING CONTRACTOR SHALL COORDINATE WITH THE KITCHEN CONTRACTOR FOR ALL REQUIRED INDIRECT WASTE DRAINS.
   INDIRECT WASTE PIPING FROM KITCHEN EQUIPMENT SHALL BE COPPER AS APPROVED BY THE MASSACHUSETTS STATE PLUMBING CODE
7. ALL FLOOR DRAIN AND FLOOR SINK LOCATIONS SHOWN ARE APPROXIMATE ONLY AND SHALL NOT BE USED BY THE PLUMBING CONTRACTOR FOR THE ACTUAL
   FLOOR DRAIN AND FLOOR SINK INSTALLATIONS. THE PLUMBING CONTRACTOR SHALL COORDINATE ALL FLOOR DRAIN AND FLOOR SINK LOCATIONS WITH THE KITCHEN EQUIPMENT
   CONTRACTOR FOR THE EXACT LOCATIONS AND TYPES OF ALL FLOOR DRAINS AND FLOOR SINKS.
8. ALL KITCHEN EQUIPMENT, FIXTURES AND FAUCETS SHALL BE FURNISHED BY OTHERS. ALL EQUIPMENT AND FIXTURES SHALL BE INSTALLED BY OTHERS. ALL FAUCETS FOR FIXTURES AND EQUIPMENT
   SHALL BE INSTALLED BY THE PLUMBING CONTRACTOR. ALL FAUCET AND FIXTURE TRIM, DRAINS, WASTES, SERVICE STOPS, P-TRAPS, WASTE ARMS, WATER SUPPLIES, SINK STRAINERS, TAILPIECES AND ALL
   PLUMBING TRIM ASSOCIATED WITH KITCHEN FIXTURES, FAUCETS AND EQUIPMENT INCLUDING ALL FINAL CONNECTIONS SHALL BE FURNISHED AND INSTALLED BY THE PLUMBING CONTRACTOR
9. THE PLUMBING CONTRACTOR SHALL BE COMPLETELY RESPONSIBLE FOR THE INSTALLATION OF ALL KITCHEN SINKS, FAUCETS AND ALL EQUIPMENT REQUIRING PLUMBING CONNECTIONS
10. THE PLUMBING CONTRACTOR SHALL BE COMPLETELY RESPONSIBLE FOR COORDINATING WITH THE KITCHEN EQUIPMENT REQUIRING WATER CONNECTIONS TO INSURE THAT ALL REQUIRED BACKFLOW
    PROTECTION DEVICES ARE FURNISHED AND INSTALLED BY THE PLUMBING CONTRACTOR IN ACCORDANCE WITH THE MASSACHUSETTS STATE PLUMBING CODE.

PLUMBING GENERAL LEGEND

CW	CW	COLD WATER ABOVE FLOOR
HWR	HWR	140°F HOT WATER RETURN ABOVE FLOOR
HW	HW	140°F HOT WATER ABOVE FLOOR
FD or FS	FD or FS	NEW FLOOR DRAIN OR FLOOR SINK AS NOTED
FCO	FCO	NEW FLUSH FLOOR CLEANOUT
ECO	ECO	NEW END CLEANOUT BELOW FLOOR
S	S	NEW SANITARY PIPING ABOVE THE FLOOR
S	S	NEW SANITARY PIPING BELOW SLAB
IW	IW	NEW INDIRECT WASTE PIPING ABOVE FLOOR
GW	GW	NEW GREASE WASTE PIPING ABOVE FLOOR
GW	GW	NEW GREASE WASTE PIPING BELOW SLAB
V	V	NEW VENT ABOVE FLOOR
V	V	NEW VENT BELOW FLOOR
		CAPPED PIPE
		DRAIN VALVE
		PIPING UP THROUGH FLOOR ABOVE
		PIPING DOWN THROUGH FLOOR
		ELBOW DOWN OR DROP
		TEE DROP OR RISE
		UNION
CTE	CTE	NEW CONNECTION TO EXISTING PIPING
GI	GI	GREASE INTERCEPTOR AS INDICATED
TP	TP	TRAP PRIMER PIPING ABOVE FLOOR
TP	TP	TRAP PRIMER PIPING BELOW SLAB
HB	HB	HOSE BIBB
CO	CO	END CLEANOUT ABOVE FLOOR
		WATER SERVICE BALL VALVE
		BUTTERFLY VALVE WITH MEMORY STOP
		CHECK VALVE
RPZ	RPZ	REDUCED PRESSURE ZONE ASSEMBLY (WATTS 009)
DCV	DCV	DOUBLE CHECK VALVE (WATTS 007)
		GAS SHUT-OFF VALVE
		SOLENOID VALVE
G	G	NATURAL GAS PIPING ABOVE FLOOR
		PIPE BREAK
A		SHOCK ABSORBER / WATER HAMMER ARRESTOR
G		SHUT-OFF VALVE & FLEXIBLE GAS CONNECTION
CO PANEL / CO SENSOR		GAS DETECTION SYSTEM

ABBREVIATION

AFF	ABOVE FINISH FLOOR	VTR	VENT THROUGH ROOF
BV	BOW VENT	BV	BOW VENT
CTE	NEW CONNECTION TO EXISTING	WH	NON-FREEZE WALL HYDRANT
CW	COLD WATER	W&T	WASTE & TRAP
CWWV	CLEAR WATER WASTE VENT	HW	HOT WATER
DCO	DANDY (RISER) CLEANOUT	V	VENT
DN	DOWN	S	SANITARY
P-#	FIXTURE NUMBER	W	WASTE
TYP	TYPICAL	IW	INDIRECT WASTE
FCO	FLOOR CLEANOUT	NTS	NOT TO SCALE
GC	GENERAL CONTRACTOR	GW	GREASE WASTE
ETR	EXISTING TO REMAIN	GW&T	GREASE WASTE & TRAP
ETBR	EXISTING TO BE REMOVED	CTE	CONNECT TO EXISTING
		F&I	FURNISHED & INSTALLED

DPH NOTES:

1. PRIOR TO THE COMMENCEMENT OF ANY PLUMBING WORK IN THE BUILDING, THE PLUMBING CONTRACTOR SHALL PRESENT THE PLUMBING KITCHEN PLANS TO THE LOCAL HEALTH INSPECTOR AND PLUMBING INSPECTOR WHO SHALL REVIEW AND APPROVE THE KITCHEN PLUMBING PLANS FOR ALL PLUMBING CONNECTIONS AND PIPING SYSTEMS. WRITTEN APPROVAL OF THE KITCHEN PLUMBING PLANS SHALL BE OBTAINED BY THE PLUMBING CONTRACTOR FROM THE LOCAL HEALTH INSPECTOR AND PLUMBING INSPECTOR PRIOR TO THE COMMENCEMENT OF ANY PLUMBING WORK IN THE BUILDING.
2. PRIOR TO THE COMMENCEMENT OF ANY PLUMBING WORK IN THE BUILDING, THE PLUMBING CONTRACTOR SHALL COORDINATE THE PLUMBING WORK WITH THE EXISTING SANITARY AND DOMESTIC WATER PIPING IN THE BUILDING.

Finegold Alexander Architects

PROJECT TEAM:

OWNER:
Leicester Public School
3 Washburn Sq. 3rd Floor
Leicester, MA 01524

Structural Engineer
RSE Associates, Inc.
63 Pleasant St. Ste. 200
Watertown, MA 02472
T: 617.926.9300

MPFP Engineer
BLW Engineers, Inc.
311 Great Road, Post Office Box 1551
Littleton, MA 01460
T: 978.486.4301

Landscape Architect
Warner Larson Landscape Architects
130 West Broadway
Boston, MA 02127
T: 617.464.1440

Electrical Engineer
ART Engineering
38 Front St. Flr 3
Worcester, MA 01608
T: 508.797.7071

Civil Engineer
Nitsch Engineering
2 Center Plaza, Suite 430
Boston, MA 02108
T: 617.338.0063

Geotechnical Engineer
McPhail Associates, LLC
2269 Massachusetts Ave.
Cambridge, MA 02140
T: 617.868.1420

Code Consultant
Jensen Hughes
1 Lincoln St.
Boston, MA 02111
T: 508.538.9409

Kitchen Consultant
Crabtree McGrath Associates, Inc.
161 West Main Street
Georgetown, MA 01833
T: 978.352.8500

Owners Project Manager
NV5
70 Fargo Street, Suite 800
Boston, MA 02210

KEY PLAN:

NORTH

SEAL:

Preliminary
Not For
Construction

PROJECT INFORMATION:

Leicester Middle School

70 Winslow Ave.
Leicester, MA 01524

PROJECT #: 201601510015
PROJECT ISSUE DATE: 02/13/2020
PROJECT STATUS: Schematic Design

SHEET NAME:

PLUMBING
LEGEND AND NOTES

DRAWING HISTORY:

NO.	DATE	DESCRIPTION

SHEET #:

P001

C:\Users\nkim\Documents\18400 MEP_nkim.rvt
1/24/2020 11:05:51 AM

THERMOSTATIC MIXING VALVE SCHEDULE

TAG	LOCATION	MANUFACTURER	MODEL	MIN OUTLET FLOW (GPM)	COMMENTS
TMV-1	MECHANICAL	POWERS	LFIS200	0.5	SET TO 140° FOR KITCHEN HOT WATER LOOP
TMV-2	MECHANICAL	POWERS	LFIS200 (DUPLEX IN PARALLEL)	0.5	SET TO 120° FOR DOMESTIC HOT WATER LOOP
TMV-2	MECHANICAL	POWERS	ETV400	3	SET TO 60° FOR SAFETY LOOP
TMV-3	HANDWASH SINKS	SYMMONS MAXLINE	7-210	0.5	SET TO 110° AT ALL SINKS FOR HANDWASHING

TRAP PRIMER SCHEDULE

TAG	DESIGNATION	MANUFACTURER	MODEL	COMMENTS
TP-1	UNDER SINK TRAP PRIMER	PRECISION PLUMBING PRODUCTS	PRO1-ULP500	MOUNT ON COLD WATER SUPPLY TO LAVATORY
TP-2	MECHANICAL TRAP PRIMER	PRECISION PLUMBING PRODUCTS	PRO1-500	PROVIDE DISTRIBUTION UNIT AS NECESSARY
TP-3	MECHANICAL TRAP PRIMER	PRECISION PLUMBING PRODUCTS	P2-500	-

NOTES:
ALL FLOOR DRAINS TO BE EQUIPPED WITH TRAP PRIMER UNLESS RECEIVING CONTINUOUS OR SEMI-CONTINUOUS FLOW FROM AN INDIRECT WASTE FIXTURE. NOT ALL TRAP PRIMERS ARE SHOWN ON DRAWINGS.

PUMP SCHEDULE

TAG	LOCATION	MANUFACTURER	MODEL	TYPE	FLOW (GPM)	HEAD (FT)	ELECTRICAL				COMMENTS
							VOLT	HP	PHASE	hZ	
HWCP	MAIN HW CIRCULATION	GRUNDFOS	MAGNA	IN-LINE	-	-	115	1	1	60	DOMESTIC WATER RECIRCULATING WITH IMMERSION AQUASTAT
ESP	ELEVATOR SHAFT	STANCOR	SE50 W/ OIL MINDER	SUMP	50	-	115	½	1	60	DISCHARGE INDIRECTLY TO OIL INTERCEPTOR

DRAINAGE SCHEDULE

TAG	DESIGNATION	MANUFACTURER	MODEL	OUTLET	COMMENTS
FD-A	FLOOR DRAIN	J.R. SMITH	2320Y-U	NO HUB	DUCO CAST IRON BODY WITH FLASHING COLLAR, ROUND TRACTOR GRATE TOP, NICKEL BRONZE, WITH TRAP PRIMER CONNECTION. COORDINATE GRATE OPENINGS AS REQUIRED.
FD-B	FLOOR DRAIN	J.R. SMITH	2010-B	NO HUB	SQUARE NICKEL BRONZE TOP, FLASHING COLLAR, VANDAL PROOF SCREWS.
RD-A	ROOF DRAIN	J.R. SMITH	1010	NO HUB	DUCO CAST IRON BODY WITH COMBINED FLASHING CLAMP, ALUMINUM DOME, PIPE SIZE AS INDICATED ON DRAWINGS.

NOTE:
1. PLUMBING CONTRACTOR SHALL COORDINATE ALL FLASHING REQUIREMENTS WITH THE GENERAL CONTRACTOR PRIOR TO PURCHASE OF ALL DRAINAGE PRODUCTS.

BACKFLOW PREVENTER SCHEDULE

TAG	LOCATION	SYSTEM	MANUFACTURER	MODEL	SIZE	COMMENTS
RPBP-1	MECHANICAL ROOM	INCOMING SERVICE	WATTS	LF909	6"	PROVIDE WITH STRAINER. MOUNT IN ACCORDANCE WITH THE REQUIREMENTS OF THE LOCAL WATER AUTHORITY.
RPBP-2	MECHANICAL ROOM	HVAC MAKEUP	WATTS	LF009	1"	PROVIDE WITH STRAINER. MOUNT IN ACCORDANCE WITH THE REQUIREMENTS OF THE LOCAL WATER AUTHORITY.
RPBP-3	JANITOR'S CLOSET	DETERGENT DISPENSER	WATTS	LF009	¾"	PROVIDE WITH STRAINER. MOUNT IN ACCORDANCE WITH THE REQUIREMENTS OF THE LOCAL WATER AUTHORITY.

PLUMBING FIXTURE SCHEDULE

TAG	DESIGNATION	FIXTURE		TRIM		CONNECTIONS				COMMENTS
		MANUFACTURER	MODEL	MANUFACTURER	MODEL	COLD WATER	HOT WATER	SANITARY	VENT	
WC-1	WATER CLOSET	AMERICAN STANDARD	AFWALL 3351101	SLOAN	SOLIS 8111 1.28 GPF	1"	-	4"	2"	1.28 GPF
WC-2	ADA WATER CLOSET	AMERICAN STANDARD	AFWALL 3351101	SLOAN	SOLIS 8111 1.28 GPF	1"	-	4"	2"	1.28 GPF
WC-3	WATER CLOSET	AMERICAN STANDARD	BABY DEVORO 2315228	-	-	½"	-	4"	2"	1.28 GPF
UR-1	URINAL	AMERICAN STANDARD	WASHBROOK 6515001	SLOAN	SOLIS 8186 0.125 GPF	1"	-	2"	2"	0.125 GPF
UR-2	ADA URINAL	AMERICAN STANDARD	WASHBROOK 6515001	SLOAN	SOLIS 8186 0.125 GPF	1"	-	2"	2"	0.125 GPF
L-1	LAVATORY	SLOAN	DSG - 82000	SLOAN	(2) SLOAN SOLIS EAF-275 0.5 GPM (2) SLOAN SOLIS ESD-2000	½"	½"	2"	2"	0.5 GPM
L-2	LAVATORY	AMERICAN STANDARD	MURRO 0995.001EC	SLOAN	SOLIS EAF-275 0.5GPM	½"	½"	2"	2"	0.5 GPM
L-3	LAVATORY PREK - K CHILDREN MOUNTED	AMERICAN STANDARD	MURRO 0995.001EC	SLOAN	SOLIS EAF-275 0.5GPM	½"	½"	2"	2"	0.5 GPM
SH-1	SHOWER	AMERICAN STANDARD	3838AMFCOL.218	SYMMONS	C-96-500-B30-V-X-2GPM	½"	½"	2"	2"	1.5 GPM
SK-1	SINK	ELKAY	LRAD191855	CHICAGO FAUCET	116.223.AB.4	½"	½"	2"	2"	1.5 GPM
WH-1	WALL HYDRANT	ZURN	Z1305	-	-	¾"	-	-	-	-
MSB-1	MOP SINK	FIAT	MSBIDTG2424	-	-	¾"	¾"	3"	2"	
ES-1	EMERGENCY STATION	GUARDIAN	GBF2179	-	-	-	-	-	-	
DF-1	DRINKING FOUNTAIN	ELKAY	LZSTL8WSSP	-	-	½"	-	2"	2"	

NOTES:
1. PLUMBING CONTRACTOR SHALL COORDINATE ALL FIXTURE INSTALLATION DIMENSIONS WITH THE ARCHITECTURAL DETAILS ON THE ARCHITECTURAL DRAWINGS.

2. ALL PLUMBING FIXTURE, FAUCETS, AND FLUSH VALVES SHALL BE FIELD ADJUSTED TO ENSURE PROPER CODE COMPLIANT OPERATION FOR TEMPERATURE AND FLOW.

3. ALL HANDWASHING FIXTURES SHALL BE FIELD ADJUSTED TO LIMIT THE HOT WATER TEMPERATURE TO 110°F.

4. PROVIDE SERVICE STOPS FOR ALL FIXTURES. ALL EXPOSED WATER & WASTE PIPING ASSOCIATED WITH FIXTURES SHALL BE CHROME FINISH. PROVIDE ALL SUPPLIES, SERVICE STOPS, TAILPIECES, AND TRAPS FOR FIXTURES AS REQUIRED. PROVIDE ALL FINAL CONNECTIONS.

5. PROVIDE CONCEALED WALL CARRIERS FOR ALL WALL MOUNTED FIXTURES. CARRIERS SHALL BE BY WADE.

HOSE BIBB SCHEDULE

TAG	LOCATION	MANUFACTURER	MODEL	COMMENTS
HB-1	INTERIOR	WOODFORD	MODEL 84	-

INTERCEPTOR SCHEDULE

TAG	SERVICE / LOCATION	MANUFACTURER	MODEL	FLOW RATE (GPM)	INLET/OUTLET	COMMENTS
GI-1	3BAY/DISHWASHING	SCHIER	GB3	75	4"/4"	BELOW FLOOR - DISCHARGE TO KITCHEN WASTE
OI	-	WATTS	OI	50	4"/4"	BELOW FLOOR - DISCHARGE TO SANITARY

NOTES
1. GREASE INTERCEPTOR TO BE COORDINATED & CONFIRMED TO FIT AT LOCATION SHOWN & MAKE ALL REQUIRED CONNECTIONS PRIOR TO PURCHASE. COORDINATE WITH GENERAL CONTRACTOR.

DOMESTIC HOT WATER HEATING SYSTEM SCHEDULE

TAG	LOCATION	MANUFACTURER	MODEL	TYPE	LOAD (MBH)	STORAGE (GAL)	RECOVERY (GPH @ 100F RISE)	ELECTRICAL			COMMENTS
								VOLT	PHASE	hZ	
HWH	MECHANICAL ROOM	PVI	800 L 250A-QW	INDIRECT FIRED STORAGE TANK	800	250	380	120	1	60	-
HWT	-	-	-	-	-	-	-	-	-	-	-

NOTES:
1. WATER SHALL BE PRODUCED AT 140°F
2. PROVIDE STARTUP BY FACTORY CERTIFIED TECHNICIAN AND STANDARD MANUFACTURERS WARRANTY.
3. WATER HEATER SHALL COME COMPLETE WITH TEMPERATURE AND PRESSURE RELIEF VALVE AND TANK DRAIN VALVE.
4. PROVIDE VACUUM BREAKER RELIEF VALVE(S) AS REQUIRED BY THE STATE PLUMBING CODE. INSTALL IN MULTIPLES IF REQUIRED.
5. ALL DOMESTIC WATER HEATING COMPONENTS SHALL COME ASME APPROVED.

C:\Users\nkim\Documents\18400 MEP_nkim.rvt
1/24/2020 11:05:52 AM

Finegold Alexander Architects

PROJECT TEAM:

OWNER:
Leicester Public School
3 Washburn Sq. 3rd Floor
Leicester, MA 01524

Structural Engineer
RSE Associates, Inc.
63 Pleasant St. Ste. 200
Watertown, MA 02472
T: 617.926.9300

MPFP Engineer
BLW Engineers, Inc.
311 Great Road, Post Office Box 1551
Littleton, MA 01460
T: 978.486.4301

Landscape Architect
Warner Larson Landscape Architects
130 West Broadway
Boston, MA 02127
T: 617.464.1440

Electrical Engineer
ART Engineering
38 Front St. Flr 3
Worcester, MA 01608
T: 508.797.7071

Civil Engineer
Nitsch Engineering
2 Center Plaza, Suite 430
Boston, MA 02108
T: 617.338.0063

Geotechnical Engineer
McPhail Associates, LLC
2269 Massachusetts Ave.
Cambridge, MA 02140
T: 617.868.1420

Code Consultant
Jensen Hughes
1 Lincoln St.
Boston, MA 02111
T: 508.538.9409

Kitchen Consultant
Crabtree McGrath Associates, Inc.
161 West Main Street
Georgetown, MA 01833
T: 978.352.8500

Owners Project Manager
NV5
70 Fargo Street, Suite 800
Boston, MA 02210

KEY PLAN:

NORTH

SEAL:

Preliminary Not For Construction

PROJECT INFORMATION:

Leicester Middle School

70 Winslow Ave.
Leicester, MA 01524

PROJECT #: 201601510015
PROJECT ISSUE DATE: 02/13/2020
PROJECT STATUS: Schematic Design

SHEET NAME:
PLUMBING SCHEDULES

DRAWING HISTORY:

NO.	DATE	DESCRIPTION

SHEET #:
P002

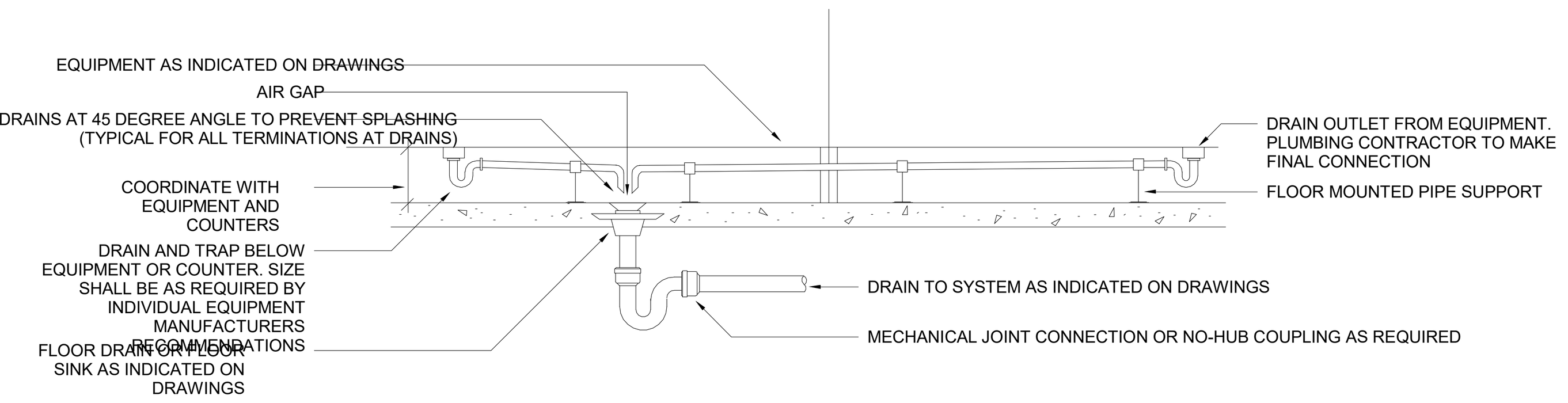

NOTES:
1. EQUIPMENT DRAIN OUTLETS SHOWN ARE FOR GENERAL INFORMATION ONLY. CONTRACTOR SHALL COORDINATE WITH ALL EQUIPMENT DRAIN REQUIREMENTS AND PROVIDE PIPING AS NECESSARY

6 INDIRECT WASTES FROM KITCHEN EQUIPMENT
NOT TO SCALE

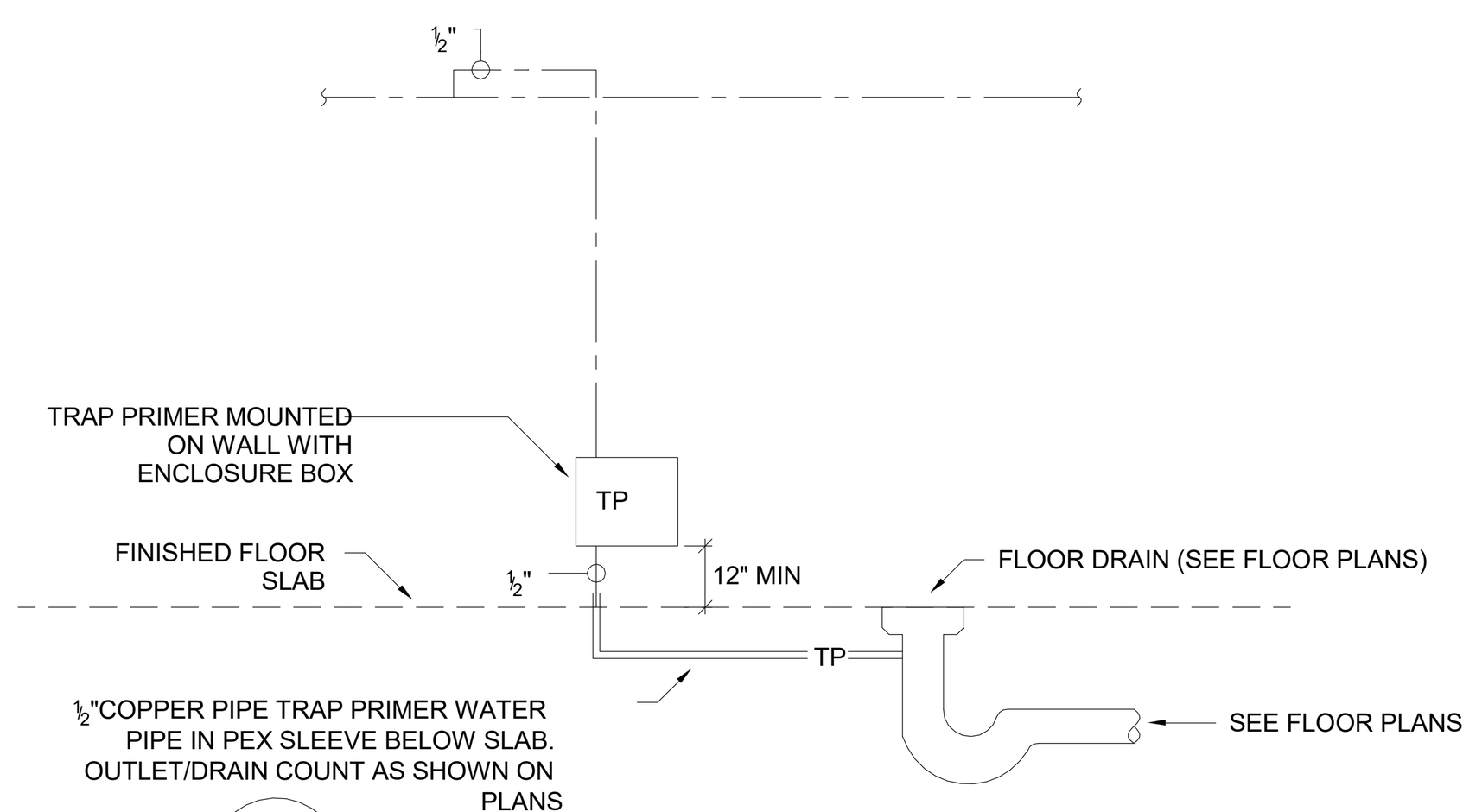

3 TRAP PRIMER & CONNECTION DETAIL
NOT TO SCALE

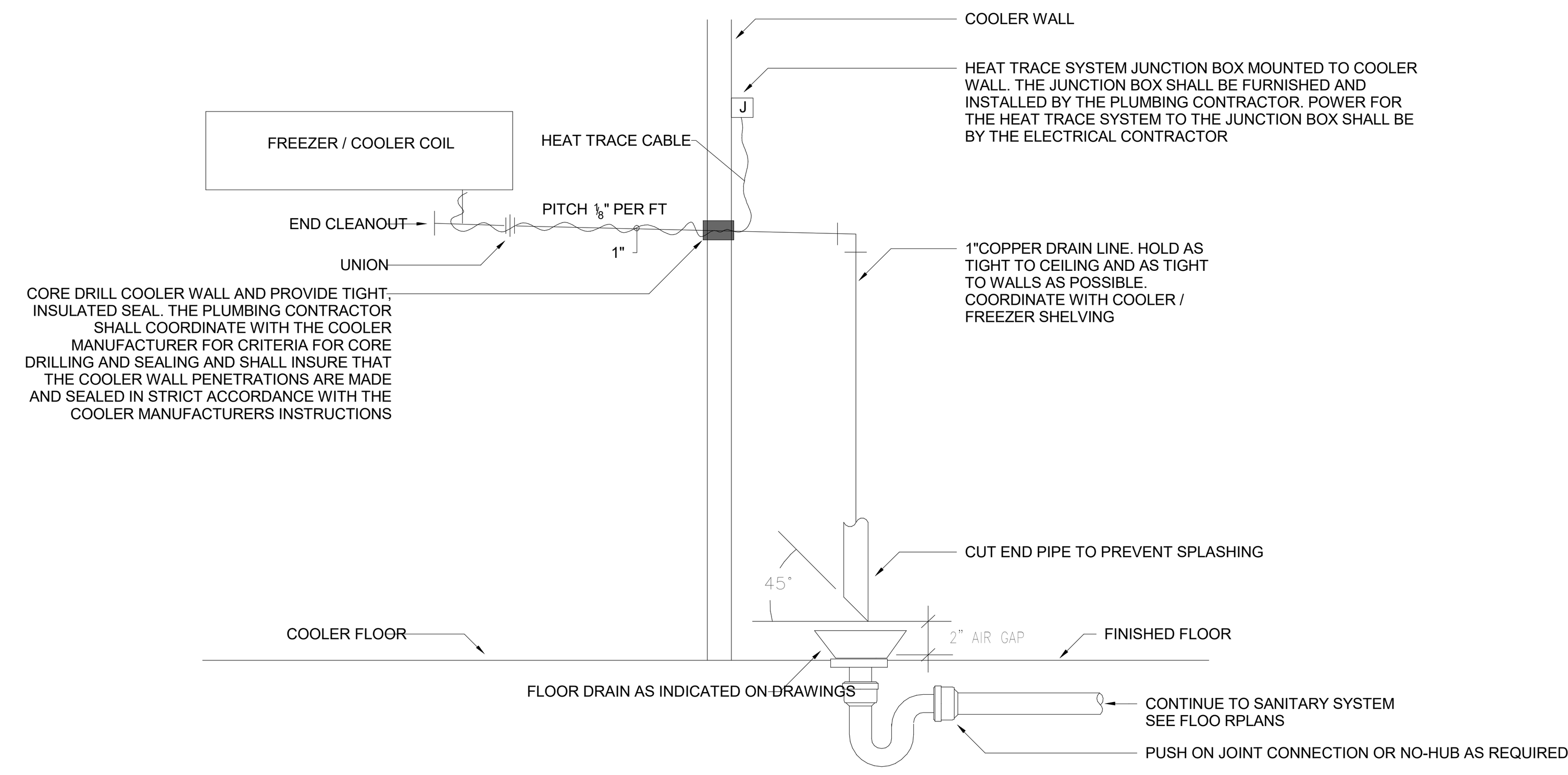

9 FREEZER / COOLER CONDENSATE DRAIN DETAIL
NOT TO SCALE

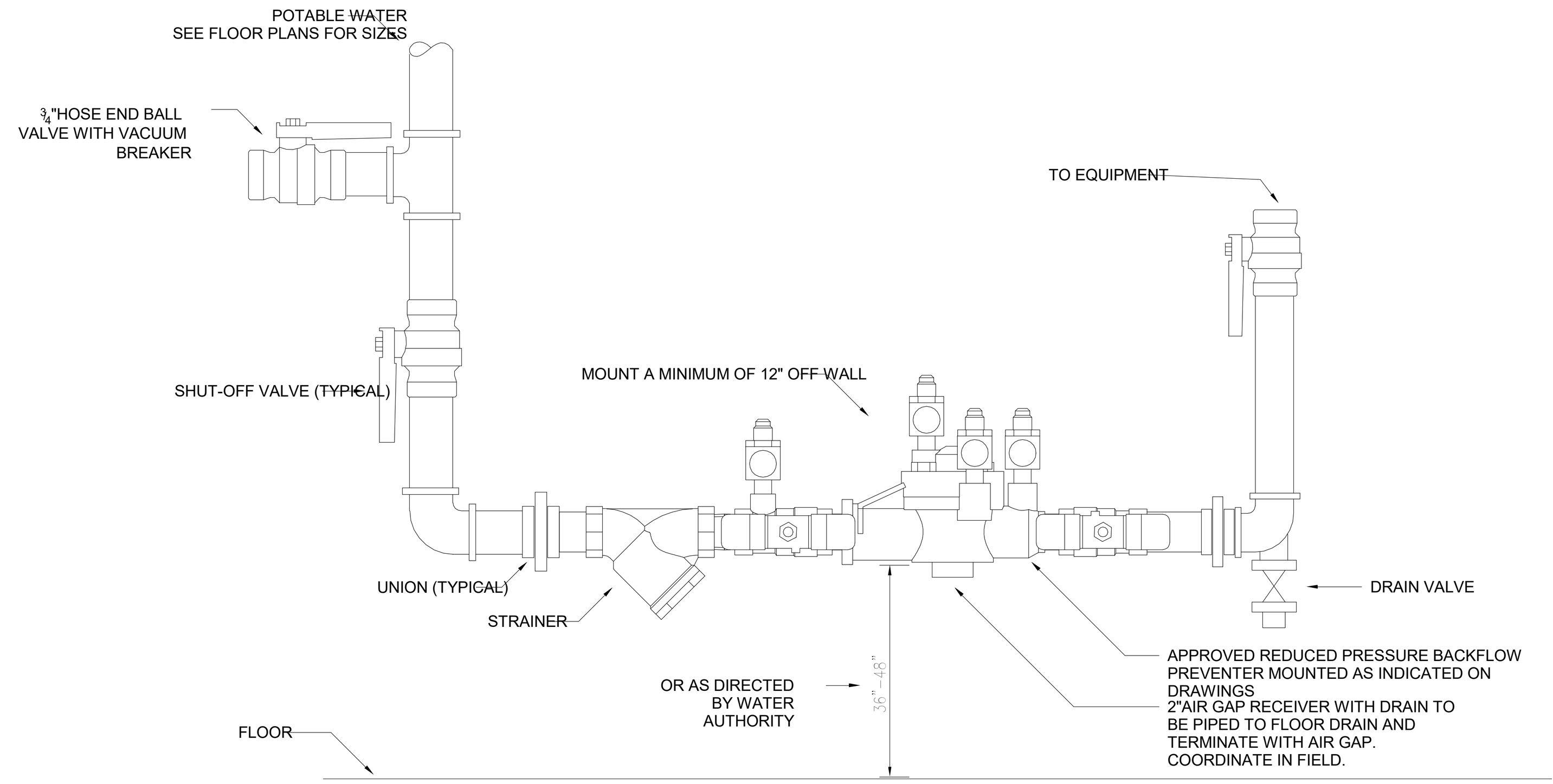

NOTES:
1. AIR GAP AS NECESSARY FOR BACKFLOW PREVENTER TYPE.

2. IF EQUIPMENT IS SUPPLIED/PROVIDED WITH INTEGRAL BACKFLOW PREVENTION FROM THE MANUFACTURER, THE INSTALLATION REQUIREMENT OF AN EXTERNAL BACKFLOW DEVICE MUST BE REVIEWED WITH THE WATER AUTHORITY.

5 BACKFLOW PREVENTION DEVICE INSTALLATION
NOT TO SCALE

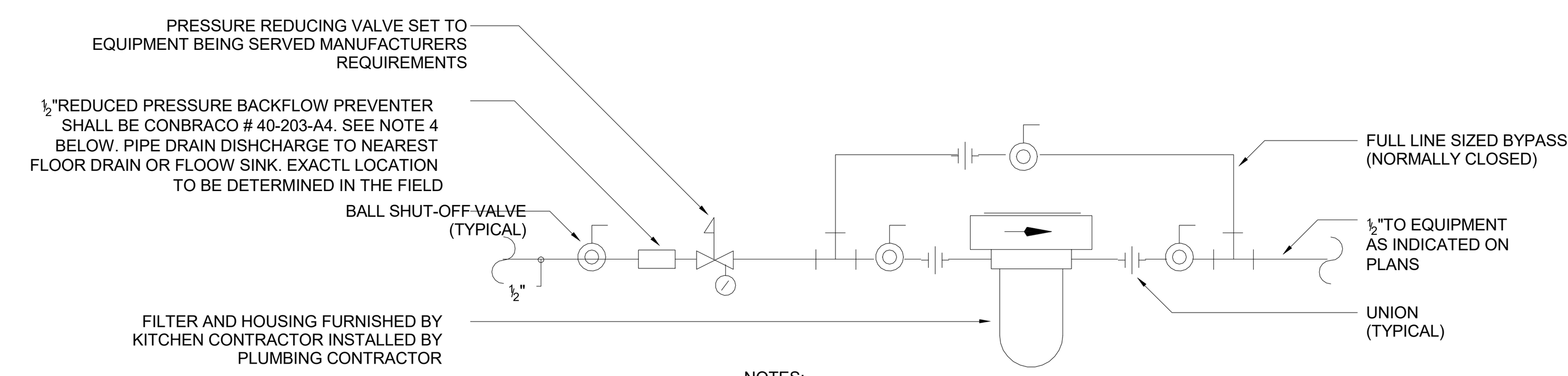

NOTES:
1. PRESSURE REDUCING VALVE SHALL BE CONBRACO # ½" 36C-U2S-LP-GC.

2. ENTIRE INSTALLATION SHOWN SHALL BE MOUNTED EXPOSED ON WALL AND READILY ACCESSIBLE.

3. THE PLUMBING CONTRACTOR SHALL COORDINATE WITH THE EQUIPMENT MANUFACTURER THAT FILTER IS SERVING TO ENSURE THAT THERE WILL BE SUFFICIENT FLOW AND PRESSURE

4. THE BACKFLOW PREVENTER AT THE SODA DISPENSER SHALL BE CONBRACO SERIES 4C-100 CARBONATED BEVERAGE BACKFLOW PREVENTER

3 TYPICAL WATER FILTER DETAIL
NOT TO SCALE

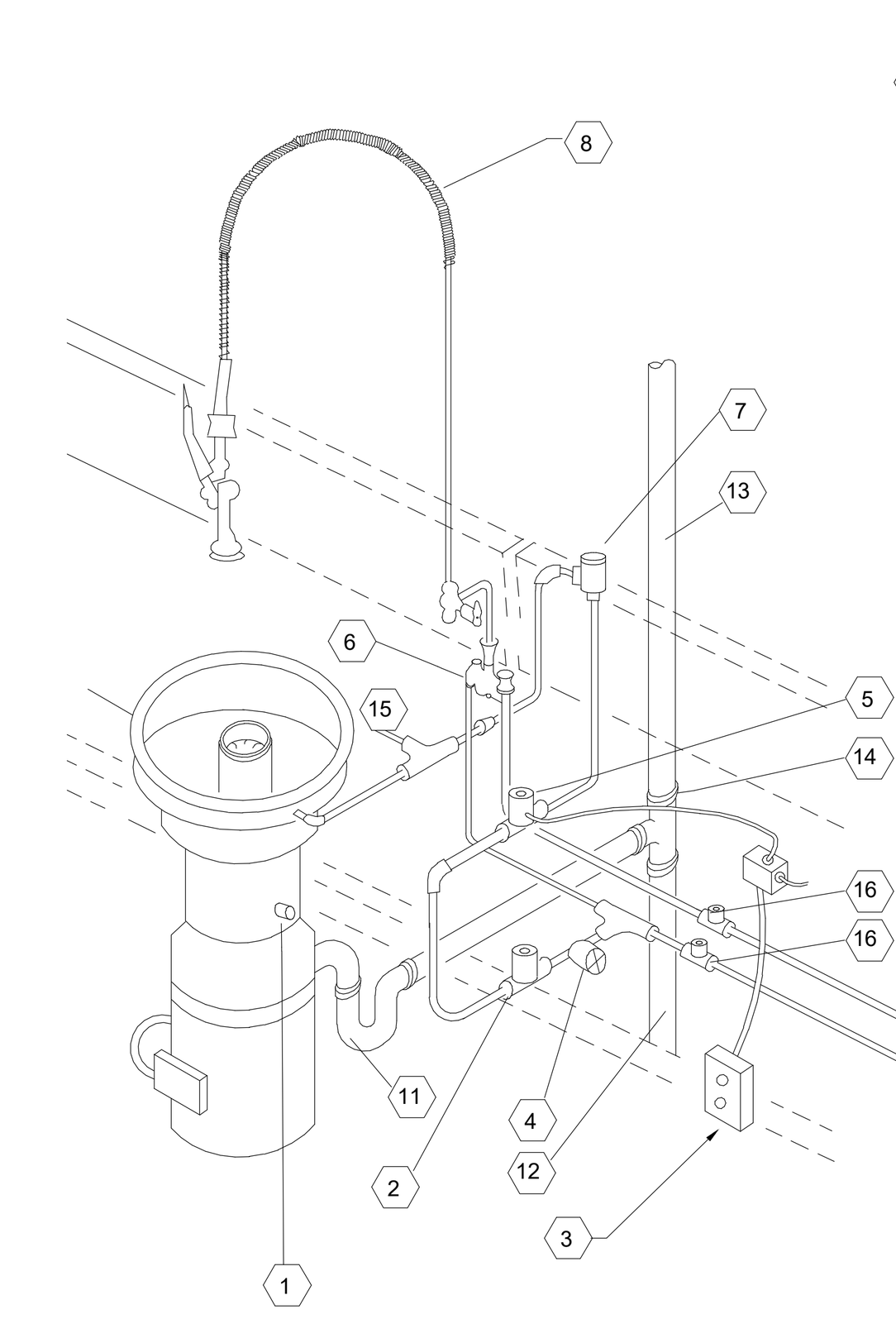

KEYED NOTES:

1. BODY WATER INLET TO BE CAPPED

2. PRESSURE REDUCING VALVE SET TO DISPOSAL MANUFACTURERS RECOMMENDATION

3. START-STOP SWITCH FURNISHED WITH UNIT

4. BALL VALVE

5. SOLENOID VALVE FURNISHED WITH UNIT

6. MIXING TEE

7. VACUUM BREAKER - CONBRACO # 38-103

8. PRE-RINSE FAUCET FURNISHED & INSTALLED BY KITCHEN CONTRACTOR

9. ¾"COLD WATER SUPPLY

10. ¾"HOT WATER SUPPLY

11. 2" 'P' TRAP

12. 2" WASTE DOWN. SEE PLANS FOR CONTINUATION

13. 2"VENT TO ABOVE CEILING. SEE FLOOR PLANS FOR CONTINUATION

14. 2"x2"x2" TEE-WYE

15. COLD WATER UNDER COUNTER TO TROUGH RINSING CONNECTION IF REQUIRED

16. CHECK VALVE

GENERAL NOTES:

1. ALL SUPPLY PIPE TO ½" MINIMUM UNLESS OTHERWISE NOTED

2. PRESSURE REDUCING VALVE SHALL BE CONBRACO # ½" 36C-U2S-LP-GG

3. BALL VALVE, PRV, SOLENOID VALVE SHALL BE EXPOSED ON WALL BELOW COUNTER

4. GARBAGE DISPOSAL SHALL BE FURNISHED AND INSTALLED BY KITCHEN CONTRACTOR

5. VACUUM BREAKER (ITEM 7) SHALL BE INSTALLED 6" ABOVE FLOOD LEVEL RIM OF GARBAGE DISPOSER SINK AND SHALL BE PROVIDED WITH ACCESS PANEL.

4 GARBAGE DISPOSAL & PRE-RINSE FAUCET INSTALLATION
NOT TO SCALE

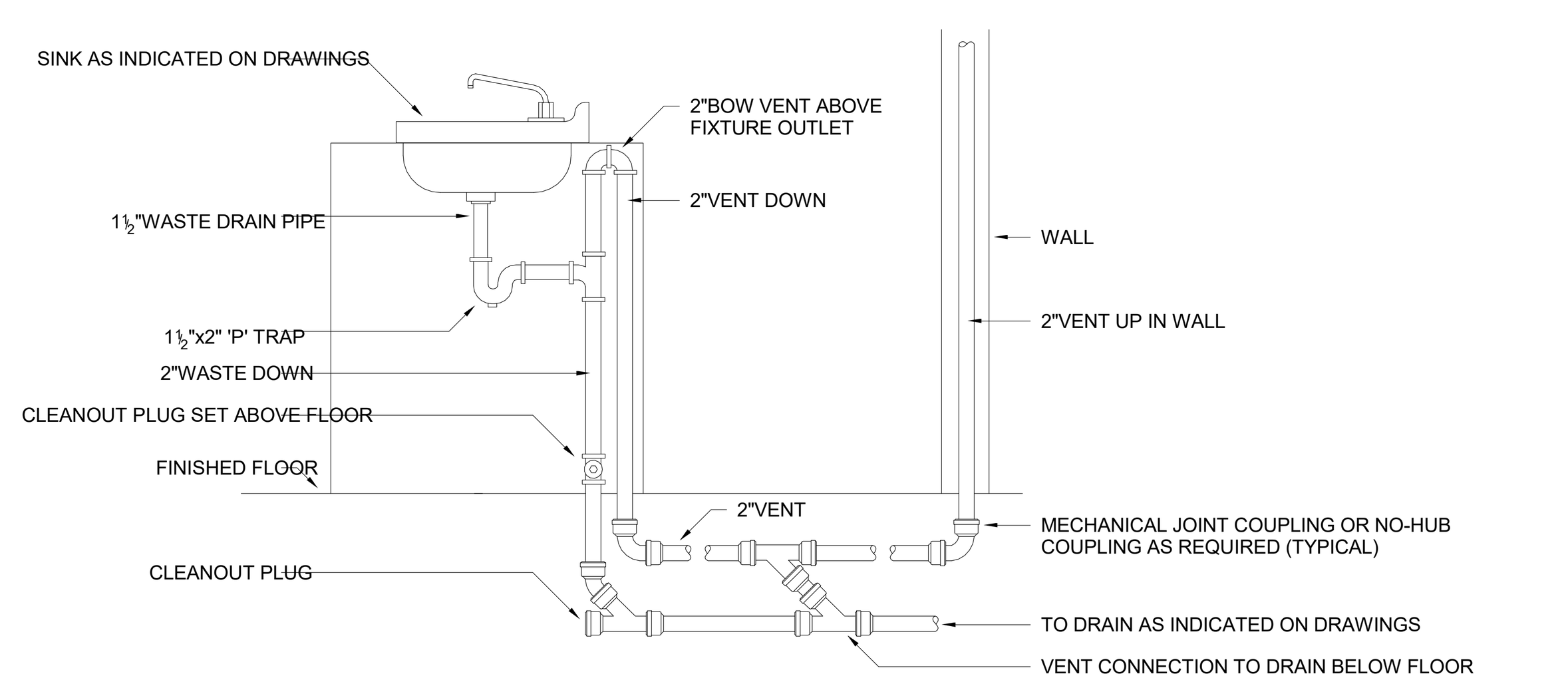

4 ISLAND SINK VENT (BOW VENT) DETAIL
NOT TO SCALE

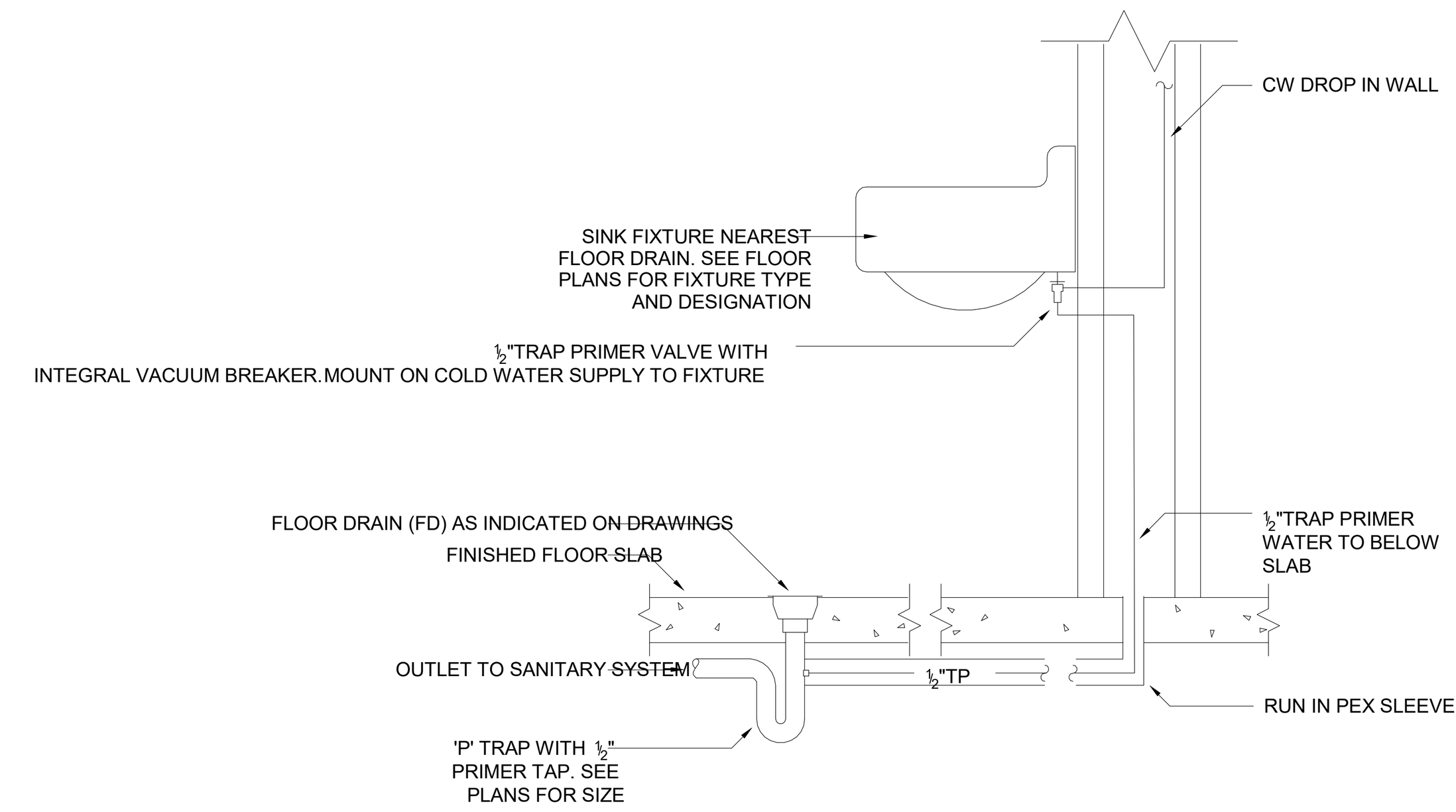

2 TRAP PRIMER AT FLOOR DRAIN
NOT TO SCALE

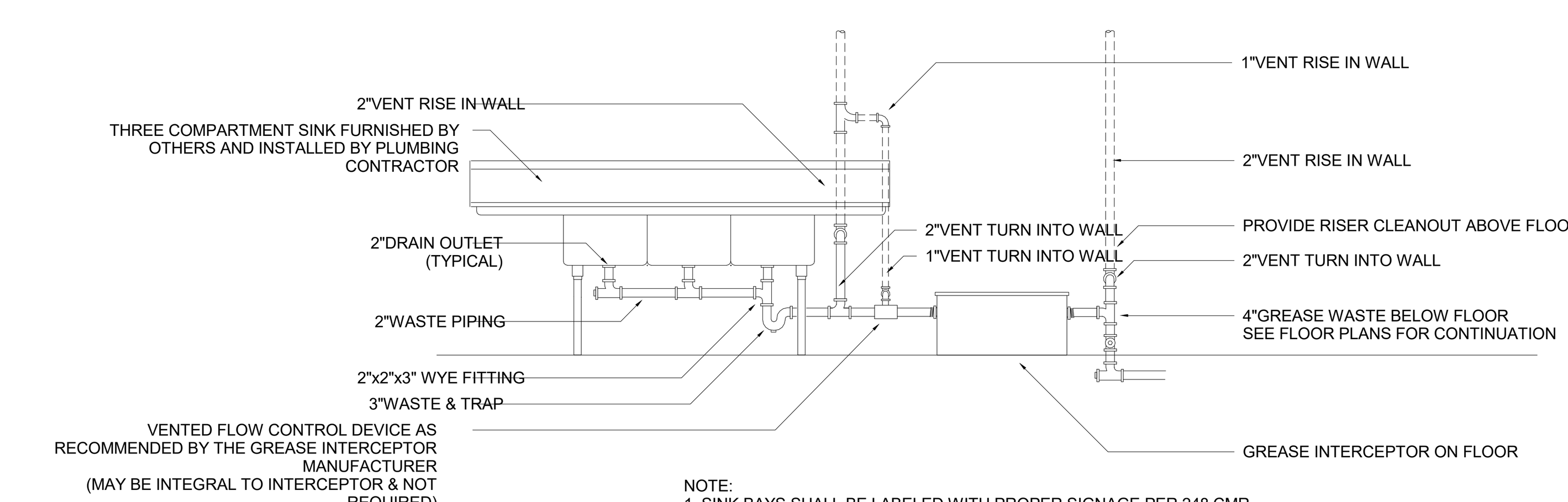

NOTE:
1. SINK BAYS SHALL BE LABELED WITH PROPER SIGNAGE PER 248 CMR
2. INSTALLATION SHOWN ABOVE IS GENERAL. INSTALL GREASE INTERCEPTOR BENEATH SINK. COORDINATE LAYOUT IN FIELD TO FIT.
3. PROVIDE SIGNAGE FOR INTERCEPTOR MAINTENANCE PER 248 CMR.

5 TRIPLE COMPARTMENT SINK - DRAINAGE
NOT TO SCALE

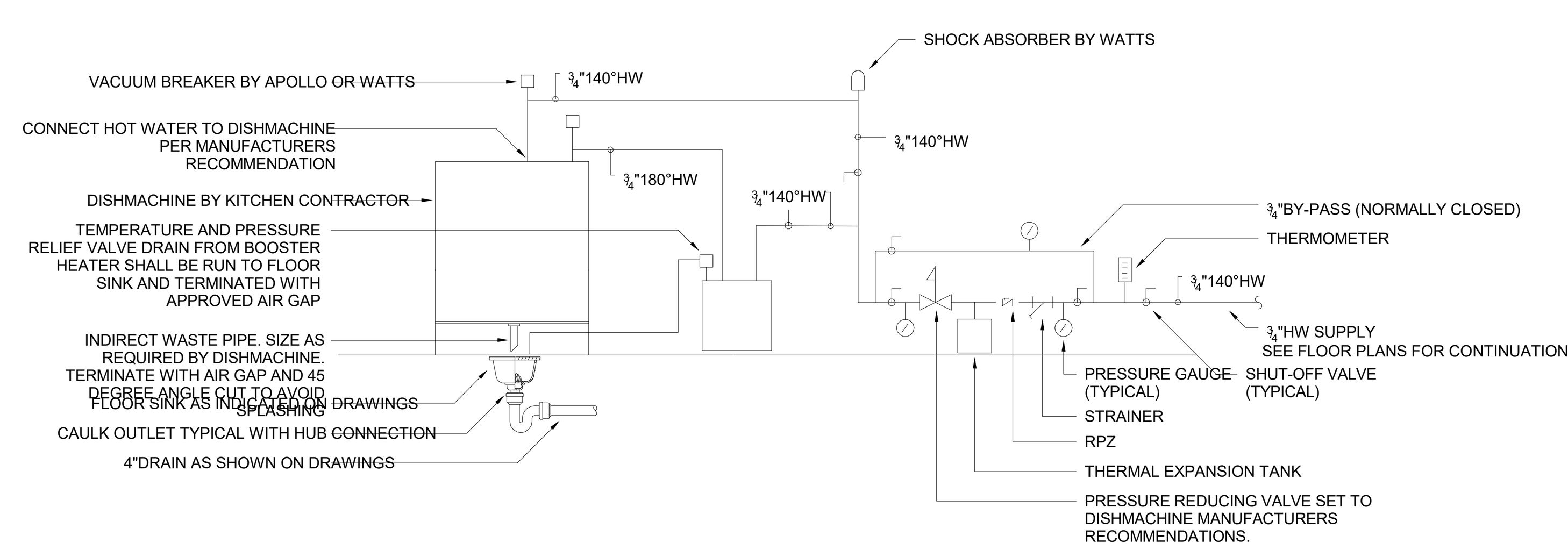

NOTES:
1. CONTRACTOR SHALL COORDINATE WITH DISHMACHINE MANUFACTURERS RECOMMENDATIONS FOR ALL PIPING AND VALVE INSTALLATION REQUIREMENTS.

2. PRESSURE REDUCING VALVE SHALL BE 1" WILKINS 500YSBR

3. PIPING AND VALVES ASSOCIATED WITH THE HOT WATER BOOSTER MAY BE OMITTED IF A HOT WATER BOOSTER IS NOT USED. PLUMBING CONTRACTOR SHALL COORDINATE WITH THE KITCHEN CONTRACTOR FOR THE REQUIREMENT OF THE HOT WATER BOOSTER

1 DISHMACHINE PIPING SCHEMATIC
NOT TO SCALE

1. ELEVATOR SUMP PUMP
2. BLEED HOLE, 3/16"□
3. CHECK VALVE
4. OIL MINDER CONTROL SYSTEM WITH ALARMS, LIGHTS & REMOTE MONITORING CIRCUIT, 115V, 1□. SEE DRAWINGS FOR PANEL LOCATION.
5. WATER TIGHT SLEEVE
6. ALL BURIED PUMP PRESSURE DISCHARGE PIPING SHALL BE PROTECTED WITH TAPECOAT CT CORROSION PROTECTION TAPE.
7. OIL MINDER POWER CORD (6 FT). PROVIDE GROUNDED OUTLET.
8. HIGH LIQUID ALARM FLOAT WITH CLAMP DEVICE TO MOUNT TO PUMP DISCHARGE PIPING.
9. PROVIDE CABLE LENGTHS AS REQUIRED FOR EACH INSTALLATION. PROVIDE SLACK ROLLED AND CLAMPED TO THE DISCHARGE PIPE TO ALLOW FOR THE REMOVAL OF THE PUMP FROM THE PIT.
10. OIL MINDER CONNECTOR & CORD IN CONDUIT. PROVIDE 200 FT OF WIRING.
11. JUNCTION BOX WITH DISCONNECT AND CONNECTIONS FOR OIL MINDER WIRING.
12. PUMP CABLE, PROBE CABLE, HIGH WATER ALARM CABLE, AND PUMP 'ON' CABLE (16 FT).
13. PUMP ON-OFF FLOAT
14. OPEN GRATING WITH ANGLE SUPPORTS BY CONTRACTOR. PROVIDE CUT-OUTS IN GRATING FOR PIPE AND CONDUIT ROUTING.

ELEVATOR PUMP & PIT SCHEDULE*

NO. OF ELEVATORS	MIN. FLOW (GPM)	DISCHARGE PIPE DIA.	HP** (ESTIMATED)	SUMP PIT SIZE (LxWxDEPTH)
1	50	2 1/2"	1	24"x24"x24"D
2	100	3"	2	24"x24"x36"D
3	150	4"	3	24"x24"x36"D
4	200	4"	5	24"x24"x36"D
5	250	6"	7.5	24"x24"x36"D
6	300	6"	7.5	24"x24"x36"D

*ASSUMES COMBINED HOISTWAY
**ESTIMATED HP, REFER TO SPECIFICATION

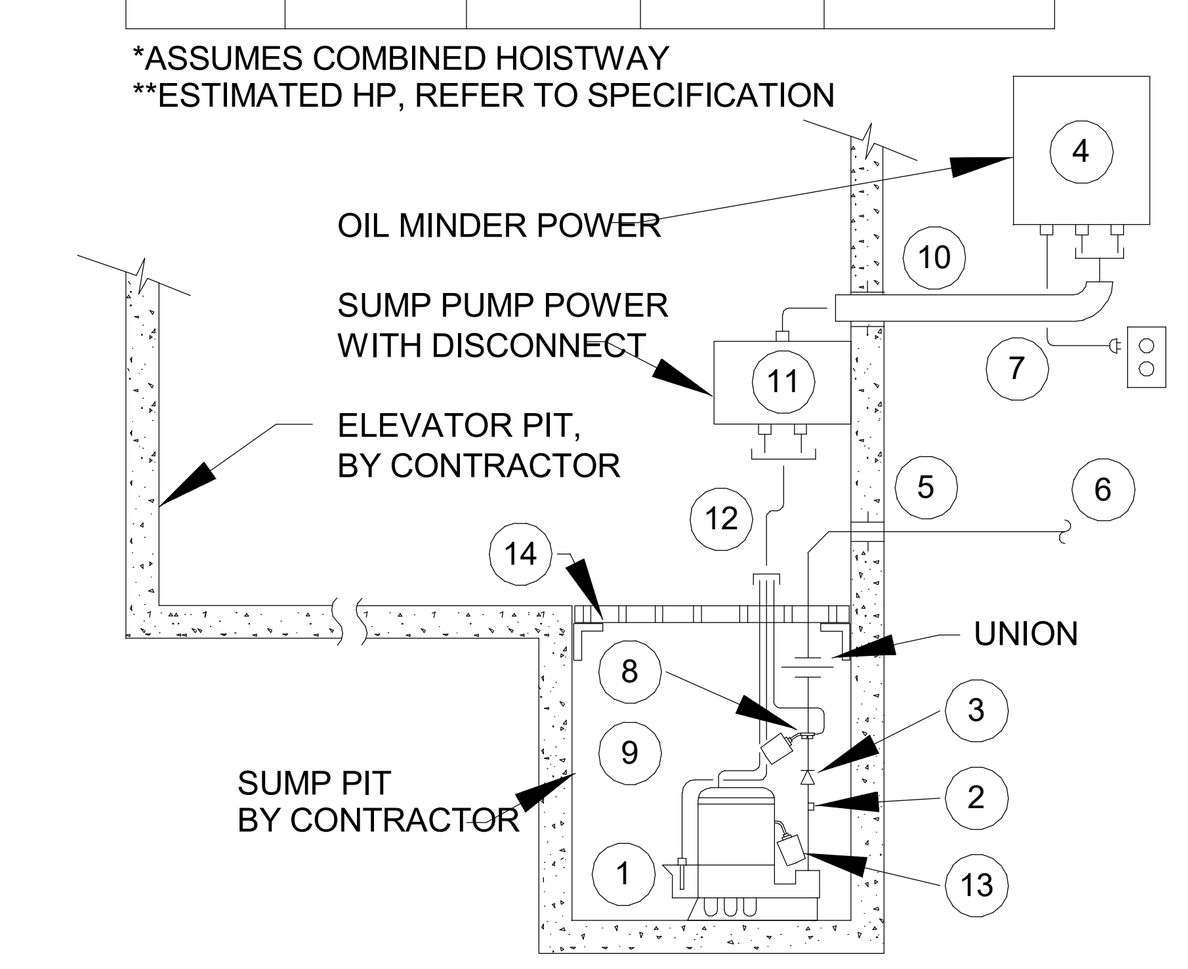

5 ELEVATOR SUMP PUMP DETAIL
NOT TO SCALE

C:\Users\nkim\Documents\18400 MEP_nkim.rvt
1/24/2020 11:05:53 AM

Finegold Alexander Architects

PROJECT TEAM:

OWNER:
Leicester Public School
3 Washburn Sq. 3rd Floor
Leicester, MA 01524

Structural Engineer
RSE Associates, Inc.
63 Pleasant St. Ste. 200
Watertown, MA 02472
T: 617.926.9300

MPFP Engineer
BLW Engineers, Inc.
311 Great Road, Post Office Box 1551
Littleton, MA 01460
T: 978.486.4301

Landscape Architect
Warner Larson Landscape Architects
130 West Broadway
Boston, MA 02127
T: 617.464.1440

Electrical Engineer
ART Engineering
38 Front St. Flr 3
Worcester, MA 01608
T: 508.797.7071

Civil Engineer
Nitsch Engineering
2 Center Plaza, Suite 430
Boston, MA 02108
T: 617.338.0063

Geotechnical Engineer
McPhail Associates, LLC
2269 Massachusetts Ave.
Cambridge, MA 02140
T: 617.868.1420

Code Consultant
Jensen Hughes
1 Lincoln St.
Boston, MA 02111
T: 508.538.9409

Kitchen Consultant
Crabtree McGrath Associates, Inc.
161 West Main Street
Georgetown, MA 01833
T: 978.352.8500

Owners Project Manager
NV5
70 Fargo Street, Suite 800
Boston, MA 02210

KEY PLAN:

NORTH

SEAL:

Preliminary
Not For
Construction

PROJECT INFORMATION:
Leicester Middle School

70 Winslow Ave.
Leicester, MA 01524

PROJECT #: 201601510015
PROJECT ISSUE DATE: 02/13/2020
PROJECT STATUS: Schematic Design

SHEET NAME:
PLUMBING DETAILS

DRAWING HISTORY:

NO.	DATE	DESCRIPTION

SHEET #:
P003

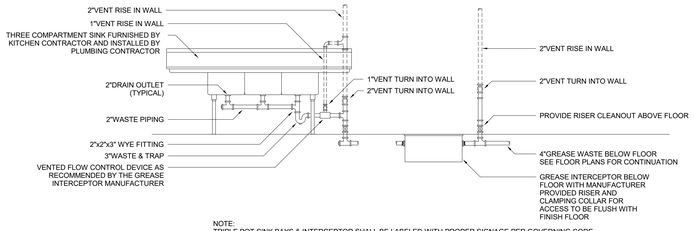

NOTE:
TRIPLE POT SINK BAYS & INTERCEPTOR SHALL BE LABELED WITH PROPER SIGNAGE PER GOVERNING CODE

7 TRIPLE COMPARTMENT POT SINK
NOT TO SCALE

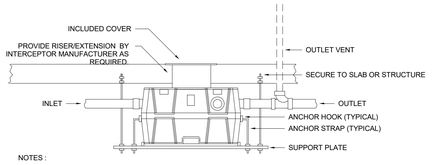

NOTES :

1. PROVIDE SIGNAGE NEAR GREASE INTERCEPTORS AS REQUIRED PER MASSACHUSETTS STATE PLUMBING 248CMR 10.09 (2)(m)3.

2. GREASE INTERCEPTOR SHALL BE SUPPORTED FROM EXISTING STRUCTURE. FINAL LOCATION SHALL BE DETERMINED IN THE FIELD. COORDINATE SUPPORT WITH GENERAL CONTRACTOR

6 CENTRAL GREASE INTERCEPTOR DIAGRAM
NOT TO SCALE

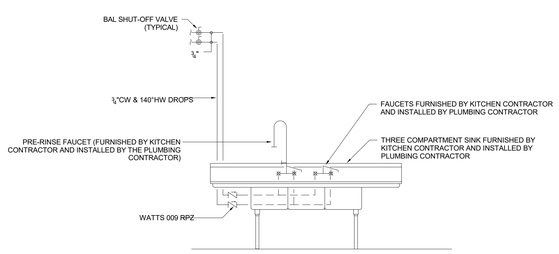

5 TRIPLE COMPARTMENT SINK - WATER
NOT TO SCALE

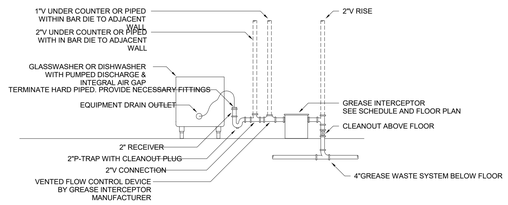

4 DISH/GLASS WASHER DETAIL
NOT TO SCALE

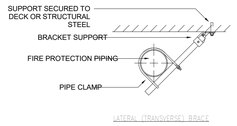

LATERAL (TRANSVERSE) BRACE

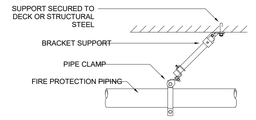

LONGITUDINAL BRACE

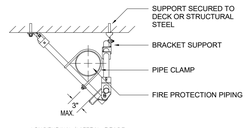

LONGITUDINAL/LATERAL BRACE

NOTES:
1. ALL APPLICABLE PIPING SYSTEMS SHALL BE SEISMICALLY BRACED AND INSTALLED PER APPLICABLE SECTIONS OF THE STATE BUILDING CODE, LATEST ACCEPTED EDITION

2. SEISMIC BRACING SHALL BE BY TOLCO

3 SEISMIC BRACING DETAILS
NOT TO SCALE

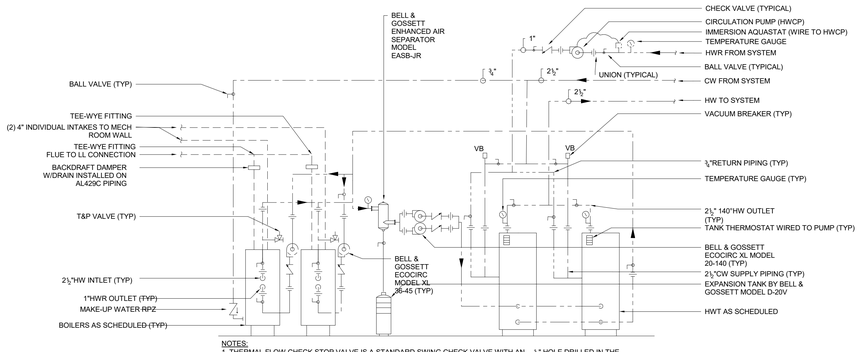

NOTES:
1. THERMAL FLOW CHECK STOP VALVE IS A STANDARD SWING CHECK VALVE WITH AN ⅛" HOLE DRILLED IN THE FLAPPER

2. INSTALLATION OF VALVES, PIPING, PUMPS, ETC. SHALL BE IN STRICT ACCORDANCE WITH THE MANUFACTURERS INSTRUCTIONS AND MAY VARY FROM THE DETAIL ABOVE. THE PLUMBING CONTRACTOR SHALL COORDINATE WITH THE WATER HEATER MANUFACTURER FOR ALL INSTALLATION REQUIREMENTS.

3. BOILERS & HOT WATER HEATERS TO BE FURNISHED AND INSTALLED BY PLUMBING CONTRACTOR.

4. THE DETAIL IS INTENDED TO SHOW A TYPICAL DESIGN INTENT FOR A HOT WATER HEATING SYSTEM USING MULTIPLE STORAGE TANKS AND BOILERS. ACTUAL INSTALLATION MAY VARY FROM ABOVE WHEN INSTALLED PER MANUFACTURERS INSTRUCTION. CONTRACTOR TO MAKE NECESSARY ALTERATIONS IN FIELD AND ADJUST PIPING CONFIGURATION AS NEED WITH EACH INSTALLATION.

5. ALL PIPES FITTINGS, VALVES ETC BETWEEN THE WATER HEATERS MUST BE EXACT EQUAL DISTANCES WITH EQUAL LENGTH AND QUANTITIES OF PIPE, EQUAL FITTINGS AND LOCATIONS AND IDENTICAL INSTALLATION AT EACH WATER TANK.

1 DOMESTIC HOT WATER SYSTEM DETAIL
NOT TO SCALE

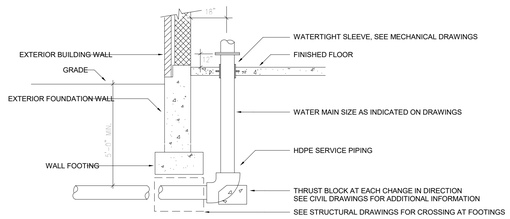

2 WATER SERVICE ENTRANCE
NOT TO SCALE

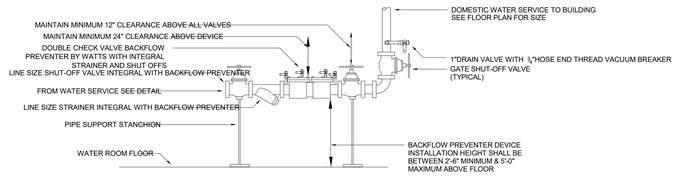

NOTES:
1. THE BACKFLOW PREVENTER SHALL BE FURNISHED AND INSTALLED BY THE PLUMBING CONTRACTOR AND SHALL BE APPROVED BY THE WATER DEPARTMENT PRIOR TO PURCHASE AND INSTALLATION. THE PLUMBING CONTRACTOR SHALL SUBMIT BACKFLOW PREVENTER WITH VALVE AND STRAINER MANUFACTURER CUT SHEETS TO THE WATER DEPARTMENT FOR APPROVAL PRIOR TO PURCHASE.

2. THE PLUMBING CONTRACTOR SHALL PROVIDE PRESSURE REDUCING VALVE TO LIMIT INCOMING WATER PRESSURE TO DESIRED PRESSURE AS RECOMMENDED BY EQUIPMENT MANUFACTURERS FOR PROPER OPERATION AND FUNCTION. INCOMING SITE PRESSURE IS ±130 PSI

4 DOMESTIC WATER METER ASSEMBLY DETAIL
NOT TO SCALE

Finegold Alexander Architects

PROJECT TEAM:

OWNER:
Leicester Public School
3 Washburn Sq. 3rd Floor
Leicester, MA 01524

Structural Engineer
RSE Associates, Inc.
63 Pleasant St. Ste. 200
Watertown, MA 02472
T: 617.926.9300

MPFP Engineer
BLW Engineers, Inc.
311 Great Road, Post Office Box 1551
Littleton, MA 01460
T: 978.486.4301

Landscape Architect
Warner Larson Landscape Architects
130 West Broadway
Boston, MA 02127
T: 617.464.1440

Electrical Engineer
ART Engineering
38 Front St. Flr 3
Worcester, MA 01608
T: 508.797.7071

Civil Engineer
Nitsch Engineering
2 Center Plaza, Suite 430
Boston, MA 02108
T: 617.338.0063

Geotechnical Engineer
McPhail Associates, LLC
2269 Massachusetts Ave.
Cambridge, MA 02140
T: 617.868.1420

Code Consultant
Jensen Hughes
1 Lincoln St.
Boston, MA 02111
T: 508.538.9409

Kitchen Consultant
Crabtree McGrath Associates, Inc.
161 West Main Street
Georgetown, MA 01833
T: 978.352.8500

Owners Project Manager
NV5
70 Fargo Street, Suite 800
Boston, MA 02210

KEY PLAN:

NORTH

SEAL:

Preliminary Not For Construction

PROJECT INFORMATION:

Leicester Middle School

70 Winslow Ave.
Leicester, MA 01524

PROJECT #: 201601510015
PROJECT ISSUE DATE: 02/13/2020
PROJECT STATUS: Schematic Design

SHEET NAME:
PLUMBING DETAILS

DRAWING HISTORY:

NO.	DATE	DESCRIPTION

SHEET #:
P004

C:\Users\rkim\Documents\18400 MEP_rkim.rvt
1/24/2020 11:05:53 AM

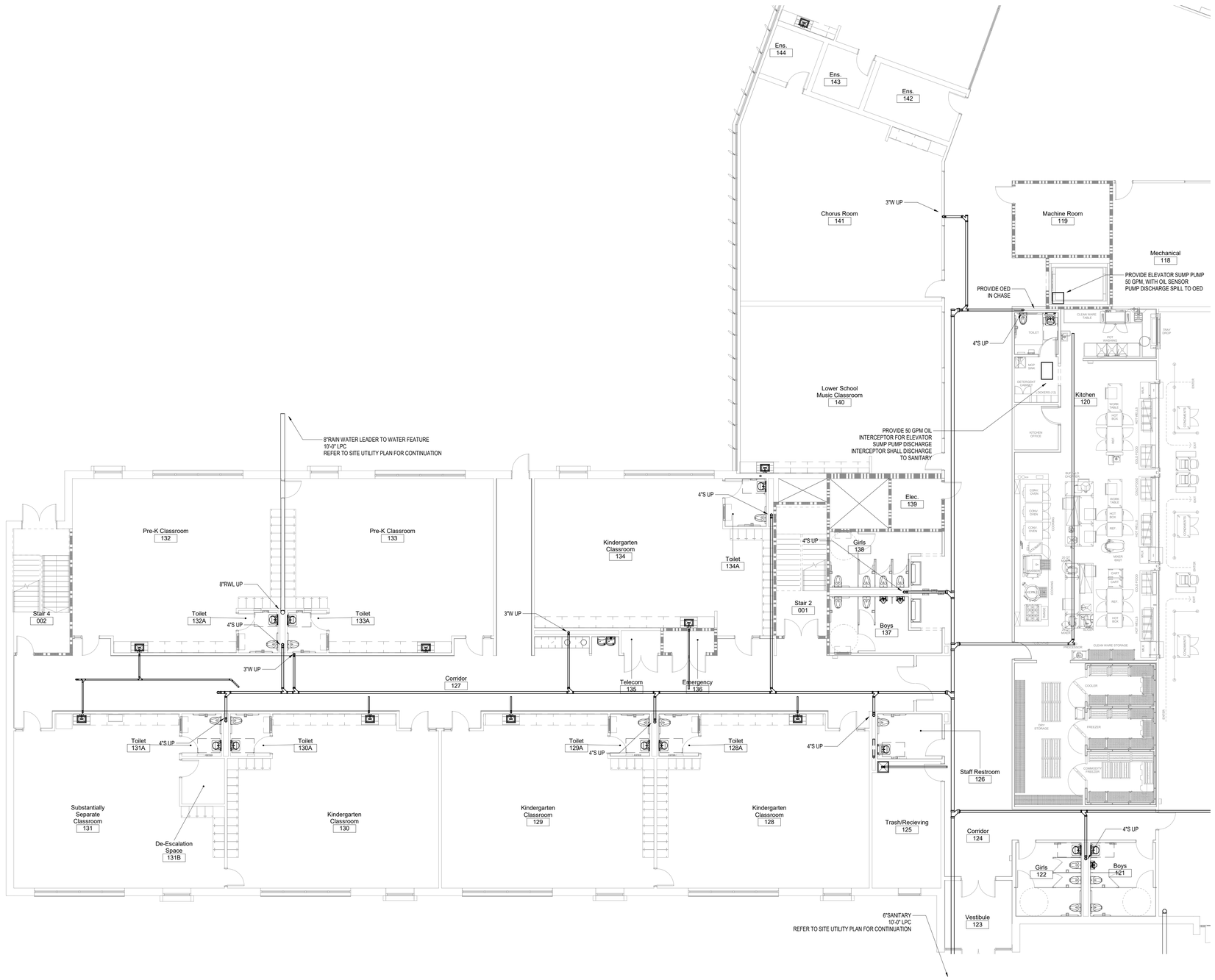

C:\Users\nkim\Documents\18400 MEP_nkim.rvt
1/24/2020 11:06:03 AM

Finegold Alexander Architects

PROJECT TEAM:

OWNER:
Leicester Public School
3 Washburn Sq. 3rd Floor
Leicester, MA 01524

Structural Engineer
RSE Associates, Inc.
63 Pleasant St. Ste. 200
Watertown, MA 02472
T: 617.926.9300

MPFP Engineer
BLW Engineers, Inc.
311 Great Road, Post Office Box 1551
Littleton, MA 01460
T: 978.486.4301

Landscape Architect
Warner Larson Landscape Architects
130 West Broadway
Boston, MA 02127
T: 617.464.1440

Electrical Engineer
ART Engineering
38 Front St. Flr 3
Worcester, MA 01608
T: 508.797.7071

Civil Engineer
Nitsch Engineering
2 Center Plaza, Suite 430
Boston, MA 02108
T: 617.338.0063

Geotechnical Engineer
McPhail Associates, LLC
2269 Massachusetts Ave.
Cambridge, MA 02140
T: 617.868.1420

Code Consultant
Jensen Hughes
1 Lincoln St.
Boston, MA 02111
T: 508.538.9409

Kitchen Consultant
Crabtree McGrath Associates, Inc.
161 West Main Street
Georgetown, MA 01833
T: 978.352.8500

Owners Project Manager
NV5
70 Fargo Street, Suite 800
Boston, MA 02210

KEY PLAN:

NORTH

SEAL:

Preliminary
Not For
Construction

PROJECT INFORMATION:

Leicester Middle School

70 Winslow Ave.
Leicester, MA 01524

PROJECT #: 201601510015
PROJECT ISSUE DATE: 02/13/2020
PROJECT STATUS: Schematic Design

SHEET NAME:

PLUMBING
UNDERSLAB PARTIAL PLAN - PART A

DRAWING HISTORY:

NO.	DATE	DESCRIPTION

SHEET #

P111U

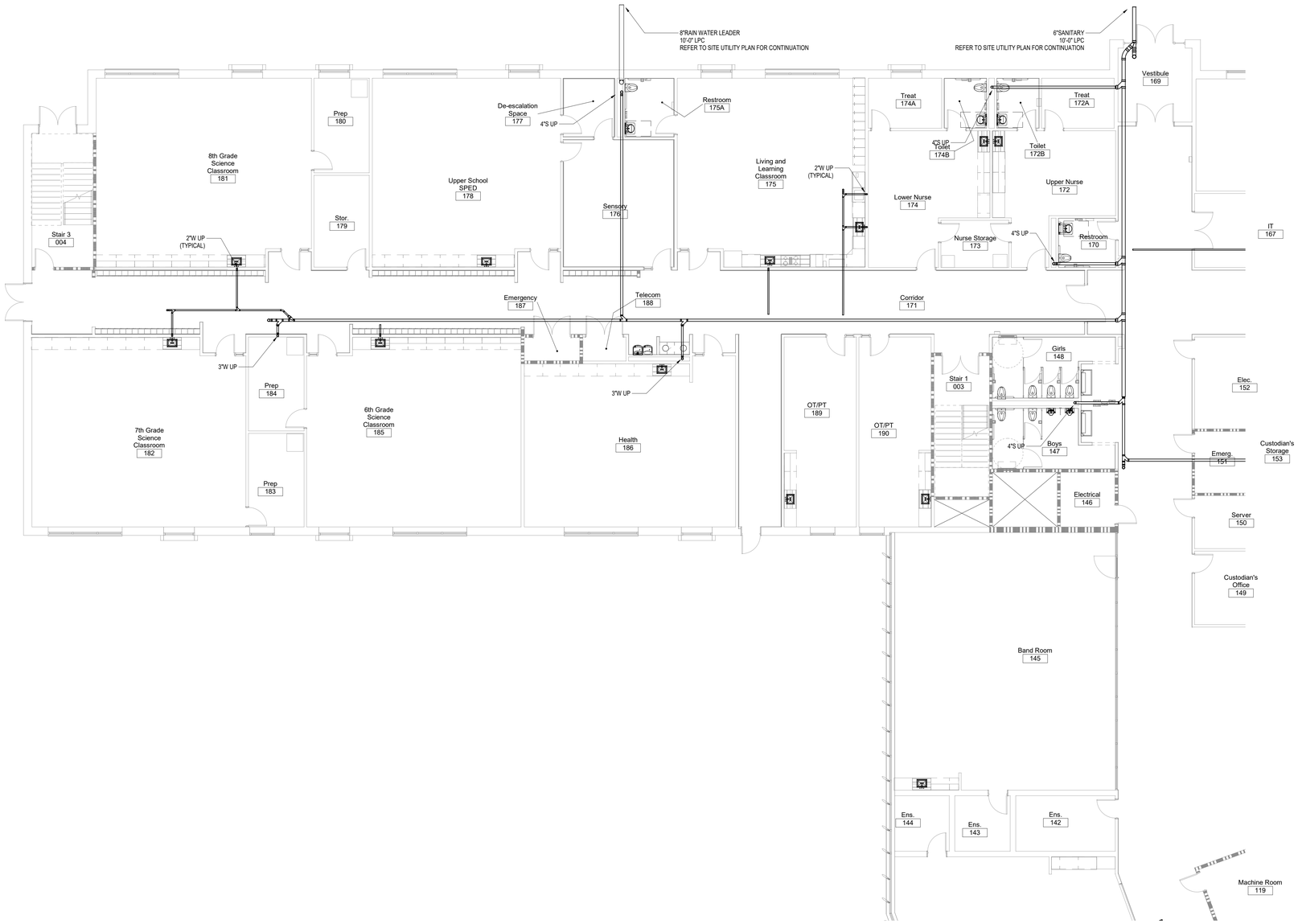

C:\Users\nkim\Documents\18400 MEP_nkim.rvt
1/24/2020 11:06:10 AM

Finegold Alexander Architects

PROJECT TEAM:

OWNER:
Leicester Public School
3 Washburn Sq. 3rd Floor
Leicester, MA 01524

Structural Engineer
RSE Associates, Inc.
63 Pleasant St. Ste. 200
Watertown, MA 02472
T: 617.926.9300

MPFP Engineer
BLW Engineers, Inc.
311 Great Road, Post Office Box 1551
Littleton, MA 01460
T: 978.486.4301

Landscape Architect
Warner Larson Landscape Architects
130 West Broadway
Boston, MA 02127
T: 617.464.1440

Electrical Engineer
ART Engineering
38 Front St. Flr 3
Worcester, MA 01608
T: 508.797.7071

Civil Engineer
Nitsch Engineering
2 Center Plaza, Suite 430
Boston, MA 02108
T: 617.338.0063

Geotechnical Engineer
McPhail Associates, LLC
2269 Massachusetts Ave.
Cambridge, MA 02140
T: 617.868.1420

Code Consultant
Jensen Hughes
1 Lincoln St.
Boston, MA 02111
T: 508.538.9409

Kitchen Consultant
Crabtree McGrath Associates, Inc.
161 West Main Street
Georgetown, MA 01833
T: 978.352.8500

Owners Project Manager
NV5
70 Fargo Street, Suite 800
Boston, MA 02210

KEY PLAN:

NORTH

SEAL:

Preliminary
Not For
Construction

PROJECT INFORMATION:

Leicester Middle School

70 Winslow Ave.
Leicester, MA 01524

PROJECT #: 201601510015
PROJECT ISSUE DATE: 02/13/2020
PROJECT STATUS: Schematic Design

SHEET NAME:

PLUMBING
UNDERSLAB PARTIAL PLAN - PART B

DRAWING HISTORY:

NO.	DATE	DESCRIPTION

SHEET #:

P112U

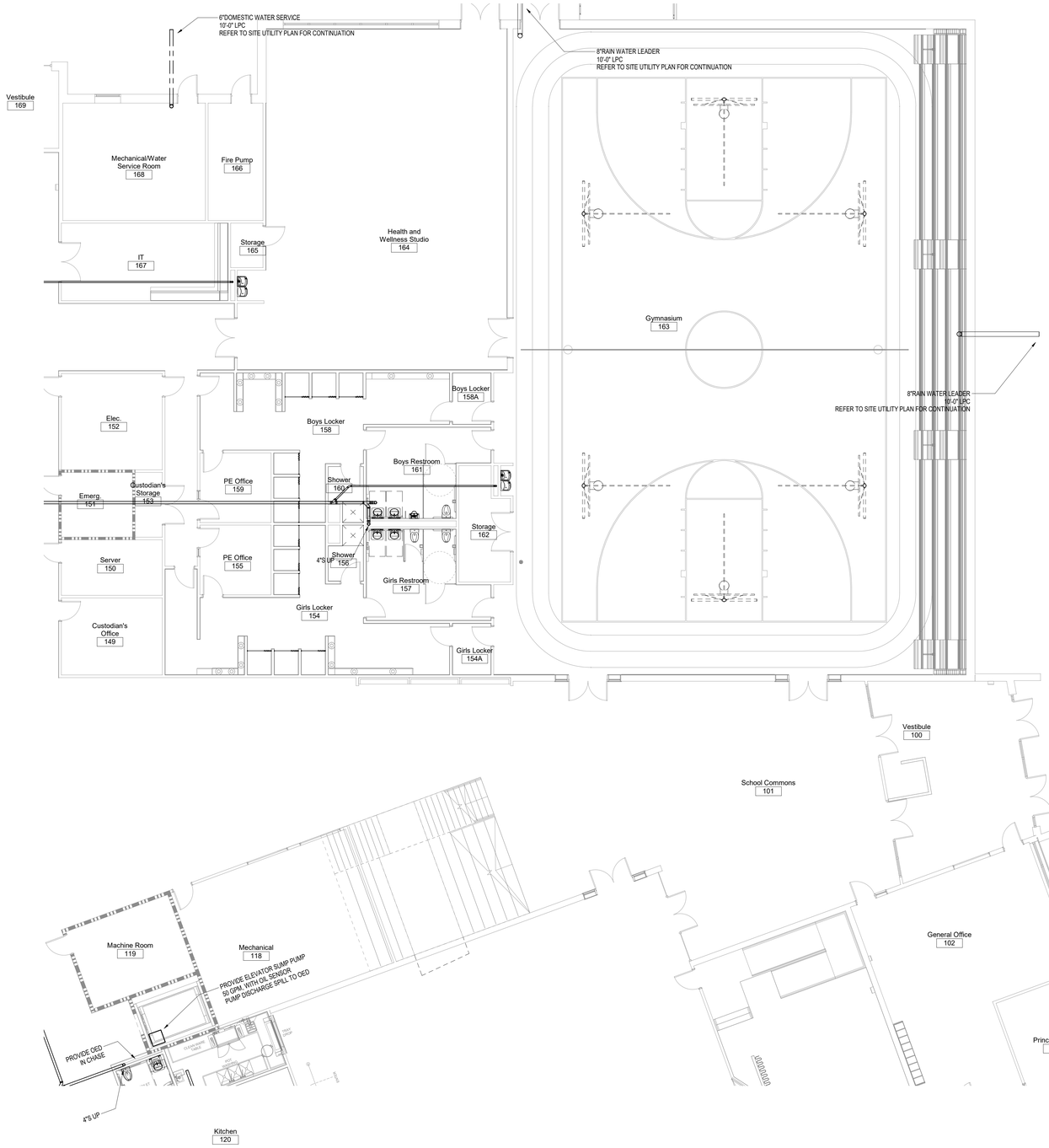

C:\Users\nkim\Documents\18400 MEP_nkim.rvt
1/24/2020 11:06:16 AM

Finegold Alexander Architects

PROJECT TEAM:

OWNER:
Leicester Public School
3 Washburn Sq. 3rd Floor
Leicester, MA 01524

Structural Engineer
RSE Associates, Inc.
63 Pleasant St. Ste. 200
Watertown, MA 02472
T: 617.926.9300

MPFP Engineer
BLW Engineers, Inc.
311 Great Road, Post Office Box 1551
Littleton, MA 01460
T: 978.486.4301

Landscape Architect
Warner Larson Landscape Architects
130 West Broadway
Boston, MA 02127
T: 617.464.1440

Electrical Engineer
ART Engineering
38 Front St. Flr 3
Worcester, MA 01608
T: 508.797.7071

Civil Engineer
Nitsch Engineering
2 Center Plaza, Suite 430
Boston, MA 02108
T: 617.338.0063

Geotechnical Engineer
McPhail Associates, LLC
2269 Massachusetts Ave.
Cambridge, MA 02140
T: 617.868.1420

Code Consultant
Jensen Hughes
1 Lincoln St.
Boston, MA 02111
T: 508.538.9409

Kitchen Consultant
Crabtree McGrath Associates, Inc.
161 West Main Street
Georgetown, MA 01833
T: 978.352.8500

Owners Project Manager
NV5
70 Fargo Street, Suite 800
Boston, MA 02210

KEY PLAN:

NORTH

SEAL:

Preliminary
Not For
Construction

PROJECT INFORMATION:

Leicester Middle School

70 Winslow Ave.
Leicester, MA 01524

PROJECT #: 201601510015
PROJECT ISSUE DATE: 02/13/2020
PROJECT STATUS: Schematic Design

SHEET NAME:

PLUMBING
UNDERSLAB PARTIAL PLAN - PART C

DRAWING HISTORY:

NO.	DATE	DESCRIPTION

SHEET #:

P113U

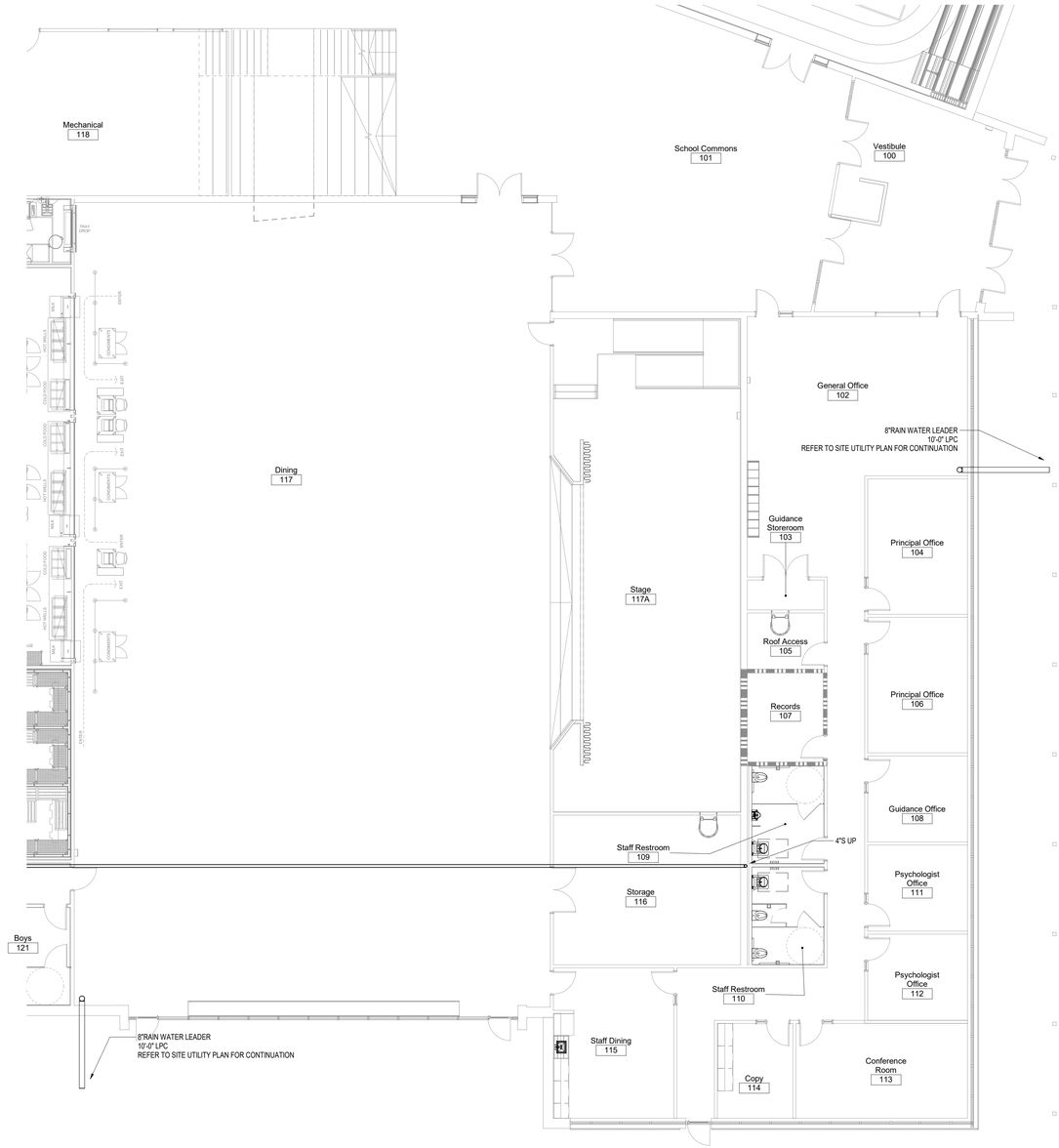

C:\Users\nkim\Documents\18400 MEP_nkim.rvt
1/24/2020 11:06:23 AM

Finegold Alexander Architects

PROJECT TEAM:

OWNER:
Leicester Public School
3 Washburn Sq. 3rd Floor
Leicester, MA 01524

Structural Engineer
RSE Associates, Inc.
63 Pleasant St. Ste. 200
Watertown, MA 02472
T: 617.926.9300

MPFP Engineer
BLW Engineers, Inc.
311 Great Road, Post Office Box 1551
Littleton, MA 01460
T: 978.486.4301

Landscape Architect
Warner Larson Landscape Architects
130 West Broadway
Boston, MA 02127
T: 617.464.1440

Electrical Engineer
ART Engineering
38 Front St. Flr 3
Worcester, MA 01608
T: 508.797.7071

Civil Engineer
Nitsch Engineering
2 Center Plaza, Suite 430
Boston, MA 02108
T: 617.338.0063

Geotechnical Engineer
McPhail Associates, LLC
2269 Massachusetts Ave.
Cambridge, MA 02140
T: 617.868.1420

Code Consultant
Jensen Hughes
1 Lincoln St.
Boston, MA 02111
T: 508.538.9409

Kitchen Consultant
Crabtree McGrath Associates, Inc.
161 West Main Street
Georgetown, MA 01833
T: 978.352.8500

Owners Project Manager
NV5
70 Fargo Street, Suite 800
Boston, MA 02210

KEY PLAN:

NORTH

SEAL:

Preliminary
Not For
Construction

PROJECT INFORMATION:

Leicester Middle School

70 Winslow Ave.
Leicester, MA 01524

PROJECT #: 201601510015
PROJECT ISSUE DATE: 02/13/2020
PROJECT STATUS: Schematic Design

SHEET NAME:

PLUMBING
UNDERSLAB PARTIAL PLAN - PART D

DRAWING HISTORY:

NO.	DATE	DESCRIPTION

SHEET #:

P114U

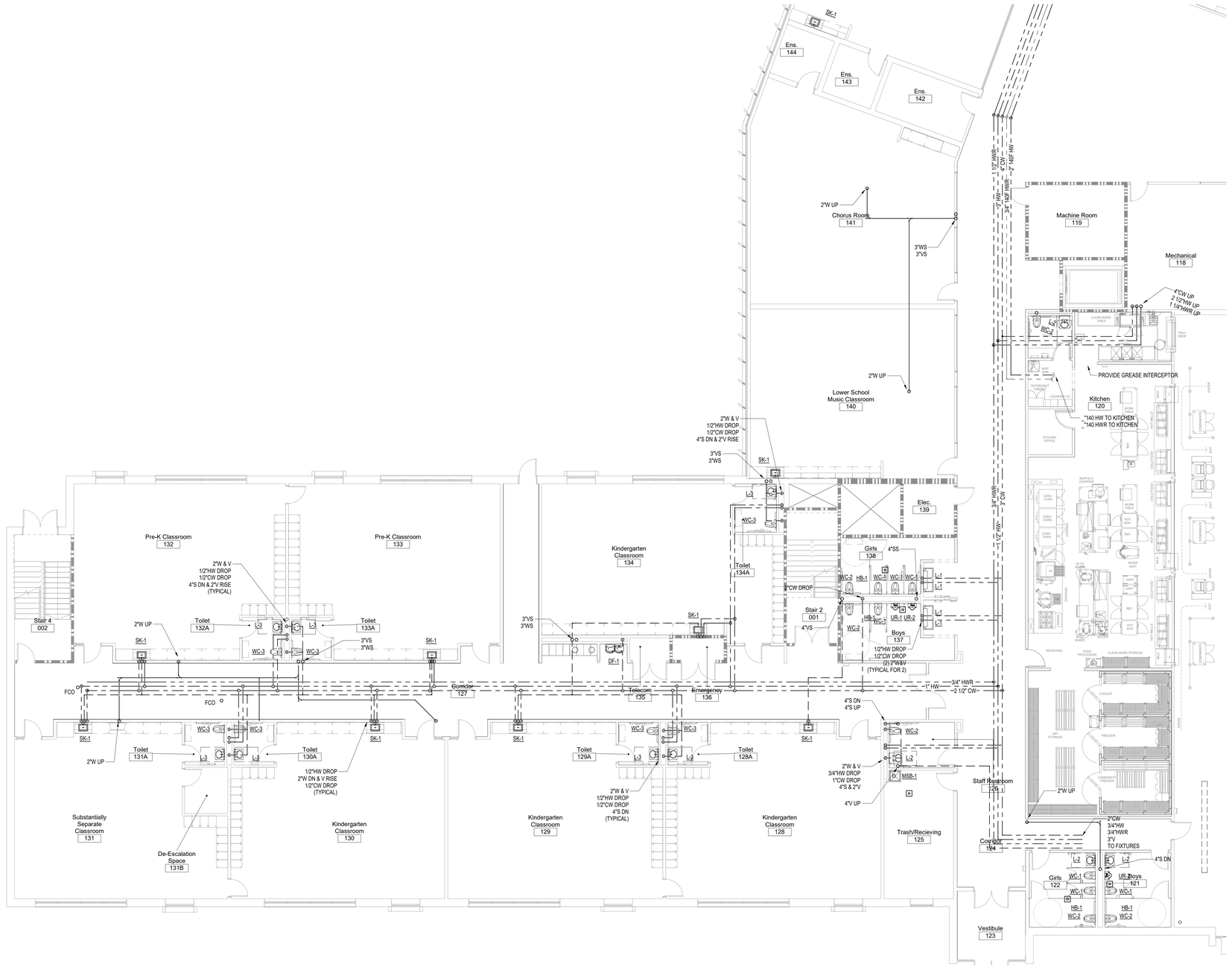

C:\Users\rkim\Documents\18400 MEP_rkim.rvt
1/24/2020 11:06:00 AM

Finegold Alexander Architects

PROJECT TEAM:

OWNER:
Leicester Public School
3 Washburn Sq. 3rd Floor
Leicester, MA 01524

Structural Engineer
RSE Associates, Inc.
63 Pleasant St. Ste. 200
Watertown, MA 02472
T: 617.926.9300

MPFP Engineer
BLW Engineers, Inc.
311 Great Road, Post Office Box 1551
Littleton, MA 01460
T: 978.486.4301

Landscape Architect
Warner Larson Landscape Architects
130 West Broadway
Boston, MA 02127
T: 617.464.1440

Electrical Engineer
ART Engineering
38 Front St. Flr 3
Worcester, MA 01608
T: 508.797.7071

Civil Engineer
Nitsch Engineering
2 Center Plaza, Suite 430
Boston, MA 02108
T: 617.338.0063

Geotechnical Engineer
McPhail Associates, LLC
2269 Massachusetts Ave.
Cambridge, MA 02140
T: 617.868.1420

Code Consultant
Jensen Hughes
1 Lincoln St.
Boston, MA 02111
T: 508.538.9409

Kitchen Consultant
Crabtree McGrath Associates, Inc.
161 West Main Street
Georgetown, MA 01833
T: 978.352.8500

Owners Project Manager
NV5
70 Fargo Street, Suite 800
Boston, MA 02210

KEY PLAN:

NORTH

SEAL:

Preliminary
Not For
Construction

PROJECT INFORMATION:

Leicester Middle School

70 Winslow Ave.
Leicester, MA 01524

PROJECT #: 201601510015
PROJECT ISSUE DATE: 02/13/2020
PROJECT STATUS: Schematic Design

SHEET NAME:

PLUMBING
FIRST FLOOR PARTIAL PLAN - PART A

DRAWING HISTORY:

NO.	DATE	DESCRIPTION

SHEET #:

P111

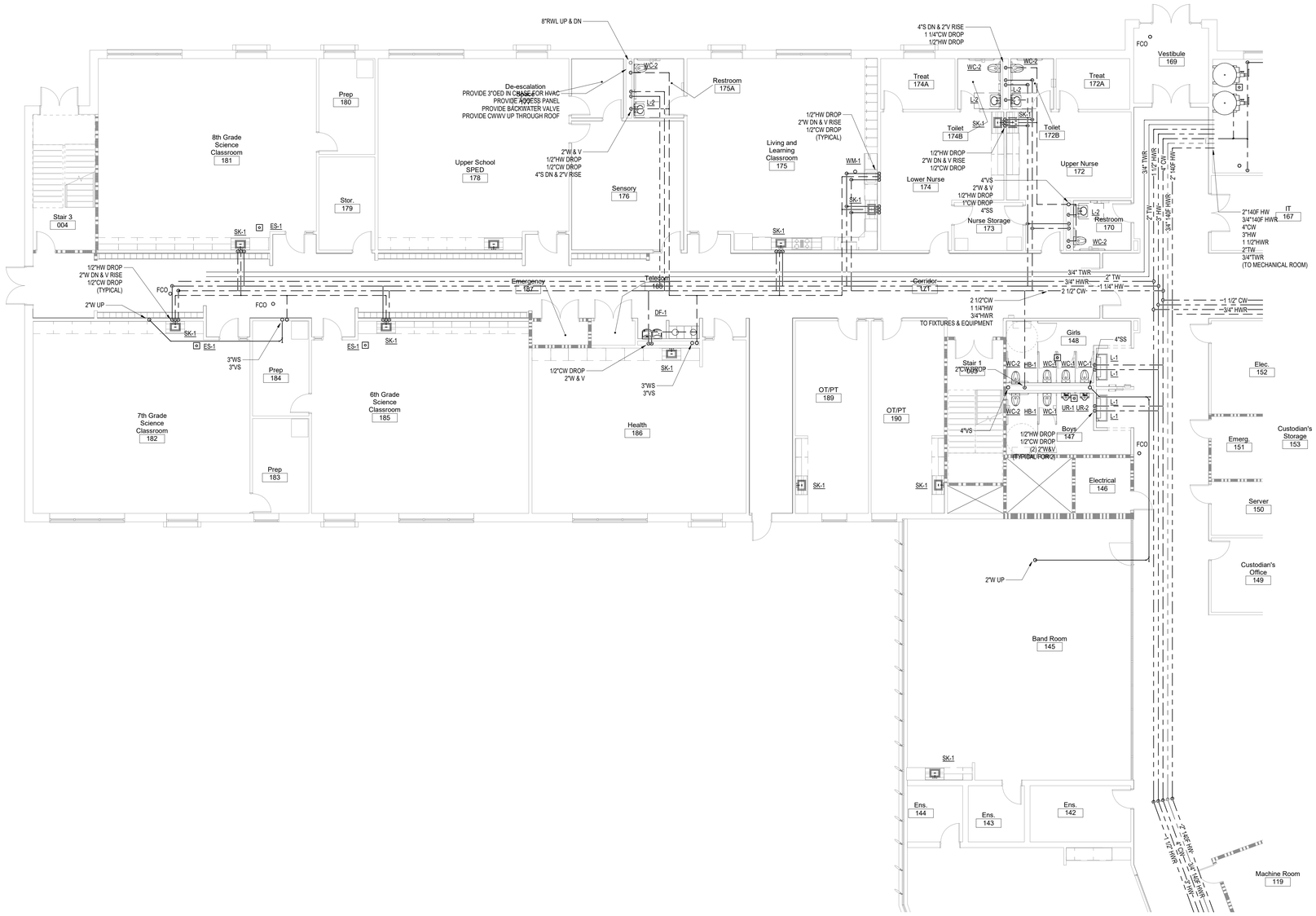

C:\Users\nkim\Documents\18400 MEP_nkim.rvt
1/24/2020 11:06:08 AM

Finegold Alexander Architects

PROJECT TEAM:

OWNER:
Leicester Public School
3 Washburn Sq. 3rd Floor
Leicester, MA 01524

Structural Engineer
RSE Associates, Inc.
63 Pleasant St. Ste. 200
Watertown, MA 02472
T: 617.926.9300

MPFP Engineer
BLW Engineers, Inc.
311 Great Road, Post Office Box 1551
Littleton, MA 01460
T: 978.486.4301

Landscape Architect
Warner Larson Landscape Architects
130 West Broadway
Boston, MA 02127
T: 617.464.1440

Electrical Engineer
ART Engineering
38 Front St. Flr 3
Worcester, MA 01608
T: 508.797.7071

Civil Engineer
Nitsch Engineering
2 Center Plaza, Suite 430
Boston, MA 02108
T: 617.338.0063

Geotechnical Engineer
McPhail Associates, LLC
2269 Massachusetts Ave.
Cambridge, MA 02140
T: 617.868.1420

Code Consultant
Jensen Hughes
1 Lincoln St.
Boston, MA 02111
T: 508.538.9409

Kitchen Consultant
Crabtree McGrath Associates, Inc.
161 West Main Street
Georgetown, MA 01833
T: 978.352.8500

Owners Project Manager
NV5
70 Fargo Street, Suite 800
Boston, MA 02210

KEY PLAN:

NORTH

SEAL:

Preliminary
Not For
Construction

PROJECT INFORMATION:

Leicester Middle School

70 Winslow Ave.
Leicester, MA 01524

PROJECT #: 201601510015
PROJECT ISSUE DATE: 02/13/2020
PROJECT STATUS: Schematic Design

SHEET NAME:

PLUMBING
FIRST FLOOR PARTIAL PLAN - PART B

DRAWING HISTORY:

NO.	DATE	DESCRIPTION

SHEET #:

P112

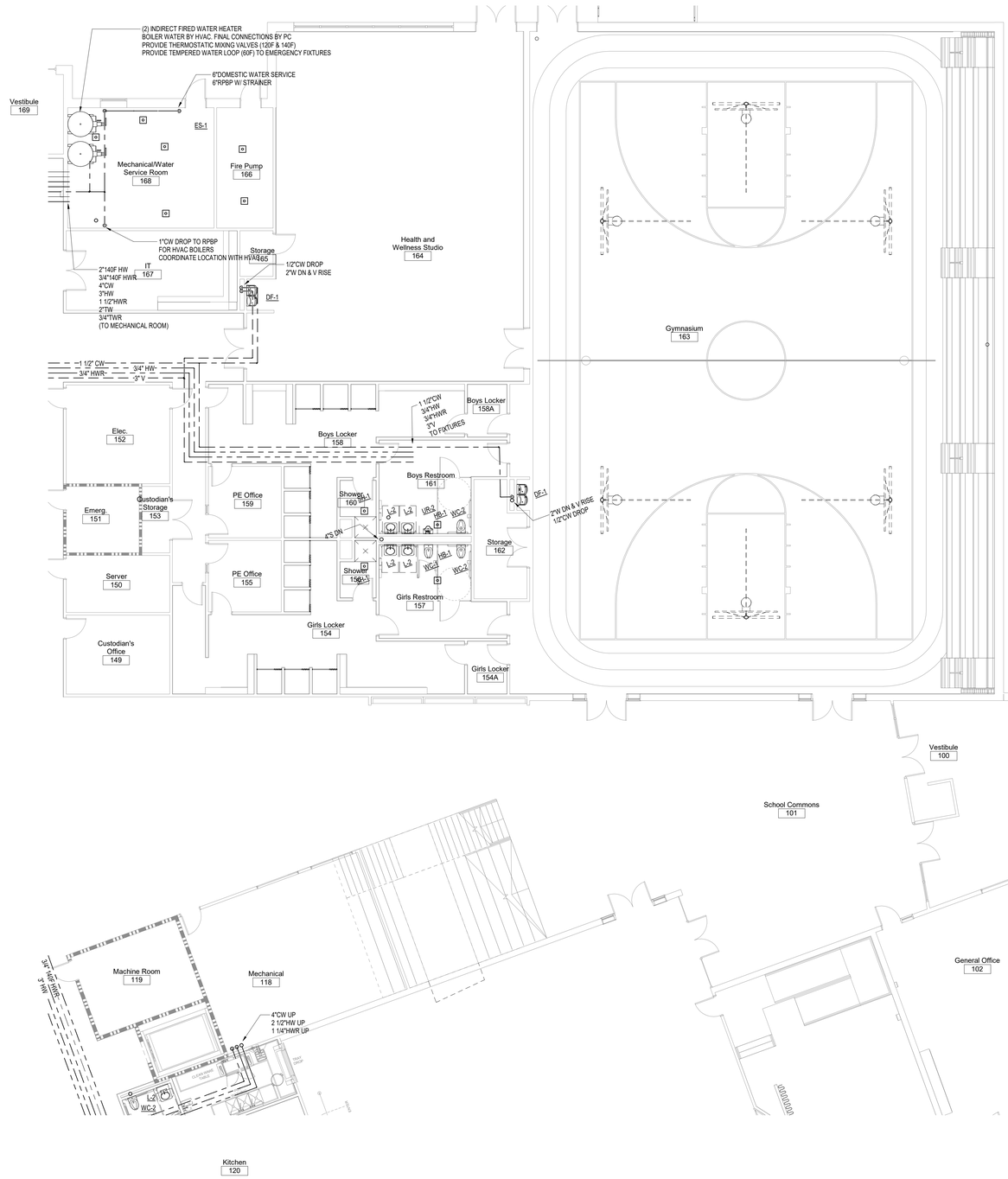

C:\Users\nkim\Documents\18400 MEP_nkim.rvt
1/24/2020 11:06:14 AM

Finegold Alexander Architects

PROJECT TEAM:

OWNER:
Leicester Public School
3 Washburn Sq. 3rd Floor
Leicester, MA 01524

Structural Engineer
RSE Associates, Inc.
63 Pleasant St. Ste. 200
Watertown, MA 02472
T: 617.926.9300

MPFP Engineer
BLW Engineers, Inc.
311 Great Road, Post Office Box 1551
Littleton, MA 01460
T: 978.486.4301

Landscape Architect
Warner Larson Landscape Architects
130 West Broadway
Boston, MA 02127
T: 617.464.1440

Electrical Engineer
ART Engineering
38 Front St. Flr 3
Worcester, MA 01608
T: 508.797.7071

Civil Engineer
Nitsch Engineering
2 Center Plaza, Suite 430
Boston, MA 02108
T: 617.338.0063

Geotechnical Engineer
McPhail Associates, LLC
2269 Massachusetts Ave.
Cambridge, MA 02140
T: 617.868.1420

Code Consultant
Jensen Hughes
1 Lincoln St.
Boston, MA 02111
T: 508.538.9409

Kitchen Consultant
Crabtree McGrath Associates, Inc.
161 West Main Street
Georgetown, MA 01833
T: 978.352.8500

Owners Project Manager
NV5
70 Fargo Street, Suite 800
Boston, MA 02210

KEY PLAN:

NORTH

SEAL:

Preliminary
Not For
Construction

PROJECT INFORMATION:

Leicester Middle School

70 Winslow Ave.
Leicester, MA 01524

PROJECT #: 201601510015
PROJECT ISSUE DATE: 02/13/2020
PROJECT STATUS: Schematic Design

SHEET NAME:

PLUMBING
FIRST FLOOR PARTIAL PLAN - PART C

DRAWING HISTORY:

NO.	DATE	DESCRIPTION

SHEET #:

P113

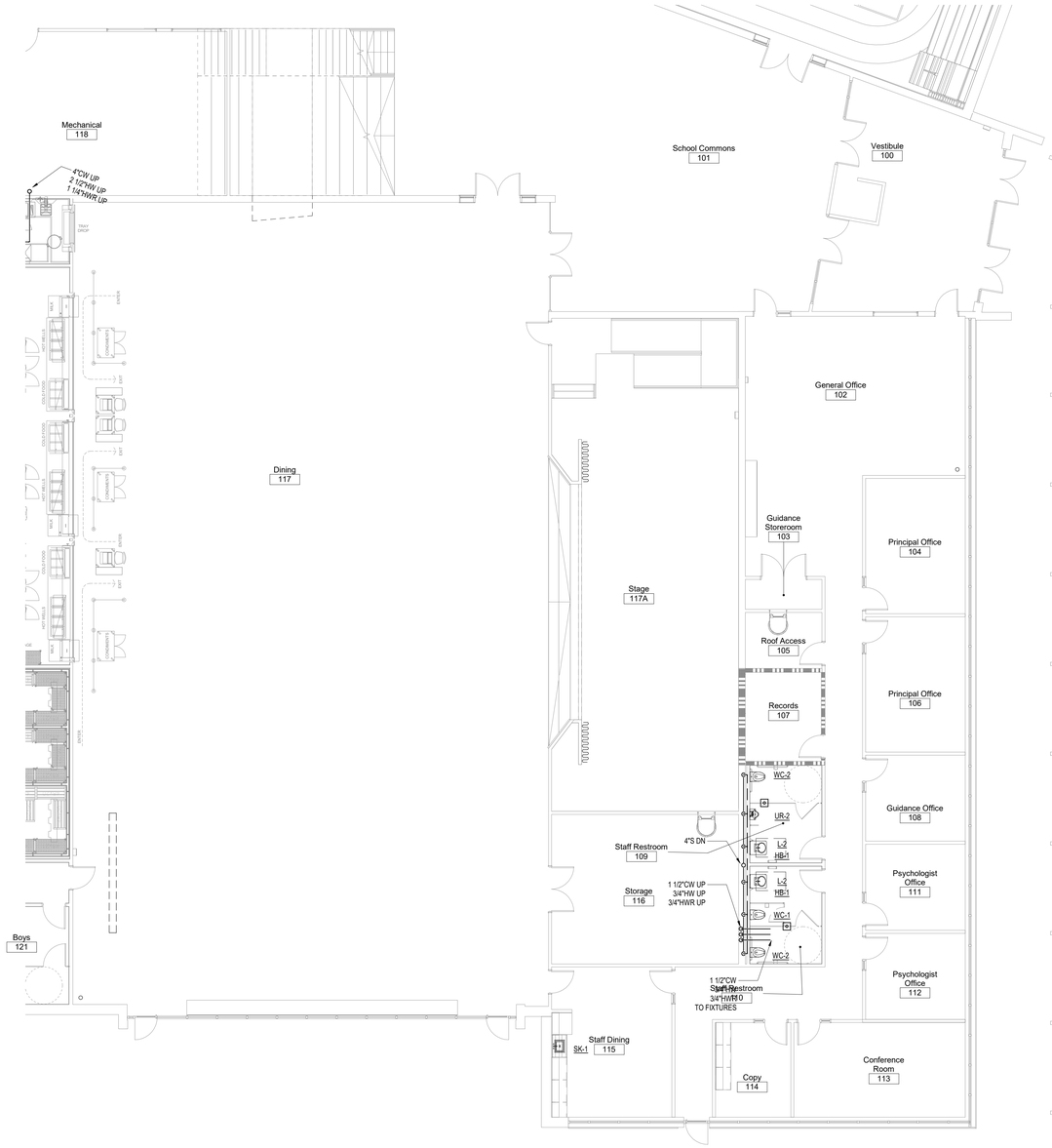

C:\Users\nkim\Documents\18400 MEP_nkim.rvt
1/24/2020 11:06:21 AM

Finegold Alexander Architects

PROJECT TEAM:

OWNER:
Leicester Public School
3 Washburn Sq. 3rd Floor
Leicester, MA 01524

Structural Engineer
RSE Associates, Inc.
63 Pleasant St. Ste. 200
Watertown, MA 02472
T: 617.926.9300

MPFP Engineer
BLW Engineers, Inc.
311 Great Road, Post Office Box 1551
Littleton, MA 01460
T: 978.486.4301

Landscape Architect
Warner Larson Landscape Architects
130 West Broadway
Boston, MA 02127
T: 617.464.1440

Electrical Engineer
ART Engineering
38 Front St. Flr 3
Worcester, MA 01608
T: 508.797.7071

Civil Engineer
Nitsch Engineering
2 Center Plaza, Suite 430
Boston, MA 02108
T: 617.338.0063

Geotechnical Engineer
McPhail Associates, LLC
2269 Massachusetts Ave.
Cambridge, MA 02140
T: 617.868.1420

Code Consultant
Jensen Hughes
1 Lincoln St.
Boston, MA 02111
T: 508.538.9409

Kitchen Consultant
Crabtree McGrath Associates, Inc.
161 West Main Street
Georgetown, MA 01833
T: 978.352.8500

Owners Project Manager
NV5
70 Fargo Street, Suite 800
Boston, MA 02210

KEY PLAN:

NORTH

SEAL:

Preliminary
Not For
Construction

PROJECT INFORMATION:

Leicester Middle School

70 Winslow Ave.
Leicester, MA 01524

PROJECT #: 201601510015
PROJECT ISSUE DATE: 02/13/2020
PROJECT STATUS: Schematic Design

SHEET NAME:

PLUMBING
FIRST FLOOR PARTIAL PLAN - PART D

DRAWING HISTORY:

NO.	DATE	DESCRIPTION

SHEET #:

P114

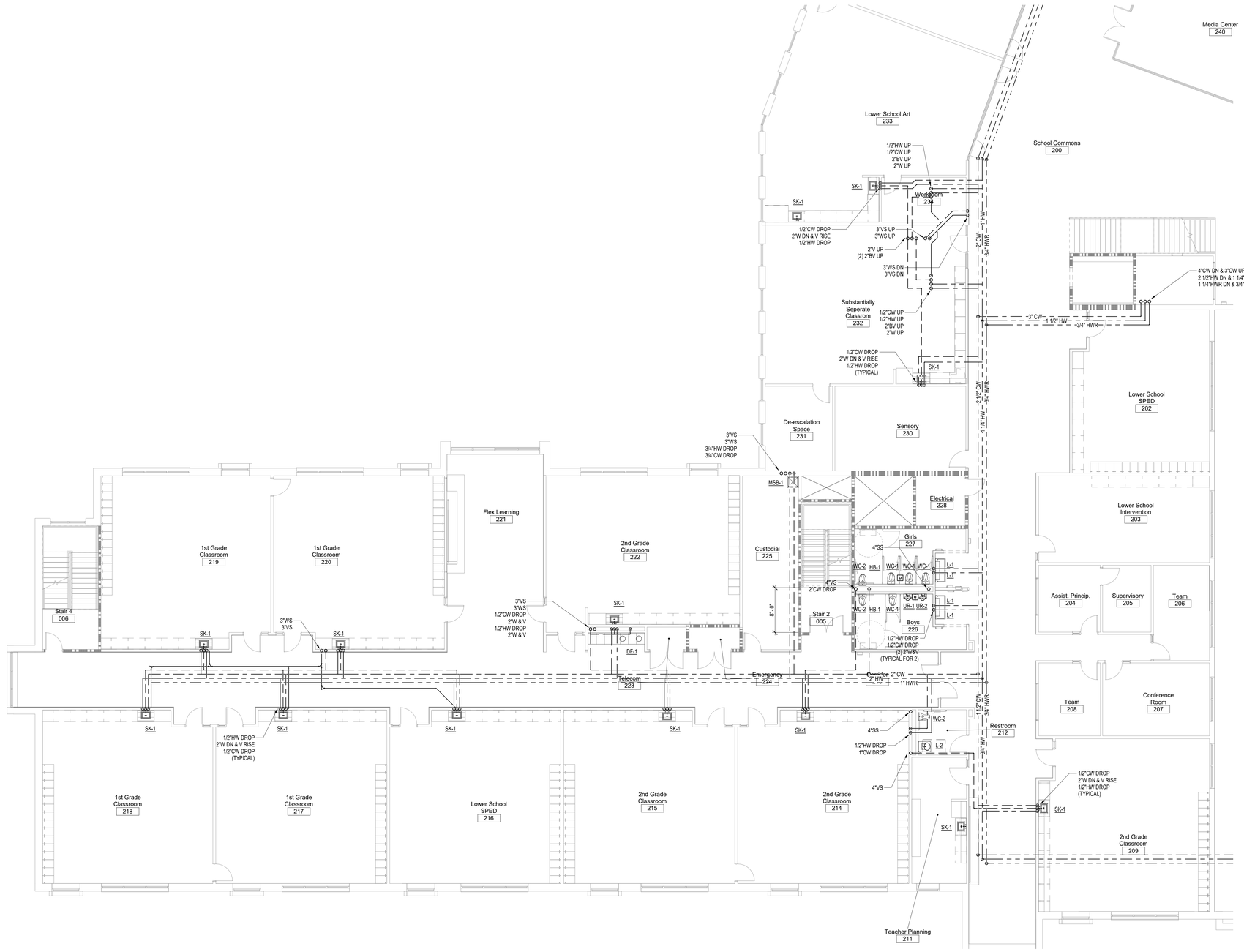

C:\Users\nkim\Documents\18400 MEP_nkim.rvt
1/24/2020 11:06:27 AM

Finegold Alexander Architects

PROJECT TEAM:

OWNER:
Leicester Public School
3 Washburn Sq. 3rd Floor
Leicester, MA 01524

Structural Engineer
RSE Associates, Inc.
63 Pleasant St. Ste. 200
Watertown, MA 02472
T: 617.926.9300

MPFP Engineer
BLW Engineers, Inc.
311 Great Road, Post Office Box 1551
Littleton, MA 01460
T: 978.486.4301

Landscape Architect
Warner Larson Landscape Architects
130 West Broadway
Boston, MA 02127
T: 617.464.1440

Electrical Engineer
ART Engineering
38 Front St. Flr 3
Worcester, MA 01608
T: 508.797.7071

Civil Engineer
Nitsch Engineering
2 Center Plaza, Suite 430
Boston, MA 02108
T: 617.338.0063

Geotechnical Engineer
McPhail Associates, LLC
2269 Massachusetts Ave.
Cambridge, MA 02140
T: 617.868.1420

Code Consultant
Jensen Hughes
1 Lincoln St.
Boston, MA 02111
T: 508.538.9409

Kitchen Consultant
Crabtree McGrath Associates, Inc.
161 West Main Street
Georgetown, MA 01833
T: 978.352.8500

Owners Project Manager
NV5
70 Fargo Street, Suite 800
Boston, MA 02210

KEY PLAN:

NORTH

SEAL:

Preliminary
Not For
Construction

PROJECT INFORMATION:

Leicester Middle School

70 Winslow Ave.
Leicester, MA 01524

PROJECT #: 201601510015
PROJECT ISSUE DATE: 02/13/2020
PROJECT STATUS: Schematic Design

SHEET NAME:

PLUMBING
SECOND FLOOR PARTIAL PLAN - PART A

DRAWING HISTORY:

NO.	DATE	DESCRIPTION

SHEET #:

P121

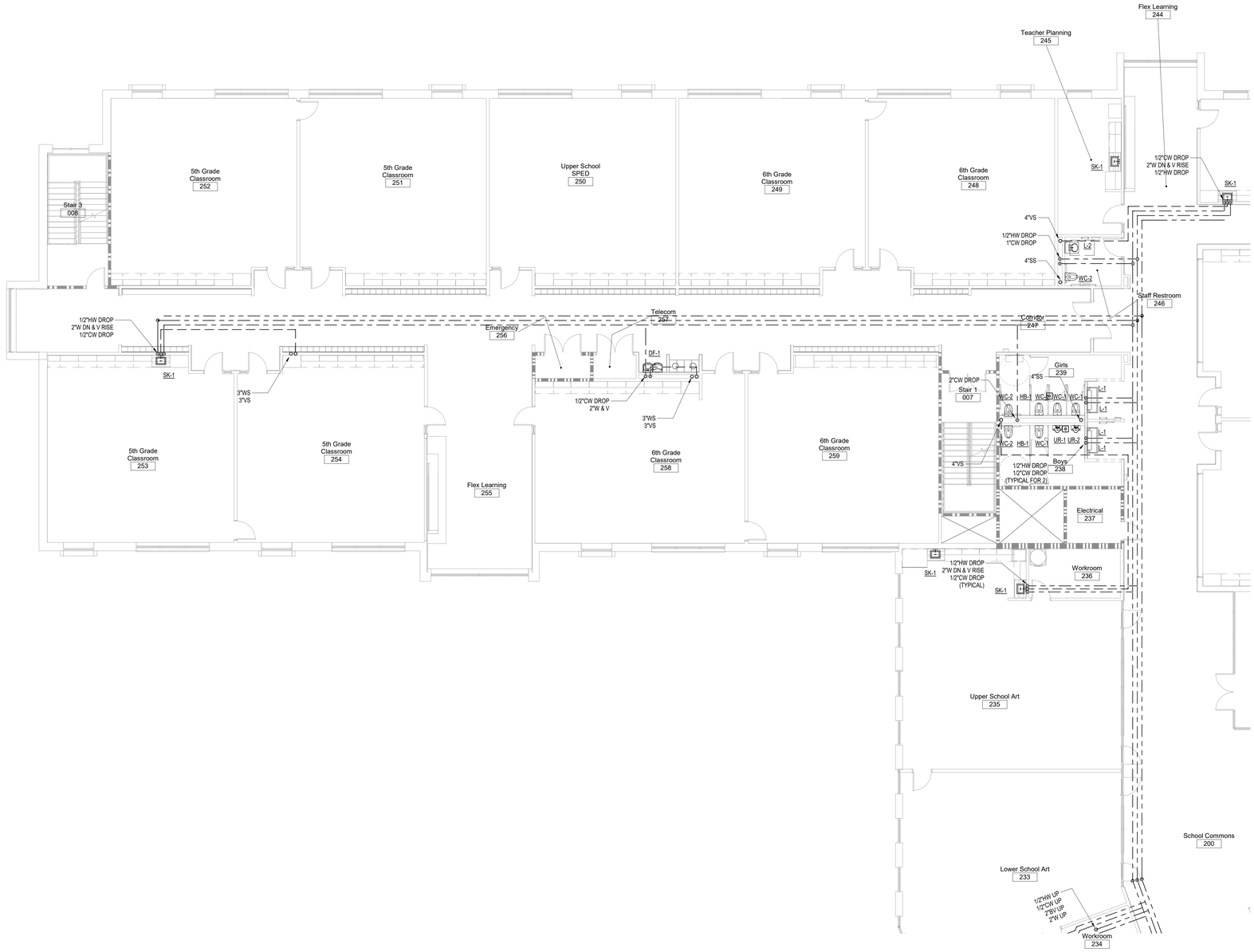

C:\Users\nkim\Documents\18400 MEP_nkim.rvt
1/24/2020 11:06:31 AM

Finegold Alexander Architects

PROJECT TEAM:

OWNER:
Leicester Public School
3 Washburn Sq. 3rd Floor
Leicester, MA 01524

Structural Engineer
RSE Associates, Inc.
63 Pleasant St. Ste. 200
Watertown, MA 02472
T: 617.926.9300

MPFP Engineer
BLW Engineers, Inc.
311 Great Road, Post Office Box 1551
Littleton, MA 01460
T: 978.486.4301

Landscape Architect
Warner Larson Landscape Architects
130 West Broadway
Boston, MA 02127
T: 617.464.1440

Electrical Engineer
ART Engineering
38 Front St. Flr 3
Worcester, MA 01608
T: 508.797.7071

Civil Engineer
Nitsch Engineering
2 Center Plaza, Suite 430
Boston, MA 02108
T: 617.338.0063

Geotechnical Engineer
McPhail Associates, LLC
2269 Massachusetts Ave.
Cambridge, MA 02140
T: 617.868.1420

Code Consultant
Jensen Hughes
1 Lincoln St.
Boston, MA 02111
T: 508.538.9409

Kitchen Consultant
Crabtree McGrath Associates, Inc.
161 West Main Street
Georgetown, MA 01833
T: 978.352.8500

Owners Project Manager
NV5
70 Fargo Street, Suite 800
Boston, MA 02210

KEY PLAN:

NORTH

SEAL:

Preliminary
Not For
Construction

PROJECT INFORMATION:

Leicester Middle School

70 Winslow Ave.
Leicester, MA 01524

PROJECT #: 201601510015
PROJECT ISSUE DATE: 02/13/2020
PROJECT STATUS: Schematic Design

SHEET NAME:

PLUMBING
SECOND FLOOR PARTIAL PLAN - PART B

DRAWING HISTORY:

NO.	DATE	DESCRIPTION

SHEET #:

P122

C:\Users\nkim\Documents\18400 MEP_nkim.rvt
1/24/2020 11:06:33 AM

Finegold Alexander Architects

PROJECT TEAM:

OWNER:
Leicester Public School
3 Washburn Sq. 3rd Floor
Leicester, MA 01524

Structural Engineer
RSE Associates, Inc.
63 Pleasant St. Ste. 200
Watertown, MA 02472
T: 617.926.9300

MPFP Engineer
BLW Engineers, Inc.
311 Great Road, Post Office Box 1551
Littleton, MA 01460
T: 978.486.4301

Landscape Architect
Warner Larson Landscape Architects
130 West Broadway
Boston, MA 02127
T: 617.464.1440

Electrical Engineer
ART Engineering
38 Front St. Flr 3
Worcester, MA 01608
T: 508.797.7071

Civil Engineer
Nitsch Engineering
2 Center Plaza, Suite 430
Boston, MA 02108
T: 617.338.0063

Geotechnical Engineer
McPhail Associates, LLC
2269 Massachusetts Ave.
Cambridge, MA 02140
T: 617.868.1420

Code Consultant
Jensen Hughes
1 Lincoln St.
Boston, MA 02111
T: 508.538.9409

Kitchen Consultant
Crabtree McGrath Associates, Inc.
161 West Main Street
Georgetown, MA 01833
T: 978.352.8500

Owners Project Manager
NV5
70 Fargo Street, Suite 800
Boston, MA 02210

KEY PLAN:

NORTH

SEAL:

Preliminary
Not For
Construction

PROJECT INFORMATION:

Leicester Middle School

70 Winslow Ave.
Leicester, MA 01524

PROJECT #: 201601510015
PROJECT ISSUE DATE: 02/13/2020
PROJECT STATUS: Schematic Design

SHEET NAME:

PLUMBING
SECOND FLOOR PARTIAL PLAN - PART C

DRAWING HISTORY:

NO.	DATE	DESCRIPTION

SHEET #:

P123

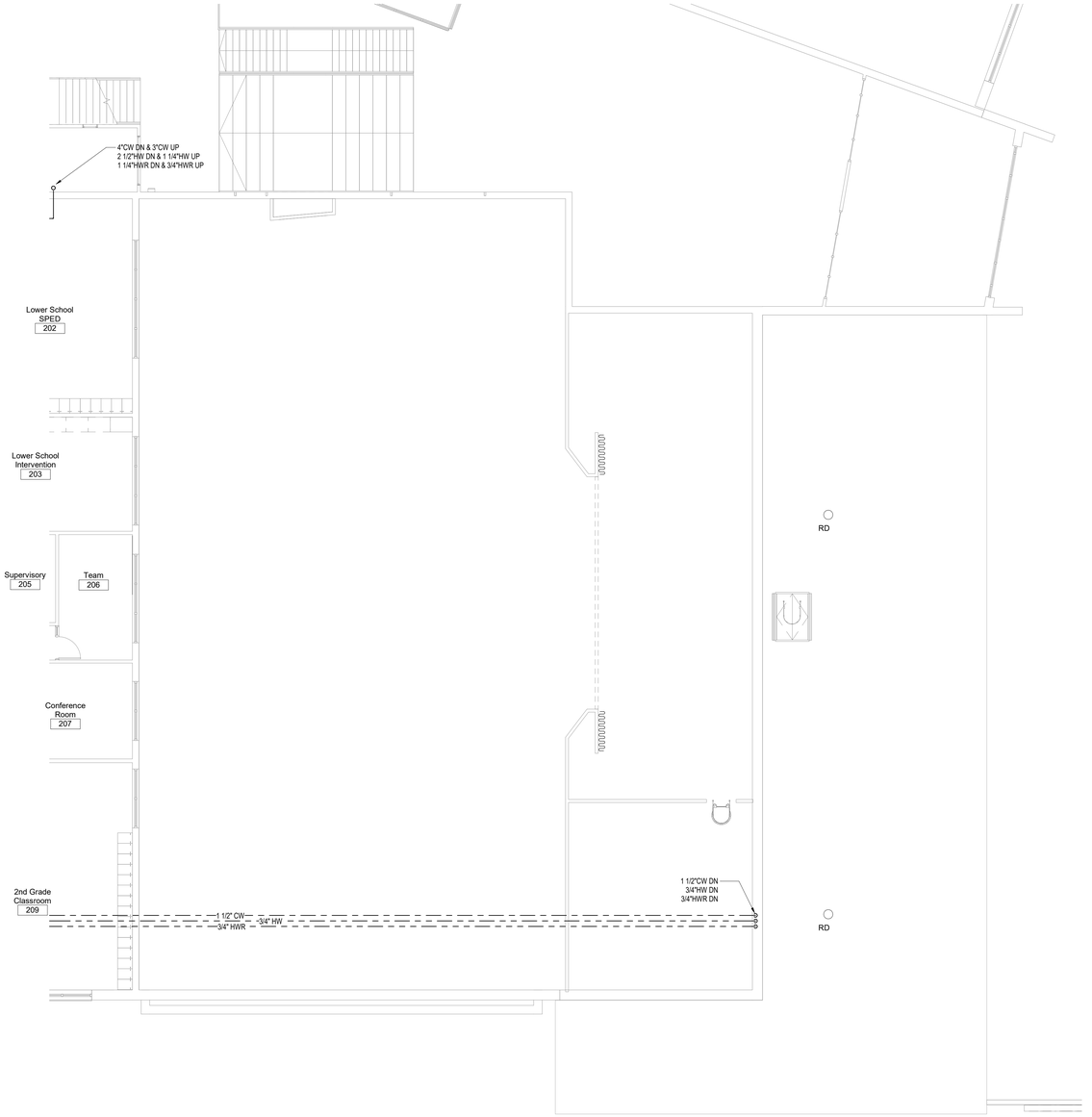

C:\Users\nkim\Documents\18400 MEP_nkim.rvt
1/24/2020 11:06:35 AM

Finegold Alexander Architects

PROJECT TEAM:

OWNER:
Leicester Public School
3 Washburn Sq. 3rd Floor
Leicester, MA 01524

Structural Engineer
RSE Associates, Inc.
63 Pleasant St. Ste. 200
Watertown, MA 02472
T: 617.926.9300

MPFP Engineer
BLW Engineers, Inc.
311 Great Road, Post Office Box 1551
Littleton, MA 01460
T: 978.486.4301

Landscape Architect
Warner Larson Landscape Architects
130 West Broadway
Boston, MA 02127
T: 617.464.1440

Electrical Engineer
ART Engineering
38 Front St. Flr 3
Worcester, MA 01608
T: 508.797.7071

Civil Engineer
Nitsch Engineering
2 Center Plaza, Suite 430
Boston, MA 02108
T: 617.338.0063

Geotechnical Engineer
McPhail Associates, LLC
2269 Massachusetts Ave.
Cambridge, MA 02140
T: 617.868.1420

Code Consultant
Jensen Hughes
1 Lincoln St.
Boston, MA 02111
T: 508.538.9409

Kitchen Consultant
Crabtree McGrath Associates, Inc.
161 West Main Street
Georgetown, MA 01833
T: 978.352.8500

Owners Project Manager
NV5
70 Fargo Street, Suite 800
Boston, MA 02210

KEY PLAN:

NORTH

SEAL:

Preliminary
Not For
Construction

PROJECT INFORMATION:

Leicester Middle School

70 Winslow Ave.
Leicester, MA 01524

PROJECT #: 201601510015
PROJECT ISSUE DATE: 02/13/2020
PROJECT STATUS: Schematic Design

SHEET NAME:

PLUMBING
SECOND FLOOR PARTIAL PLAN - PART D

DRAWING HISTORY:

NO.	DATE	DESCRIPTION

SHEET #:

P124

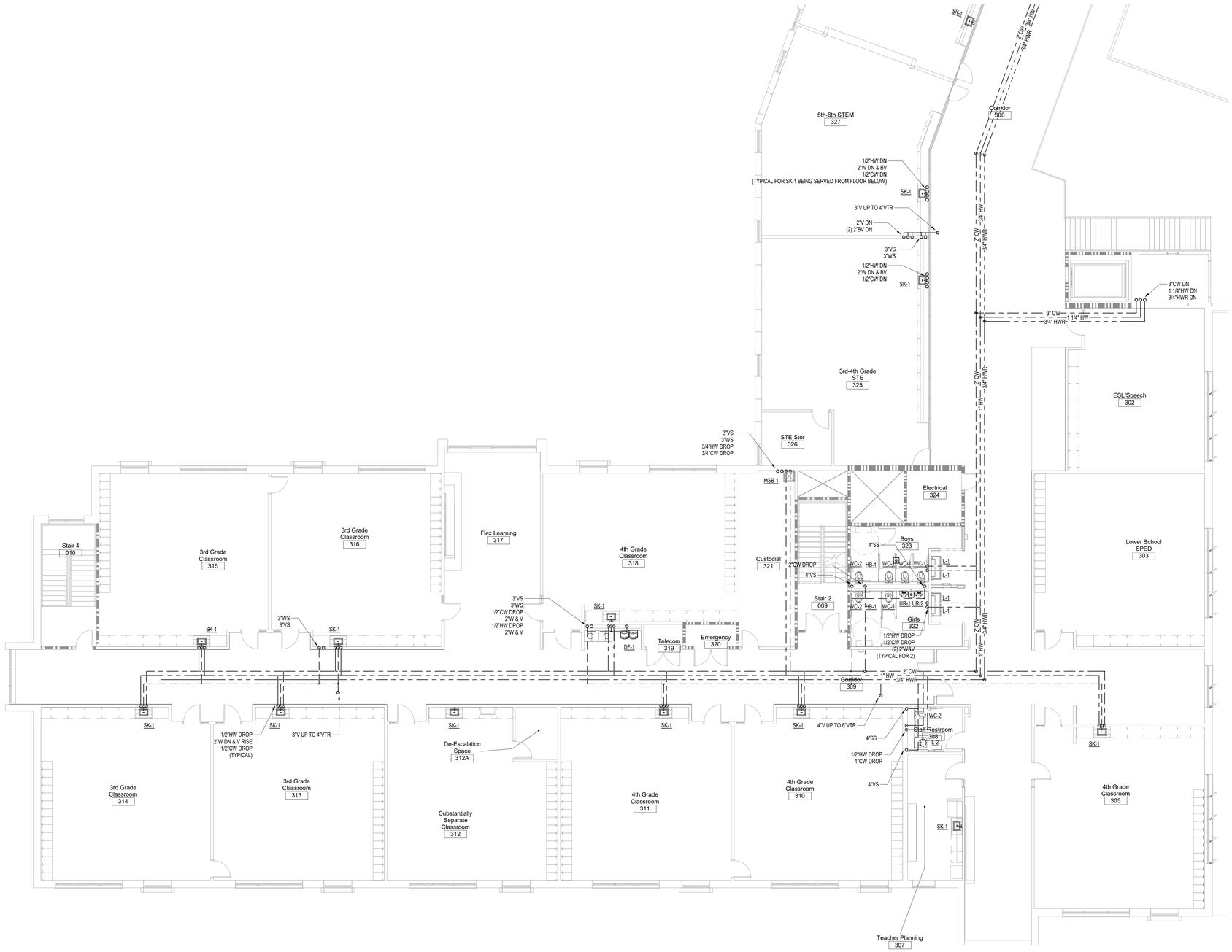

C:\Users\nkim\Documents\18400 MEP_nkim.rvt
1/24/2020 11:06:38 AM

Finegold Alexander Architects

PROJECT TEAM:

OWNER:
Leicester Public School
3 Washburn Sq. 3rd Floor
Leicester, MA 01524

Structural Engineer
RSE Associates, Inc.
63 Pleasant St. Ste. 200
Watertown, MA 02472
T: 617.926.9300

MPFP Engineer
BLW Engineers, Inc.
311 Great Road, Post Office Box 1551
Littleton, MA 01460
T: 978.486.4301

Landscape Architect
Warner Larson Landscape Architects
130 West Broadway
Boston, MA 02127
T: 617.464.1440

Electrical Engineer
ART Engineering
38 Front St. Flr 3
Worcester, MA 01608
T: 508.797.7071

Civil Engineer
Nitsch Engineering
2 Center Plaza, Suite 430
Boston, MA 02108
T: 617.338.0063

Geotechnical Engineer
McPhail Associates, LLC
2269 Massachusetts Ave.
Cambridge, MA 02140
T: 617.868.1420

Code Consultant
Jensen Hughes
1 Lincoln St.
Boston, MA 02111
T: 508.538.9409

Kitchen Consultant
Crabtree McGrath Associates, Inc.
161 West Main Street
Georgetown, MA 01833
T: 978.352.8500

Owners Project Manager
NV5
70 Fargo Street, Suite 800
Boston, MA 02210

KEY PLAN:

NORTH

SEAL:

Preliminary
Not For
Construction

PROJECT INFORMATION:

Leicester Middle School

70 Winslow Ave.
Leicester, MA 01524

PROJECT #: 201601510015
PROJECT ISSUE DATE: 02/13/2020
PROJECT STATUS: Schematic Design

SHEET NAME:

PLUMBING
THIRD FLOOR PARTIAL PLAN - PART A

DRAWING HISTORY:

NO.	DATE	DESCRIPTION

SHEET #:

P131

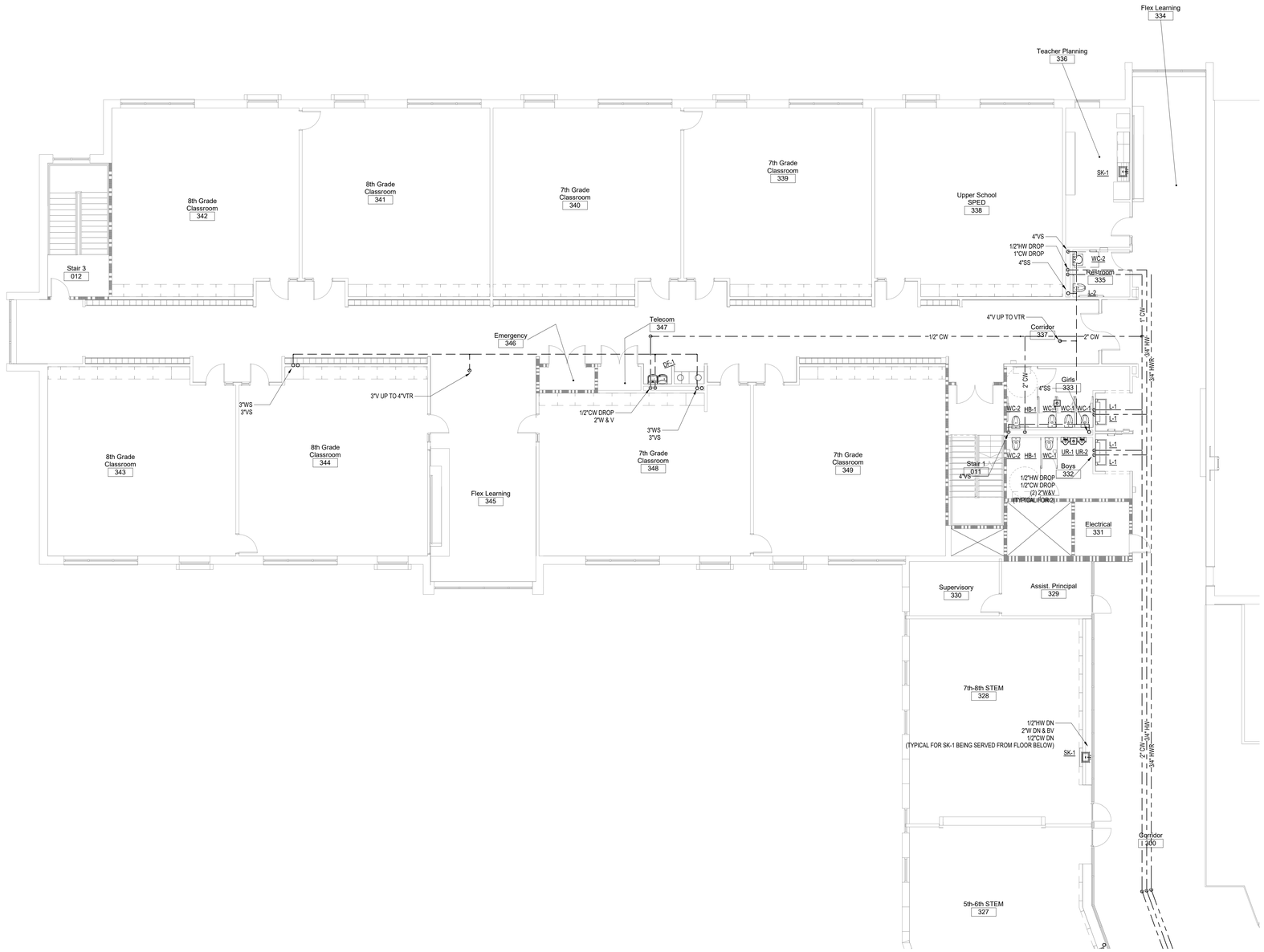

C:\Users\nkim\Documents\18400 MEP_nkim.rvt
1/24/2020 11:06:41 AM

Finegold Alexander Architects

PROJECT TEAM:

OWNER:
Leicester Public School
3 Washburn Sq. 3rd Floor
Leicester, MA 01524

Structural Engineer
RSE Associates, Inc.
63 Pleasant St. Ste. 200
Watertown, MA 02472
T: 617.926.9300

MPFP Engineer
BLW Engineers, Inc.
311 Great Road, Post Office Box 1551
Littleton, MA 01460
T: 978.486.4301

Landscape Architect
Warner Larson Landscape Architects
130 West Broadway
Boston, MA 02127
T: 617.464.1440

Electrical Engineer
ART Engineering
38 Front St. Flr 3
Worcester, MA 01608
T: 508.797.7071

Civil Engineer
Nitsch Engineering
2 Center Plaza, Suite 430
Boston, MA 02108
T: 617.338.0063

Geotechnical Engineer
McPhail Associates, LLC
2269 Massachusetts Ave.
Cambridge, MA 02140
T: 617.868.1420

Code Consultant
Jensen Hughes
1 Lincoln St.
Boston, MA 02111
T: 508.538.9409

Kitchen Consultant
Crabtree McGrath Associates, Inc.
161 West Main Street
Georgetown, MA 01833
T: 978.352.8500

Owners Project Manager
NV5
70 Fargo Street, Suite 800
Boston, MA 02210

KEY PLAN:

NORTH

SEAL:

Preliminary
Not For
Construction

PROJECT INFORMATION:

Leicester Middle School

70 Winslow Ave.
Leicester, MA 01524

PROJECT #: 201601510015
PROJECT ISSUE DATE: 02/13/2020
PROJECT STATUS: Schematic Design

SHEET NAME:

PLUMBING
THIRD FLOOR PARTIAL PLAN - PART B

DRAWING HISTORY:

NO.	DATE	DESCRIPTION

SHEET #:

P132

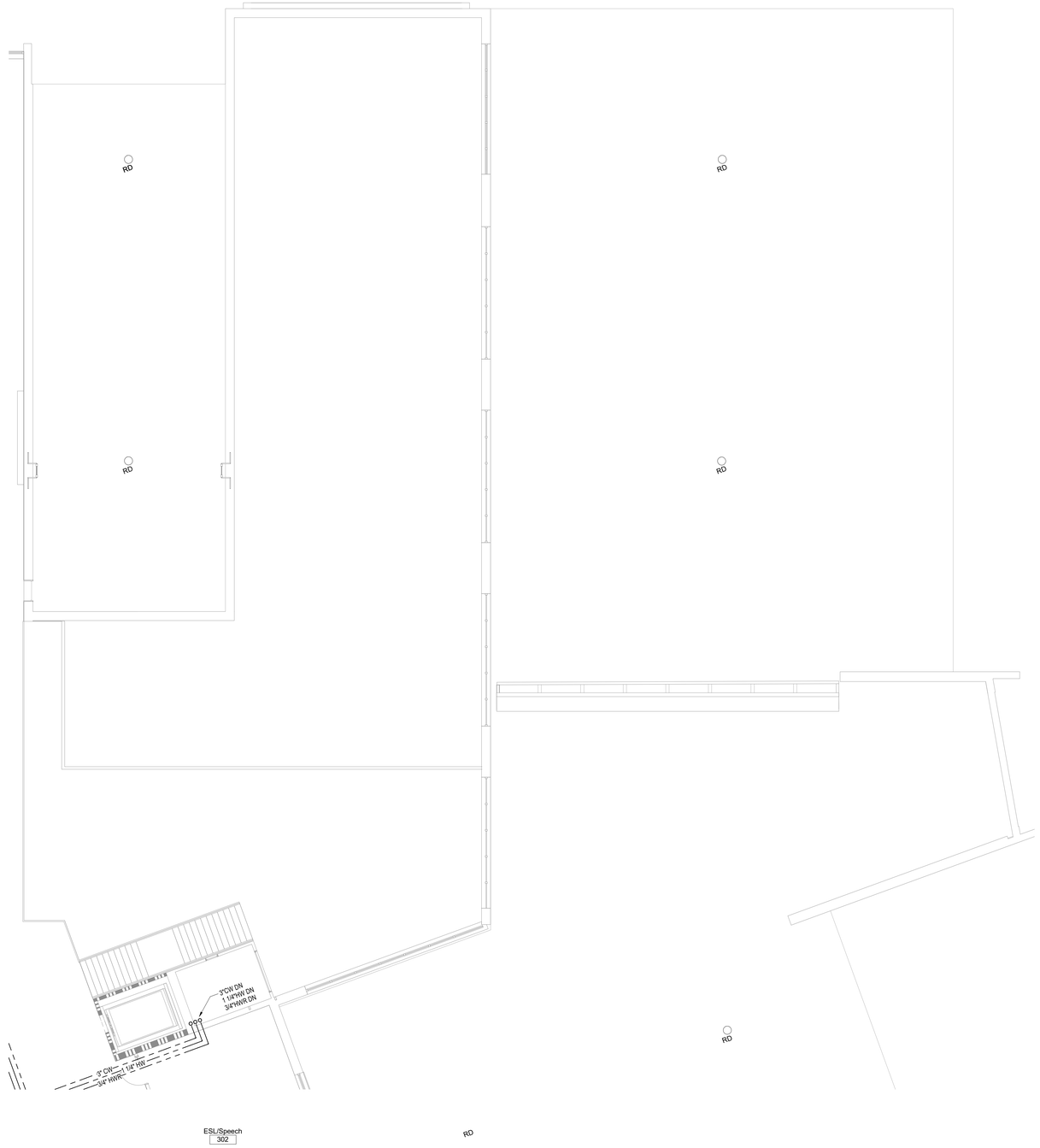

C:\Users\nkim\Documents\18400 MEP_nkim.rvt
1/24/2020 11:06:43 AM

Finegold Alexander Architects

PROJECT TEAM:

OWNER:
Leicester Public School
3 Washburn Sq. 3rd Floor
Leicester, MA 01524

Structural Engineer
RSE Associates, Inc.
63 Pleasant St. Ste. 200
Watertown, MA 02472
T: 617.926.9300

MPFP Engineer
BLW Engineers, Inc.
311 Great Road, Post Office Box 1551
Littleton, MA 01460
T: 978.486.4301

Landscape Architect
Warner Larson Landscape Architects
130 West Broadway
Boston, MA 02127
T: 617.464.1440

Electrical Engineer
ART Engineering
38 Front St. Flr 3
Worcester, MA 01608
T: 508.797.7071

Civil Engineer
Nitsch Engineering
2 Center Plaza, Suite 430
Boston, MA 02108
T: 617.338.0063

Geotechnical Engineer
McPhail Associates, LLC
2269 Massachusetts Ave.
Cambridge, MA 02140
T: 617.868.1420

Code Consultant
Jensen Hughes
1 Lincoln St.
Boston, MA 02111
T: 508.538.9409

Kitchen Consultant
Crabtree McGrath Associates, Inc.
161 West Main Street
Georgetown, MA 01833
T: 978.352.8500

Owners Project Manager
NV5
70 Fargo Street, Suite 800
Boston, MA 02210

KEY PLAN:

NORTH

SEAL:

Preliminary
Not For
Construction

PROJECT INFORMATION:

Leicester Middle School

70 Winslow Ave.
Leicester, MA 01524

PROJECT #: 201601510015
PROJECT ISSUE DATE: 02/13/2020
PROJECT STATUS: Schematic Design

SHEET NAME:

PLUMBING
THIRD FLOOR PARTIAL PLAN - PART C

DRAWING HISTORY:

NO.	DATE	DESCRIPTION

SHEET #:

P133

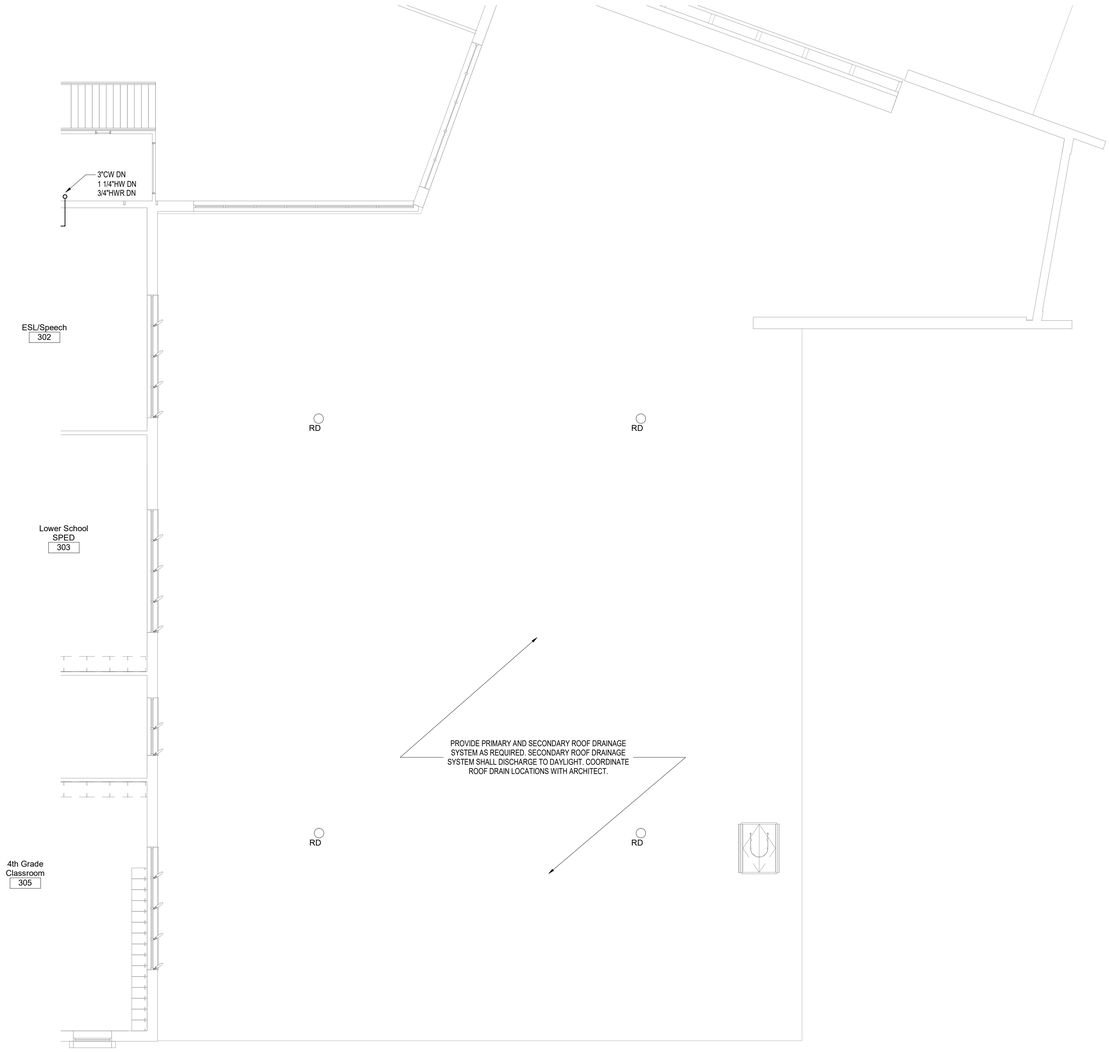

C:\Users\rkim\Documents\18400 MEP_rkim.rvt
1/24/2020 11:06:45 AM

Finegold Alexander Architects

PROJECT TEAM:

OWNER:
Leicester Public School
3 Washburn Sq. 3rd Floor
Leicester, MA 01524

Structural Engineer
RSE Associates, Inc.
63 Pleasant St. Ste. 200
Watertown, MA 02472
T: 617.926.9300

MPFP Engineer
BLW Engineers, Inc.
311 Great Road, Post Office Box 1551
Littleton, MA 01460
T: 978.486.4301

Landscape Architect
Warner Larson Landscape Architects
130 West Broadway
Boston, MA 02127
T: 617.464.1440

Electrical Engineer
ART Engineering
38 Front St. Flr 3
Worcester, MA 01608
T: 508.797.7071

Civil Engineer
Nitsch Engineering
2 Center Plaza, Suite 430
Boston, MA 02108
T: 617.338.0063

Geotechnical Engineer
McPhail Associates, LLC
2269 Massachusetts Ave.
Cambridge, MA 02140
T: 617.868.1420

Code Consultant
Jensen Hughes
1 Lincoln St.
Boston, MA 02111
T: 508.538.9409

Kitchen Consultant
Crabtree McGrath Associates, Inc.
161 West Main Street
Georgetown, MA 01833
T: 978.352.8500

Owners Project Manager
NV5
70 Fargo Street, Suite 800
Boston, MA 02210

KEY PLAN:

NORTH

SEAL:

Preliminary
Not For
Construction

PROJECT INFORMATION:

Leicester Middle School

70 Winslow Ave.
Leicester, MA 01524

PROJECT #: 201601510015
PROJECT ISSUE DATE: 02/13/2020
PROJECT STATUS: Schematic Design

SHEET NAME:

PLUMBING
THIRD FLOOR PARTIAL PLAN - PART D

DRAWING HISTORY:

NO.	DATE	DESCRIPTION

SHEET #:

P134

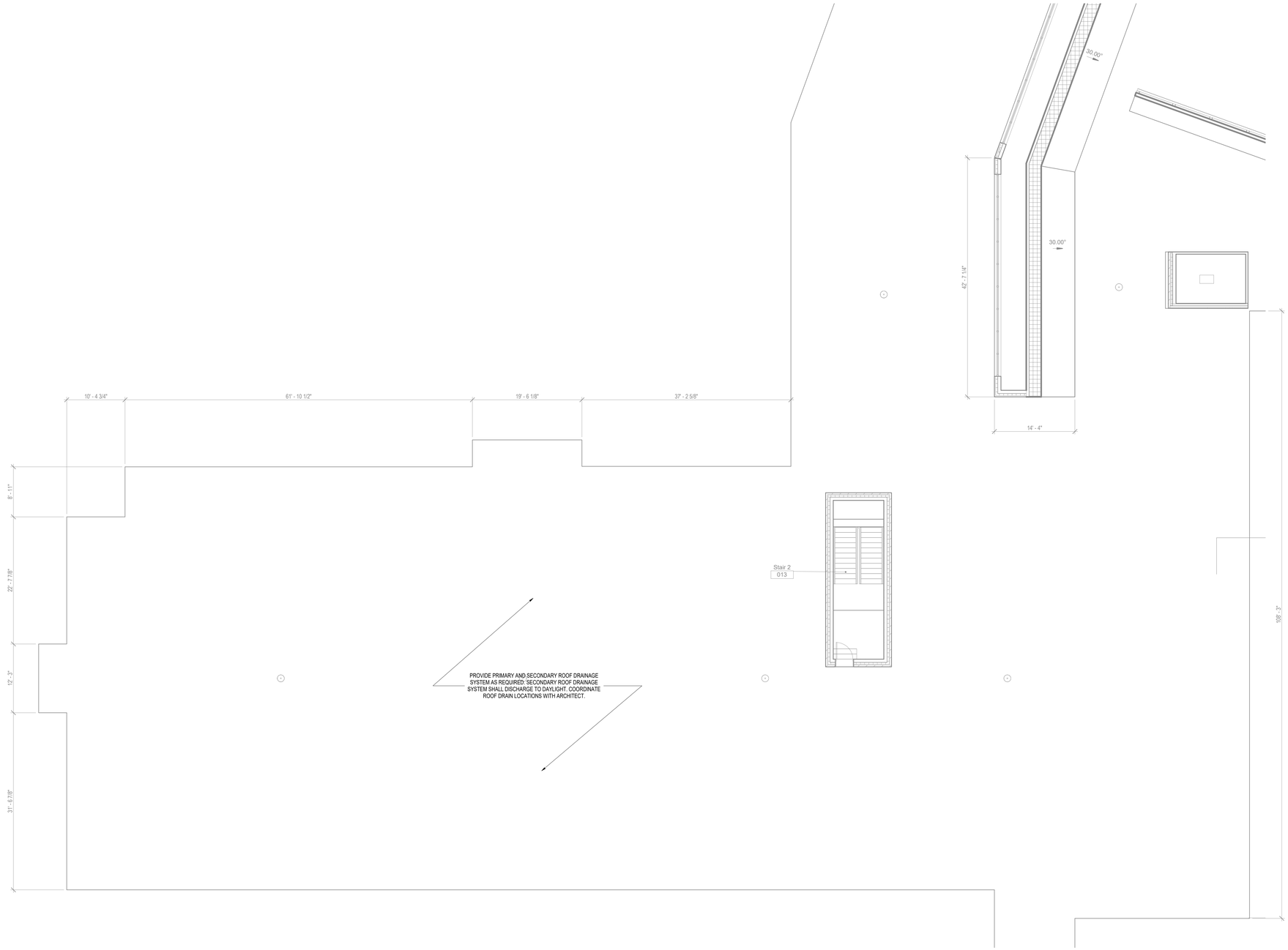

C:\Users\nkim\Documents\18400 MEP_nkim.rvt
1/24/2020 11:06:45 AM

Finegold Alexander Architects

PROJECT TEAM:

OWNER:
Leicester Public School
3 Washburn Sq. 3rd Floor
Leicester, MA 01524

Structural Engineer
RSE Associates, Inc.
63 Pleasant St. Ste. 200
Watertown, MA 02472
T: 617.926.9300

MPFP Engineer
BLW Engineers, Inc.
311 Great Road, Post Office Box 1551
Littleton, MA 01460
T: 978.486.4301

Landscape Architect
Warner Larson Landscape Architects
130 West Broadway
Boston, MA 02127
T: 617.464.1440

Electrical Engineer
ART Engineering
38 Front St. Flr 3
Worcester, MA 01608
T: 508.797.7071

Civil Engineer
Nitsch Engineering
2 Center Plaza, Suite 430
Boston, MA 02108
T: 617.338.0063

Geotechnical Engineer
McPhail Associates, LLC
2269 Massachusetts Ave.
Cambridge, MA 02140
T: 617.868.1420

Code Consultant
Jensen Hughes
1 Lincoln St.
Boston, MA 02111
T: 508.538.9409

Kitchen Consultant
Crabtree McGrath Associates, Inc.
161 West Main Street
Georgetown, MA 01833
T: 978.352.8500

Owners Project Manager
NV5
70 Fargo Street, Suite 800
Boston, MA 02210

KEY PLAN:

NORTH

SEAL:

Preliminary
Not For
Construction

PROJECT INFORMATION:

Leicester Middle School

70 Winslow Ave.
Leicester, MA 01524

PROJECT #: 201601510015
PROJECT ISSUE DATE: 02/13/2020
PROJECT STATUS: Schematic Design

SHEET NAME:

PLUMBING
ROOF PARTIAL PLAN - PART A

DRAWING HISTORY:

NO.	DATE	DESCRIPTION

SHEET #:

P141



C:\Users\nkim\Documents\18400 MEP_nkim.rvt
1/24/2020 11:06:46 AM

Finegold Alexander Architects

PROJECT TEAM:

OWNER:
Leicester Public School
3 Washburn Sq. 3rd Floor
Leicester, MA 01524

Structural Engineer
RSE Associates, Inc.
63 Pleasant St. Ste. 200
Watertown, MA 02472
T: 617.926.9300

MPFP Engineer
BLW Engineers, Inc.
311 Great Road, Post Office Box 1551
Littleton, MA 01460
T: 978.486.4301

Landscape Architect
Warner Larson Landscape Architects
130 West Broadway
Boston, MA 02127
T: 617.464.1440

Electrical Engineer
ART Engineering
38 Front St. Flr 3
Worcester, MA 01608
T: 508.797.7071

Civil Engineer
Nitsch Engineering
2 Center Plaza, Suite 430
Boston, MA 02108
T: 617.338.0063

Geotechnical Engineer
McPhail Associates, LLC
2269 Massachusetts Ave.
Cambridge, MA 02140
T: 617.868.1420

Code Consultant
Jensen Hughes
1 Lincoln St.
Boston, MA 02111
T: 508.538.9409

Kitchen Consultant
Crabtree McGrath Associates, Inc.
161 West Main Street
Georgetown, MA 01833
T: 978.352.8500

Owners Project Manager
NV5
70 Fargo Street, Suite 800
Boston, MA 02210

KEY PLAN:

NORTH

SEAL:

Preliminary
Not For
Construction

PROJECT INFORMATION:

Leicester Middle School

70 Winslow Ave.
Leicester, MA 01524

PROJECT #: 201601510015
PROJECT ISSUE DATE: 02/13/2020
PROJECT STATUS: Schematic Design

SHEET NAME:

PLUMBING
ROOF PARTIAL PLAN - PART B

DRAWING HISTORY:

NO.	DATE	DESCRIPTION

SHEET #:

P142

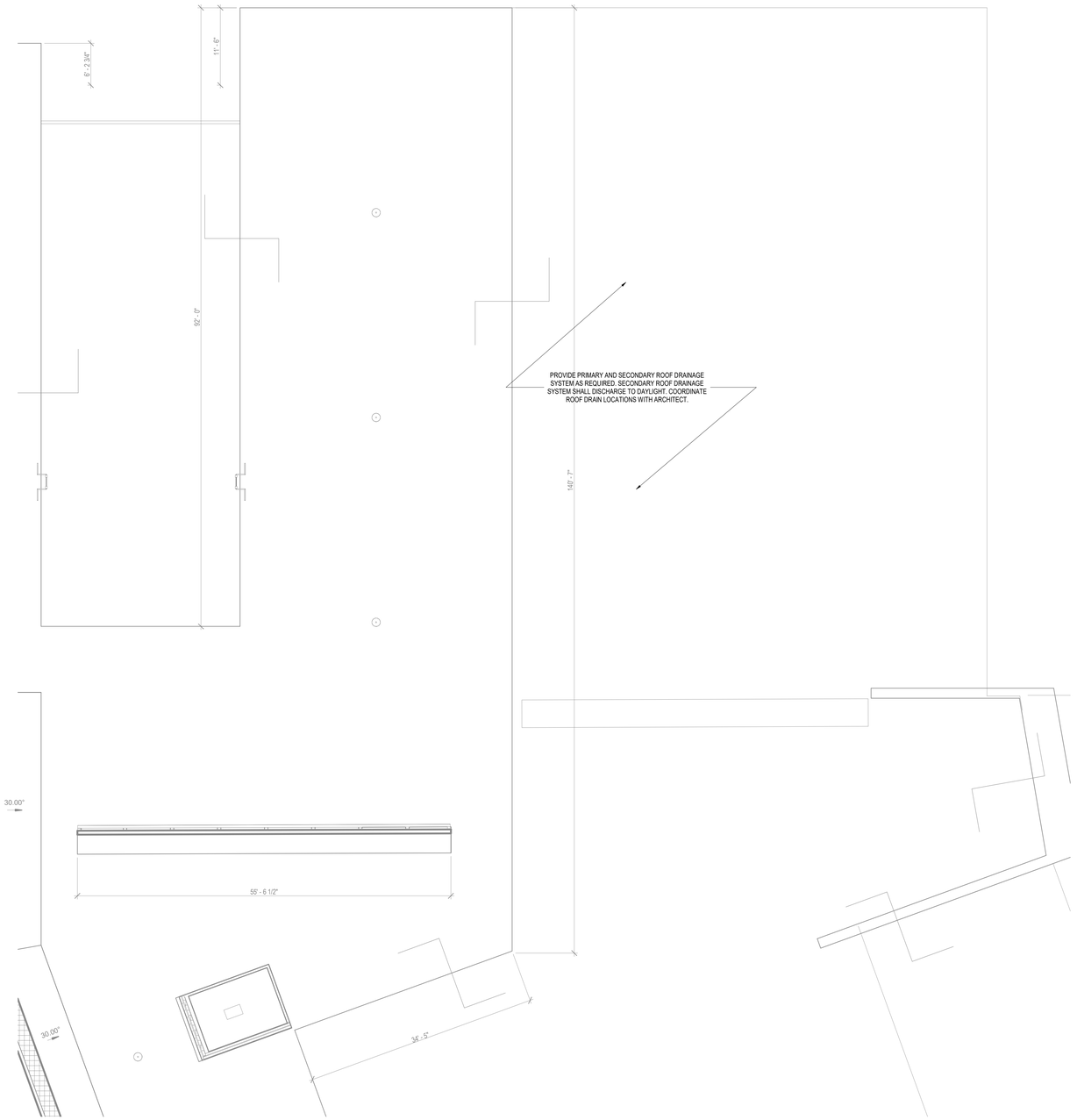

C:\Users\nkim\Documents\18400 MEP_nkim.rvt
1/24/2020 11:06:47 AM

Finegold Alexander Architects

PROJECT TEAM:

OWNER:
Leicester Public School
3 Washburn Sq. 3rd Floor
Leicester, MA 01524

Structural Engineer
RSE Associates, Inc.
63 Pleasant St. Ste. 200
Watertown, MA 02472
T: 617.926.9300

MPFP Engineer
BLW Engineers, Inc.
311 Great Road, Post Office Box 1551
Littleton, MA 01460
T: 978.486.4301

Landscape Architect
Warner Larson Landscape Architects
130 West Broadway
Boston, MA 02127
T: 617.464.1440

Electrical Engineer
ART Engineering
38 Front St. Flr 3
Worcester, MA 01608
T: 508.797.7071

Civil Engineer
Nitsch Engineering
2 Center Plaza, Suite 430
Boston, MA 02108
T: 617.338.0063

Geotechnical Engineer
McPhail Associates, LLC
2269 Massachusetts Ave.
Cambridge, MA 02140
T: 617.868.1420

Code Consultant
Jensen Hughes
1 Lincoln St.
Boston, MA 02111
T: 508.538.9409

Kitchen Consultant
Crabtree McGrath Associates, Inc.
161 West Main Street
Georgetown, MA 01833
T: 978.352.8500

Owners Project Manager
NV5
70 Fargo Street, Suite 800
Boston, MA 02210

KEY PLAN:

NORTH

SEAL:

Preliminary
Not For
Construction

PROJECT INFORMATION:

Leicester Middle School

70 Winslow Ave.
Leicester, MA 01524

PROJECT #: 201601510015
PROJECT ISSUE DATE: 02/13/2020
PROJECT STATUS: Schematic Design

SHEET NAME:

PLUMBING
ROOF PARTIAL PLAN - PART C

DRAWING HISTORY:

NO.	DATE	DESCRIPTION

SHEET #:

P143

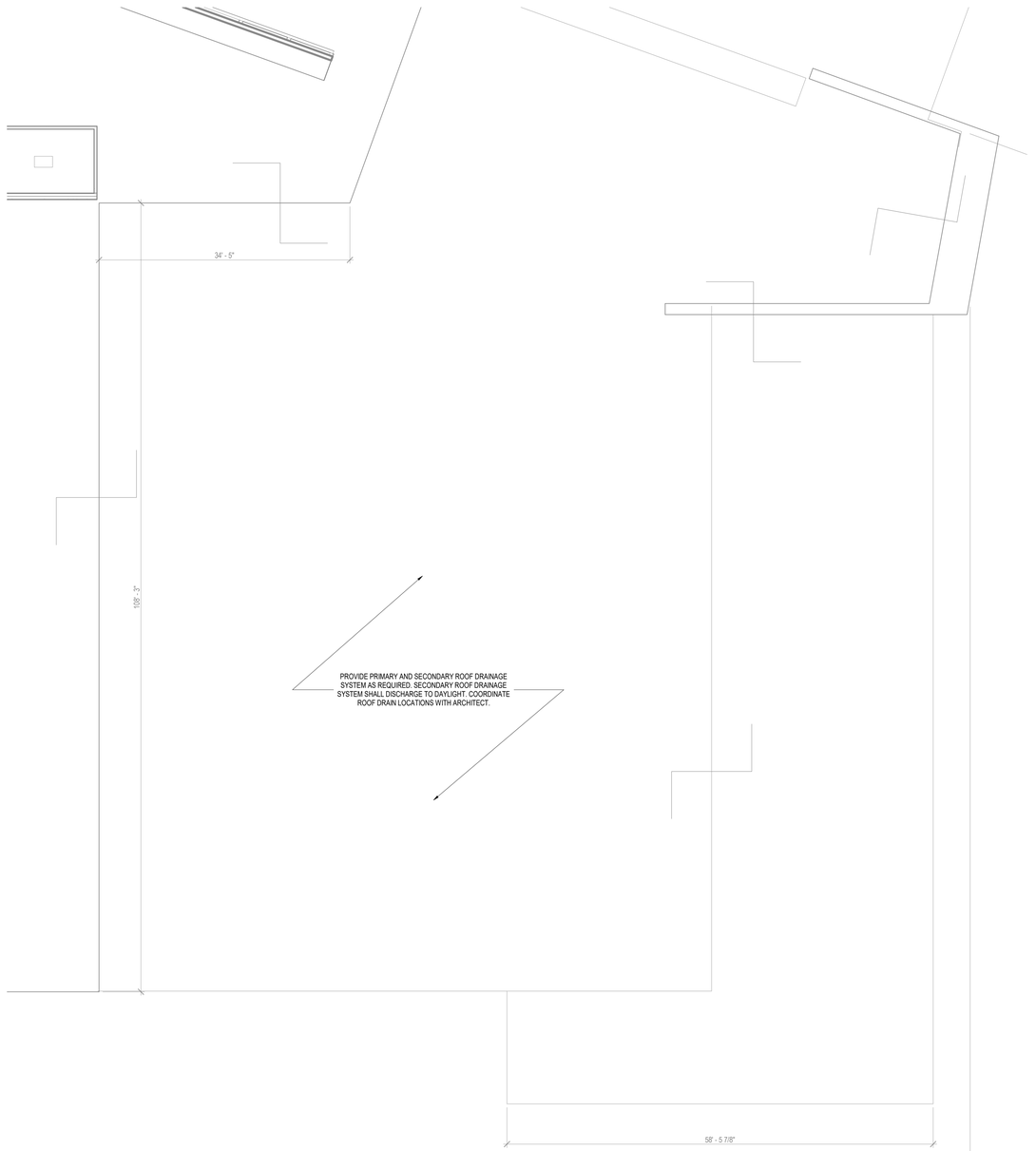

Finegold Alexander Architects

PROJECT TEAM:

OWNER:
Leicester Public School
3 Washburn Sq. 3rd Floor
Leicester, MA 01524

Structural Engineer
RSE Associates, Inc.
63 Pleasant St. Ste. 200
Watertown, MA 02472
T: 617.926.9300

MPFP Engineer
BLW Engineers, Inc.
311 Great Road, Post Office Box 1551
Littleton, MA 01460
T: 978.486.4301

Landscape Architect
Warner Larson Landscape Architects
130 West Broadway
Boston, MA 02127
T: 617.464.1440

Electrical Engineer
ART Engineering
38 Front St. Flr 3
Worcester, MA 01608
T: 508.797.7071

Civil Engineer
Nitsch Engineering
2 Center Plaza, Suite 430
Boston, MA 02108
T: 617.338.0063

Geotechnical Engineer
McPhail Associates, LLC
2269 Massachusetts Ave.
Cambridge, MA 02140
T: 617.868.1420

Code Consultant
Jensen Hughes
1 Lincoln St.
Boston, MA 02111
T: 508.538.9409

Kitchen Consultant
Crabtree McGrath Associates, Inc.
161 West Main Street
Georgetown, MA 01833
T: 978.352.8500

Owners Project Manager
NV5
70 Fargo Street, Suite 800
Boston, MA 02210

KEY PLAN:

NORTH

SEAL:

Preliminary
Not For
Construction

PROJECT INFORMATION:

Leicester Middle School

70 Winslow Ave.
Leicester, MA 01524

PROJECT #: 201601510015
PROJECT ISSUE DATE: 02/13/2020
PROJECT STATUS: Schematic Design

SHEET NAME:

PLUMBING
ROOF PARTIAL PLAN - PART D

DRAWING HISTORY:

NO.	DATE	DESCRIPTION

SHEET #:

P144

C:\Users\nkim\Documents\18400 MEP_nkim.rvt
1/24/2020 11:06:48 AM

PIPING LEGEND

LPS	LPS	LOW PRESSURE STEAM
LPC	LPC	LOW PRESSURE STEAM CONDENSATE
MPS	MPS	MEDIUM PRESSURE STEAM
MPC	MPC	MEDIUM PRESSURE STEAM CONDENSATE
HPS	HPS	HIGH PRESSURE STEAM
HPC	HPC	HIGH PRESSURE STEAM CONDENSATE
HCS	HCS	HOT/CHILLED WATER SUPPLY
HCR	HCR	HOT/CHILLED WATER RETURN
HWS	HWS	HOT WATER SUPPLY
HWR	HWR	HOT WATER RETURN
CHS	CHS	CHILLED WATER SUPPLY
CHR	CHR	CHILLED WATER RETURN
CWS	CWS	CONDENSER WATER SUPPLY
CWR	CWR	CONDENSER WATER RETURN
GS	GS	GLYCOL SUPPLY
GR	GR	GLYCOL RETURN
RS	RS	REFRIGERANT SUCTION
RL	RL	REFRIGERANT LIQUID
RHG	RHG	REFRIGERANT HOT GAS
D	D	A.C. CONDENSATE DRAIN
MUW	MUW	MAKE UP WATER
PC	PC	PUMPED CONDENSATE
CF	CF	CHEMICAL FEED
FOS	FOS	FUEL OIL SUPPLY
FOR	FOR	FUEL OIL RETURN
FOV	FOV	FUEL OIL VENT
V	V	VENT
		PIPING TO BE REMOVED
		EXISTING PIPING TO REMAIN
		PIPE OFF BOTTOM
		PIPE OFF TOP
		RUN-OUT OFF TOP
		RUN-OUT OFF BOTTOM
		BRANCH CONNECTION (DIRECTION TO BE FIELD DETERMINED)
		PIPE UP
		PIPE DOWN
		STUB UP TO TERMINAL
		DIRECTION OF FLOW
		PIPE BREAK
		DRAIN PIPE PITCH AND FLOW

VALVE LEGEND

	IS	ISOLATION VALVE REFER TO DETAILS AND SPEC.
	GV	GATE VALVE
	GLV	GLOBE VALVE
	BLV	BALL VALVE
	BFV	BUTTERFLY VALVE
	DV	DRAIN VALVE
	SCV	SWING CHECK VALVE
	LCV	LIFT CHECK VALVE
	BC	BALANCE COCK
	BV	BALANCE VALVE
	PRV	PRESSURE REDUCING VALVE
	RV	RELIEF VALVE
	ACV	TWO WAY AUTOMATIC CONTROL VALVE
	ACV	THREE WAY AUTOMATIC CONTROL VALVE
	SC	SELF CONTAINED CONTROL VALVE
		UNION
	FLG	FLANGE
	PLS	PIPE LINE STRAINER
	BKS	BASKET STRAINER
	CRD	CONCENTRIC REDUCER (ENLARGER)
	ERD	ECCENTRIC REDUCER (ENLARGER)
	TRM	THERMOMETER
	PG	PRESSURE GAUGE
	FSW	FLOW SWITCH
AV	AAV	AUTOMATIC AIR VENT
	MAV	MANUAL AIR VENT
	FMS	FLOW MEASURE STATION
	AN	PIPE ANCHOR
	GD	PIPE GUIDE
	EC	EXPANSION COMPENSATOR
	PFC	PIPE FLEXIBLE CONNECTION
	PT	PRESSURE/TEMPERATURE PLUG
		PIPE CAP
		STRAINER WITH DRAIN VALVE AND CAP
AV		MANUAL AIR VENT
		TRIPLE DUTY VALVE
		HOSE END DRAIN VALVE

DUCTWORK LEGEND

12"x8"	RECTANGULAR DUCTWORK - FIRST DIMENSION IS SIDE SHOWN (IN.)
12"Ø	ROUND DUCTWORK - DIMENSION IS DUCT DIAMETER (IN.)
EX. 12"x8"	EXISTING DUCTWORK
	EXISTING DUCTWORK TO BE REMOVED
	RECTANGULAR SUPPLY DUCTWORK UP
	RECTANGULAR SUPPLY DUCTWORK DOWN
	RECTANGULAR RETURN/EXHAUST DUCTWORK UP
	RECTANGULAR RETURN/EXHAUST DUCTWORK DOWN
	ROUND DUCTWORK UP
	ROUND DUCTWORK DOWN
	BEAM PENETRATION BY DUCTWORK
	CAPPED DUCTWORK
	ACOUSTICALLY LINED DUCTWORK
	FLEXIBLE CONNECTION
	RECTANGULAR TRANSITION
	RECTANGULAR TO ROUND DUCTWORK TRANSITION
	MITERED ELBOW WITH TURNING VANES
UP	CHANGE OF ELEVATION UP IN DIRECTION OF AIRFLOW
DN	CHANGE OF ELEVATION DOWN IN DIRECTION OF AIRFLOW
	NEW SUPPLY DUCTWORK - SINGLE LINE
	NEW RETURN/EXHAUST DUCTWORK - SINGLE LINE
	EXISTING DUCTWORK - SINGLE LINE
	EXISTING DUCTWORK TO BE REMOVED - SINGLE LINE
	RECTANGULAR SUPPLY DUCTWORK UP - SINGLE LINE
	RECTANGULAR SUPPLY DUCTWORK DOWN - SINGLE LINE
	RECTANGULAR RETURN/EXHAUST DUCTWORK UP - SINGLE LINE
	RECTANGULAR RETURN/EXHAUST DUCTWORK DOWN - SINGLE LINE
	ROUND DUCTWORK UP - SINGLE LINE
	ROUND DUCTWORK DOWN - SINGLE LINE
	FLEXIBLE DUCTWORK - SINGLE LINE (MAX. LENGTH 5'-0")
	DUCTWORK TRANSITION - SINGLE LINE
	ACOUSTICALLY LINED DUCTWORK - SINGLE LINE
	1/2" WIRE MESH SCREEN (ON OPEN END DUCT)

DAMPERS

M	ACD	MOTORIZED OR AUTOMATIC CONTROL DAMPER
S	SD	SMOKE DAMPER
BD	BD	BACK DRAFT DAMPER
FD	FD	FIRE DAMPER
FS	FS	FIRE & SMOKE DAMPER
VD	VD	VOLUME DAMPER

CONTROL SCHEMATIC LEGEND

CO	CO SENSOR
CO2	CO2 SENSOR
HS	HUMIDITY SENSOR
TS	TEMPERATURE SENSOR
SP	STATIC PRESSURE SENSOR
DPS	DIFFERENTIAL PRESSURE SENSOR
T	HEAT/COOL THERMOSTAT
T R	REVERSE ACTING THERMOSTAT
	SWITCH CONTROLLER
C	TIME CLOCK CONTROLLER
H	HUMIDITY SENSOR
TS	TEMPERATURE SENSOR
FS	FLOW SWITCH
F	FLOW RATE SENSOR
DPS	DIFFERENTIAL PRESSURE SENSOR
DPS	DIFFERENTIAL PRESSURE SWITCH
HHL	HIGH HUMIDITY LIMIT SWITCH
SPH	HIGH STATIC PRESSURE SWITCH, MANUAL RESET
SPL	LOW STATIC PRESSURE SWITCH, MANUAL RESET
FZ	FREEZESTAT
HLT	HIGH LIMIT THERMOSTAT
E1	ENTHALPY CONTROL
AFS	AIR FLOW MEASURING STATION
VFD	VARIABLE FREQUENCY DRIVE
DPS	DIFFERENTIAL PRESSURE SENSOR
DSD	DUCT SMOKE DETECTOR
F	FREEZE STAT
	FILTER GAUGE
	CAPILLARY TUBE
	NORMALLY OPEN CONTACT
	NORMALLY CLOSED CONTACT
	CONTROL LINE

DRAWING NOTES

10"Ø, 12"x12" SG-A, RG-A or EG-A
200 CFM
(TYP. OF 3)
- NECK SIZE OR LENGTH IF LINEAR DIFFUSER
- SUPPLY/RETURN/EXHAUST REGISTER OR GRILLE
- AIR VOLUME (CFM)
- QUANTITY

12"x12", SD
200 CFM
(TYP. OF 3)
- NECK SIZE OR LENGTH IF LINEAR DIFFUSER
- SUPPLY DIFFUSER DESIGNATION
- AIR VOLUME (CFM)
- QUANTITY

ACCU-1 — EQUIPMENT DESIGNATION

1 — DRAWING REVISION NOTE

1 — DRAWING WORK NOTE

1 — DRAWING WORK NOTE

1 — DRAWING WORK NOTE

CONNECT TO EXISTING

CAP EXISTING

LIMIT OF DEMOLITION

REVISION CLOUD

EQUIPMENT TAGS

AC	COMPUTER ROOM AIR CONDITIONING UNIT
ACCU	AIR COOLED CONDENSING UNIT
AFS	AIR FLOW STATION
AHU	AIR HANDLING UNIT
ARC	AIR COOLED REFRIGERANT CONDENSER
B	BOILER
CH	CHILLER
CP	CONDENSATE PUMP
CT	COOLING TOWER
CUH	CABINET UNIT HEATER (STEAM OR WATER)
CV	CONVECTOR
DC	DRY COOLER
DH	DUCT HEATING COIL
EB	ELECTRIC BASEBOARD
EC	EVAPORATIVE COOLER
EG	EXHAUST GRILLE
EH	EXHAUST HOOD
ER	EXHAUST REGISTER
F	FAN (GENERIC)
FB	FILTER BOX
FCU	FAN COIL UNIT
FP	FAN POWERED AIR TERMINAL
FTR	FIN TUBE RADIATION
H	HUMIDIFIER
HP	WATER SOURCE HEAT PUMP
HX	HEAT EXCHANGER
LU	LOUVER
MUA	GAS FIRED MAKE-UP AIR UNIT
P	PUMP
RG	RETURN GRILLE
RR	RETURN REGISTER
RH/IH	RELIEF HOOD/INTAKE HOOD
RTU	ROOFTOP UNIT
SA	SOUND ATTENUATOR
SD	SUPPLY DIFFUSER
SG	SUPPLY GRILLE
SR	SUPPLY REGISTER
UH	UNIT HEATER
UV	UNIT VENTILATOR
V	VARIABLE AIR VOLUME BOX
VI	VIBRATION ISOLATION
WFS	WATER FLOW STATION

AIR DEVICE LEGEND

	SG	SIDEWALL SUPPLY REGISTER
	SD	SUPPLY DIFFUSER
	RG	RETURN GRILLE
	EG	EXHAUST REGISTER OR GRILLE
	EG/RG	SIDEWALL EXHAUST/RETURN REGISTER
	SD-7-4	SUPPLY AIR DIFFUSER 4-WAY BLOW
	SD-7-3	SUPPLY AIR DIFFUSER 3-WAY BLOW
	SD-7-2A	SUPPLY AIR DIFFUSER 2-WAY BLOW
	SD-7-2B	SUPPLY AIR DIFFUSER 2-WAY BLOW
	SD/R	SUPPLY DIFFUSER OR REGISTER BELOW DUCT
	RG	RETURN REGISTER OR GRILLE BELOW DUCT
	EG	EXHAUST REGISTER OR GRILLE BELOW DUCT
		SUPPLY AIR
		RETURN OR EXHAUST AIR
U		UNDERCUT DOORWAY (BY G.C.)
DL		DOOR LOUVER (BY G.C.)

ABBREVIATIONS

AAV		AUTOMATIC AIR VENT
ACC		AIR COOLED CONDENSER
AD		ACCESS DOOR
AFF		ABOVE FINISHED FLOOR
AP		ACCESS PANEL
ARCH.		ARCHITECT
AS		AIR SEPARATOR
ATC		AUTOMATIC TEMPERATURE CONTROL
BOD		BOTTOM OF DUCT
BTU		BRITISH THERMAL UNIT
BTUH		BRITISH THERMAL UNIT PER HOUR
C		CLOSED
CA		COMBUSTION AIR
CAP		CAPACITY
CAR		COMBUSTION AIR RELIEF
CAS		COMBUSTION AIR SUPPLY
CC		COOLING COIL
CD		CEILING DIFFUSER
CFM		CUBIC FEET PER MINUTE
CO		CLEAN OUT
CONN.		CONNECT
CONTR		CONTRACTOR
CP		CONTROL PANEL
CT		CURRENT TRANSFORMER
CV		CONTROL VALVE
DB		DRY BULB TEMPERATURE (°F)
DDC		DIRECT DIGITAL CONTROL
DIA.		DIAMETER
DN		DOWN
DO		DIGITAL OUTPUT
DR		DRAIN
DSF		DESTRATIFICATION FAN
DWG		DRAWING
EA.		EACH
EA		EXHAUST AIR
EAT		ENTERING AIR TEMPERATURE
EC		ELECTRICAL CONTRACTOR
ECU		EVAPORATIVE CONDENSING UNIT
EF		EXHAUST FAN
EG		EXHAUST AIR GRILLE
EL		EXPANSION LOOP
EMS		ENERGY MANAGEMENT SYSTEM
ER		EXHAUST AIR REGISTER
ERV		EXHAUST ROOF VENT
ESP		EXTERNAL STATIC PRESSURE
ET		EXPANSION TANK
ETBR		EXISTING TO BE REMOVED
ETR		EXISTING TO REMAIN
EUH		ELECTRIC UNIT HEATER
EWT		ENTERING WATER TEMPERATURE
EX.		EXISTING
EXH		EXHAUST
FA		FREE AREA
FAI		FRESH AIR INTAKE
FLA		FULL LOAD AMPS
FLD		FLOOR DRAIN
FPI		FINS PER INCH
FPM		FEET PER MINUTE
FSD		COMBINATION FIRE AND SMOKE DAMPER
FT		FEET
GAL		GALLONS
GC		GENERAL CONTRACTOR
GE		GENERAL EXHAUST
GPM		GALLONS PER MINUTE
GUH		GAS FIRED UNIT HEATER
HC		HEATING COIL
HE		HOOD EXHAUST
HEF		HOOD EXHAUST FAN
HP		HORSE POWER
HSF		HOOD SUPPLY FAN
HVAC		HEATING, VENTILATION AND AIR CONDITIONING
IH		INTAKE HOOD
IN		INCHES
ID		INSIDE DIAMETER
KE		KITCHEN EXHAUST
KW		KILOWATTS
LAT		LEAVING AIR TEMPERATURE
LD		LOUVERED DOOR
LWT		LEAVING WATER TEMPERATURE
MBH		THOUSANDS OF BRITISH THERMAL UNITS PER HOUR
NC		NORMALLY CLOSED
NIC		NOT IN CONTRACT
NO		NORMALLY OPEN
NTS		NOT TO SCALE
OA		OUTSIDE AIR
OAT		OUTSIDE AIR TEMPERATURE
OBD		OPPOSED BLADE DAMPER
OD		OUTSIDE DIAMETER
PC		PLUMBING CONTRACTOR
PD		PRESSURE DROP
PSI		POUNDS PER SQUARE INCH
RA		RETURN AIR
REF		ROOF EXHAUST FAN
RF		RETURN FAN
RG		RETURN AIR GRILLE
RM		ROOM
RR		RETURN AIR REGISTER
SA		SUPPLY AIR
SAT		SUPPLY AIR TEMPERATURE
SF		SQUARE FEET
SP		STATIC PRESSURE
SPD		SPEED
SR		SUPPLY AIR REGISTER
SS		STAINLESS STEEL
TA		TRANSFER AIR
TD		TRANSFER AIR DUCT
TE		TOILET EXHAUST
TEF	TG	TOILET EXHAUST FAN TRANSFER AIR GRILLE

ABBREVIATIONS

TSTAT	THERMOSTAT
TYP	TYPICAL
UC	UNDERCUT DOOR
VAV	VARIABLE AIR VOLUME
VB	VACUUM BREAKER
VFD	VARIABLE FREQUENCY DRIVE
WB	WET BULB TEMPERATURE (°F)
WH	WALL HEATER
WM	WIRE MESH SCREEN

GENERAL NOTES

1. MECHANICAL WORK INDICATED IS DIAGRAMMATIC. EXACT LOCATIONS OF ALL COMPONENTS ARE TO BE DETERMINED IN THE FIELD (SPACING SUBJECT TO ARCHITECT'S REVIEW AND APPROVAL) TO AVOID CONFLICT WITH OTHER TRADES AND EXISTING SITE CONDITIONS.
2. THE CONTRACTOR SHALL VISIT AND CAREFULLY EXAMINE THE SITE TO IDENTIFY EXISTING CONDITIONS AND DIFFICULTIES THAT WILL AFFECT THE WORK OF THIS SECTION. REPORT IN WRITING TO THE ARCHITECT CONDITIONS WHICH MIGHT ADVERSELY AFFECT WORK. NO EXTRA PAYMENT WILL BE PROVIDED FOR ADDITIONAL WORK CAUSED BY UNFAMILIARITY WITH SITE CONDITIONS THAT ARE VISIBLE OR READILY CONSTRUED BY AN EXPERIENCED OBSERVER.
3. WORK REQUIRING INTERRUPTION OF BUILDING SERVICES SHALL BE CAREFULLY REVIEWED AND COORDINATED WITH THE OWNER TO MINIMIZE FREQUENCY AND DURATION OF SERVICE INTERRUPTIONS.
4. REFER TO ARCHITECTURAL PLANS FOR EXACT LOCATION OF CEILING GRID, DIFFUSERS, AND GRILLES.
5. ALL INSTALLATIONS SHALL PERMIT AND PROVIDE ACCESSIBILITY FOR SERVICE AND REPLACEMENT OF ALL NEW EQUIPMENT AND EXISTING EQUIPMENT IMPACTED BY THIS WORK.
6. COORDINATE ALL OPENINGS IN FLOORS WITH STRUCTURAL DRAWINGS AND GENERAL CONTRACTOR.
7. COORDINATE ALL ROOF OPENINGS WITH ARCHITECT AND STRUCTURAL ENGINEER.
8. REFER TO STRUCTURAL FRAMING PLANS FOR EXACT LOCATION OF ALL ROOF MOUNTED EQUIPMENT.
9. ALL MECHANICAL EQUIPMENT, PIPING, AND DUCTWORK SHALL BE INSTALLED IN ACCORDANCE WITH THE REQUIREMENTS OF GOVERNING LOCAL, STATE, AND FEDERAL SEISMIC CODES. PARTICULAR ATTENTION SHALL BE MADE TO VIBRATION ISOLATION, ANCHORING, AND BALANCING REQUIREMENTS.
10. PROVIDE SMOKE DETECTORS AND SMOKE DAMPERS WHERE SHOWN ON THE MECHANICAL DRAWINGS. COORDINATE THE QUANTITY AND EXACT LOCATION WITH ACTUAL SHEET METAL SHOP DRAWINGS, TO BE PRODUCED BY MECHANICAL CONTRACTOR, AND APPROVED BY ENGINEER. PROVIDE SMOKE DETECTORS AND SMOKE DAMPERS IN BOTH SUPPLY AND RETURN DUCTS ON ALL AIR HANDLERS AS SHOWN IN MECHANICAL DRAWINGS.
11. ALL DUCTWORK SHALL BE INSTALLED IN ACCORDANCE WITH CODES AND STANDARDS SET FORTH IN NFPA, SMACNA, AND ASHRAE FOR MEDIUM AND LOW PRESSURE DUCTWORK SYSTEMS.
12. ALL EXPOSED DUCTWORK SHALL BE PAINTED TO MATCH CEILING. REFER TO ARCHITECTURAL DRAWINGS.
13. PROVIDE MANUAL VOLUME DAMPERS AT ALL BRANCH DUCTS FOR AIR BALANCING.
14. ALL SHEET METAL PLENUMS AT OUTSIDE AIR LOUVERS SHALL BE INSULATED WITH RIGID INSULATION, AS PER SPECIFICATION.
15. RUN-OUTS TO RETURN AND EXHAUST REGISTERS, OR GRILLES ABOVE GYP BOARD CEILINGS, SHALL BE RIGID DUCTED. NO FLEXIBLE DUCT WORK SHALL BE ALLOWED ON RETURN OR EXHAUST REGISTERS.
16. ALL DUCTS, PIPES, AND EQUIPMENT SHALL BE INDEPENDENTLY SUPPORTED FROM THE BUILDING STRUCTURE WITH PROPER ALLOWANCES FOR CONTRACTION, EXPANSION, AND VIBRATION ELIMINATION.
17. PROVIDE COPPER 1" RUN-OUTS TO HOT WATER REHEAT COILS, CABINET HEATERS AND UNIT HEATERS UNLESS NOTED OTHERWISE.
18. PROVIDE SWING JOINTS AT ALL BRANCH CONNECTIONS TO HYDRONIC EQUIPMENT.
19. ROOM THERMOSTATS SHALL BE MOUNTED 4'-6" ABOVE FINISHED FLOOR UNLESS OTHERWISE SHOWN OR DIRECTED.
20. COORDINATE EXACT LOCATION OF UNIT HEATERS WITHIN ELECTRIC ROOMS WITH ELECTRICAL CONTRACTOR.
21. REFER TO SPECIFICATIONS FOR TYPE OF VALVE TO BE USED. VALVES ARE SHOWN ON PLANS FOR PLACEMENT ONLY.
22. ALL DUCT DIMENSIONS SHOWN ARE INSIDE CLEAR FREE AREA REQUIRED.
23. ALL DIFFUSER, REGISTER, AND GRILLE SIZES INDICATED ON FLOOR PLANS ARE NECK SIZE REQUIRED.
24. ALL PIPING IS TO BE SLOPED A MINIMUM OF 1/4" PER HUNDRED FEET IN THE DIRECTION OF DRAINAGE.
25. NOT ALL SYMBOLS OR ABBREVIATIONS ARE USED ON THIS PROJECT.
26. COORDINATE ENTIRE INSTALLATION WITH THE WORK OF ALL OTHER TRADES PRIOR TO ANY FABRICATION OR INSTALLATIONS.
27. OBTAIN ALL REQUIRED PERMITS AND PAY ALL FEES RELATED TO SAME.
28. ALL PIPING AND DUCTWORK SHOWN IS DIAGRAMMATIC ONLY. DETERMINE THE EXACT LOCATION IN THE FIELD.
29. REVIEW ALL ARCHITECTURAL, STRUCTURAL, PLUMBING, ELECTRICAL, FIRE PROTECTION AND SITE DRAWINGS BEFORE STARTING ANY WORK TO BECOME FAMILIAR WITH THE DETAILS OF CONSTRUCTION, AND COORDINATE WITH OTHER TRADES.
30. OBTAIN ALL REQUIRED PERMITS AND PAY ALL FEES RELATED TO SAME.
31. PROVIDE ALL NECESSARY PIPING, EQUIPMENT AND SUPPORTS AS WELL AS ANY ADDITIONAL EQUIPMENT, ETC. NOT SHOWN ON THE DRAWINGS OR CALLED FOR IN THE SPECIFICATIONS BUT NECESSARY TO PROVIDE COMPLETE AND WORKABLE SYSTEMS.
32. PROVIDE ACCESS TO ALL EQUIPMENT REQUIRING PERIODIC SERVICE AND MAINTENANCE.
33. DO NOT SCALE THESE DRAWINGS. TAKE ALL MEASUREMENTS IN THE FIELD IN COORDINATION WITH ALL EQUIPMENT AS APPROVED AND WITH ALL OTHER TRADES.
34. FOR EQUIPMENT SCHEDULES, SEE THIS DRAWING
35. ALL DUCTWORK SHALL BE INSTALLED ON ACCORDANCE WITH THE LATEST EDITION OF SMACNA
36. ALL HOT WATER AND CHILLED WATER PIPING SHALL BE INSULATED IN ACCORDANCE WITH THE MASSACHUSETTS STATE BUILDING CODE.
37. ALL PIPING HIGH POINTS SHALL HAVE 3/4 INCH VENTS AND LOW POINTS SHALL HAVE 3/4" DRAINS.
38. ALL ROTATING EQUIPMENT SHALL HAVE FLEXIBLE PIPE ON DUCT CONNECTIONS AND APPROVED VIBRATION ISOLATORS.
39. DETAILS SHOWN ON SHEET H5 ARE APPLICABLE TO ALL EQUIPMENT, EXCEPT WHERE INDICATED.
40. PROVIDE AIRTIGHT ACCESS DOOR FOR INSPECTION OF FIRE DAMPERS, FILTERS, AND COILS.
41. CONTRACTOR SHALL VERIFY DUCT, PIPING AND EQUIPMENT LOCATIONS FOR INTERFERENCES BEFORE INSTALLATION.
42. PROVIDE VERTICAL SUPPORTS FOR HOT/CHILLED/CONDENSER WATER PIPING AT THE FOLLOWING MAXIMUM INTERVALS: 15' FOR 6"& 5" DIAMETER PIPE; 12' FOR 4" DIAMETER PIPE; 10' FOR 3" & 2-1/2" DIAMETER PIPE; 8' FOR 2" DIAMETER PIPE; 7' FOR 1-1/2 & 1-1/4" DIAMETER PIPE; 5' FOR 1" & 3/4" DIAMETER PIPE.
43. REFERENCE DRAWING H6 FOR SEQUENCE OF OPERATION OF NEW EQUIPMENT.
44. ALL EQUIPMENT SHALL BE INSTALLED IN STRICT ACCORDANCE WITH MANUFACTURER'S WRITTEN INSTALLATION INSTRUCTIONS.

Finegold Alexander Architects

PROJECT TEAM:

OWNER:
Leicester Public School
3 Washburn Sq. 3rd Floor
Leicester, MA 01524

Structural Engineer
RSE Associates, Inc.
63 Pleasant St. Ste. 200
Watertown, MA 02472
T: 617.926.9300

MPFP Engineer
BLW Engineers, Inc.
311 Great Road, Post Office Box 1551
Littleton, MA 01460
T: 978.486.4301

Landscape Architect
Warner Larson Landscape Architects
130 West Broadway
Boston, MA 02127
T: 617.464.1440

Electrical Engineer
ART Engineering
38 Front St. Flr 3
Worcester, MA 01608
T: 508.797.7071

Civil Engineer
Nitsch Engineering
2 Center Plaza, Suite 430
Boston, MA 02108
T: 617.338.0063

Geotechnical Engineer
McPhail Associates, LLC
2269 Massachusetts Ave.
Cambridge, MA 02140
T: 617.868.1420

Code Consultant
Jensen Hughes
1 Lincoln St.
Boston, MA 02111
T: 508.538.9409

Kitchen Consultant
Crabtree McGrath Associates, Inc.
161 West Main Street
Georgetown, MA 01833
T: 978.352.8500

Owners Project Manager
NV5
70 Fargo Street, Suite 800
Boston, MA 02210

KEY PLAN:

NORTH

SEAL:

Preliminary
Not For
Construction

PROJECT INFORMATION:

Leicester Middle School

70 Winslow Ave.
Leicester, MA 01524

PROJECT #: 201601510015
PROJECT ISSUE DATE: 02/13/2020
PROJECT STATUS: Schematic Design

SHEET NAME:

HVAC LEGEND, NOTES AND ABBREVIATIONS

DRAWING HISTORY:

NO.	DATE	DESCRIPTION

SHEET #:

H-001

C:\Users\dcrory\Documents\118400 MEP_dcrory.rvt
1/24/2020 9:50:44 AM

HVAC SCHEDULE:

BOILER SCHEDULE

TAG No.	MANUFACTURER (AS STANDARD)	MODEL No. (AS STANDARD)	TYPE	BOILER DATA		ELECTRICAL DATA			REMARKS
				NET OUTPUT (MBH)	INPUT OIL GPH	VOLTS	PHASE	AMPS	
B-1	WEIL-MCLAIN	1388	OIL FIRED CAST IRON	2976	28.5	120	1	-	BOILER SHALL BE VENTED PER MANUFACTURERS INSTALLATION GUIDELINES, PROVIDE POWER-FLAME BURNER, PROVIDE BOILER PUMPS - 15 AMP CIRCUIT; PROVIDE 30% PROPYLENE GLYCOL
B-2	WEIL-MCLAIN	1388	OIL FIRED CAST IRON	2976	28.5	120	1	-	BOILER SHALL BE VENTED PER MANUFACTURERS INSTALLATION GUIDELINES, PROVIDE POWER-FLAME BURNER, PROVIDE BOILER PUMPS - 15 AMP CIRCUIT; PROVIDE 30% PROPYLENE GLYCOL
B-3	WEIL-MCLAIN	1388	OIL FIRED CAST IRON	2976	28.5	120	1	-	BOILER SHALL BE VENTED PER MANUFACTURERS INSTALLATION GUIDELINES, PROVIDE POWER-FLAME BURNER, PROVIDE BOILER PUMPS - 15 AMP CIRCUIT; PROVIDE 30% PROPYLENE GLYCOL

PUMP SCHEDULE

TAG No.	LOCATION(S) SERVED	MANUFACTURER (AS STANDARD)	MODEL No. (AS STANDARD)	TYPE	FLOW RATE GPM	PUMP HEAD FT	MOTOR RPM	ELECTRICAL DATA			REMARKS
								VOLTS	PHASE	HP	
P-1	BUILDING HEAT	BELL & GOSSETT	e-1510 5BD	BASE MOUNTED	900	65	-	460	3	20	PROVIDE WITH VFD
P-2	BUILDING HEAT	BELL & GOSSETT	e-1510 5BD	BASE MOUNTED	900	65	-	460	3	20	PROVIDE WITH VFD
BP-1	BOILER B-1	BELL & GOSSETT	e-80 4x4x7B	INLINE	298	30	-	460	3	5	-
BP-2	BOILER B-2	BELL & GOSSETT	e-80 4x4x7B	INLINE	298	30	-	460	3	5	-
BP-3	BOILER B-3	BELL & GOSSETT	e-80 4x4x7B	INLINE	298	30	-	460	3	5	-
DP-1	IWH	BELL & GOSSETT	ECOCIRC XL 95-160	INLINE	64	40	-	460	3	-	ECM
DP-2	IWH	BELL & GOSSETT	ECOCIRC XL 95-160	INLINE	64	40	-	460	3	-	ECM
FRP-1	FUEL OIL	PREFERRED UTILITIES	ATPSF-104-1451-ASC	INLINE	155 GPH	50 PSI	-	480	3	3/4	PROVIDE W/ AUTOMATIC START, LEAD LAG SWITCH, AND ALARM; CONTROLS SHALL BE MICROPROCESSOR BASED; SKID BASON SHALL INCLUDE FLOAT STYLE LEAK SWITCH
FRP-2	FUEL OIL	PREFERRED UTILITIES	ATPSF-104-1451-ASC	INLINE	155 GPH	50 PSI	-	480	3	3/4	PROVIDE W/ AUTOMATIC START, LEAD LAG SWITCH, AND ALARM; CONTROLS SHALL BE MICROPROCESSOR BASED; SKID BASON SHALL INCLUDE FLOAT STYLE LEAK SWITCH

EXPANSION TANK

TAG No.	LOCATION(S) SERVED	MANUFACTURER (AS STANDARD)	MODEL No. (AS STANDARD)	TYPE	TANK VOLUME GALLONS	TANK ACCEPTANCE VOLUME GALLONS
ET-1	MECH ROOM	BELL & GOSSETT	B1400	BLADDER	370	370

PIPING MATERIAL SCHEDULE

SERVICE	LOCATION	PIPING	FITTINGS	JOINTS
HYDRONIC HEATING 2-1/2" AND SMALLER	ABOVE GROUND	TYPE "L" SEAMLESS COPPER TUBING	WROUGHT COPPER, PRESSURE FITTING	MECHANICAL CONNECTION OR SWEAT SOLDER
3" AND LARGER		SCHEDULE 40 SEAMLESS BLACK STEEL	SCHEDULE 40 SEAMLESS	MECHANICAL CONNECTION OR WELDED
DOMESTIC WATER		TYPE 'L' COPPER	WROT COPPER, NO LEAD	95/5 NO-LEAD SOLDER
DRAINS		TYPE 'L' COPPER	WROT COPPER, NO LEAD	95/5 NO-LEAD SOLDER

AIR SEPARATOR SCHEDULE

TAG No.	SERVED	LOCATION	MANUFACTURER (AS STANDARD)	MODEL No. (AS STANDARD)
AS-1	HEATING HW	BOILER RM	SPIROVENT	-

NOTES:
1. WATER PRESSURE DROP TO BE 3' OR LESS.

AIR COOLED CONDENSING UNIT - HEAT PUMP SCHEDULE

TAG No.	SPACE(S) SERVED	MANUFACTURER	MODEL No.	TYPE	REFRIG.	MBH		MODULE	MODEL No.	ELECTRICAL DATA				OPERATING WEIGHT	REMARKS
						COOL	HEAT			VOLTS	PHASE	MCA	MOCP		
HP-1A	FIRST FLOOR NORTH A	DAIKIN	REQ240TAYDU	AIR COOLED	R-410A	120	135	1	REQ120TAYDU	460	3	43.4	50	793	PROVIDE EQUIPMENT PAD, DRAIN PAN HEATER, LOW AMBIENT KIT, 18" HIGH STAND, & DISCONNECT SWITCH
				AIR COOLED	R-410A	120	135	2	REQ120TAYDU	460	3	43.4	50	793	
HP-1B	FIRST FLOOR NORTH B	DAIKIN	REQ240TAYDU	AIR COOLED	R-410A	120	135	1	REQ120TAYDU	460	3	43.4	50	793	PROVIDE EQUIPMENT PAD, DRAIN PAN HEATER, LOW AMBIENT KIT, 18" HIGH STAND, & DISCONNECT SWITCH
				AIR COOLED	R-410A	120	135	2	REQ120TAYDU	460	3	43.4	50	793	
HP-1C	FIRST FLOOR SOUTH C	DAIKIN	REQ240TAYDU	AIR COOLED	R-410A	120	135	1	REQ120TAYDU	460	3	43.4	50	793	PROVIDE EQUIPMENT PAD, DRAIN PAN HEATER, LOW AMBIENT KIT, 18" HIGH STAND, & DISCONNECT SWITCH
				AIR COOLED	R-410A	120	135	2	REQ120TAYDU	460	3	43.4	50	793	
HP-1D	FIRST FLOOR SOUTH D	DAIKIN	REQ240TAYDU	AIR COOLED	R-410A	120	135	1	REQ120TAYDU	460	3	43.4	50	793	PROVIDE EQUIPMENT PAD, DRAIN PAN HEATER, LOW AMBIENT KIT, 18" HIGH STAND, & DISCONNECT SWITCH
				AIR COOLED	R-410A	120	135	2	REQ120TAYDU	460	3	43.4	50	793	
HP-2A	SECOND FLOOR NORTH A	DAIKIN	REQ240TAYDU	AIR COOLED	R-410A	120	135	1	REQ120TAYDU	460	3	43.4	50	793	PROVIDE EQUIPMENT PAD, DRAIN PAN HEATER, LOW AMBIENT KIT, 18" HIGH STAND, & DISCONNECT SWITCH
				AIR COOLED	R-410A	120	135	2	REQ120TAYDU	460	3	43.4	50	793	
HP-2B	SECOND FLOOR NORTH B	DAIKIN	REQ240TAYDU	AIR COOLED	R-410A	120	135	1	REQ120TAYDU	460	3	43.4	50	793	PROVIDE EQUIPMENT PAD, DRAIN PAN HEATER, LOW AMBIENT KIT, 18" HIGH STAND, & DISCONNECT SWITCH
				AIR COOLED	R-410A	120	135	2	REQ120TAYDU	460	3	43.4	50	793	
HP-2C	SECOND FLOOR SOUTH C	DAIKIN	REQ240TAYDU	AIR COOLED	R-410A	120	135	1	REQ120TAYDU	460	3	43.4	50	793	PROVIDE EQUIPMENT PAD, DRAIN PAN HEATER, LOW AMBIENT KIT, 18" HIGH STAND, & DISCONNECT SWITCH
				AIR COOLED	R-410A	120	135	2	REQ120TAYDU	460	3	43.4	50	793	
HP-2D	SECOND FLOOR SOUTH D	DAIKIN	REQ240TAYDU	AIR COOLED	R-410A	120	135	1	REQ120TAYDU	460	3	43.4	50	793	PROVIDE EQUIPMENT PAD, DRAIN PAN HEATER, LOW AMBIENT KIT, 18" HIGH STAND, & DISCONNECT SWITCH
				AIR COOLED	R-410A	120	135	2	REQ120TAYDU	460	3	43.4	50	793	
HP-3A	THIRD FLOOR NORTH A	DAIKIN	REQ240TAYDU	AIR COOLED	R-410A	120	135	1	REQ120TAYDU	460	3	43.4	50	793	PROVIDE EQUIPMENT PAD, DRAIN PAN HEATER, LOW AMBIENT KIT, 18" HIGH STAND, & DISCONNECT SWITCH
				AIR COOLED	R-410A	120	135	2	REQ120TAYDU	460	3	43.4	50	793	
HP-3B	THIRD FLOOR NORTH B	DAIKIN	REQ240TAYDU	AIR COOLED	R-410A	120	135	1	REQ120TAYDU	460	3	43.4	50	793	PROVIDE EQUIPMENT PAD, DRAIN PAN HEATER, LOW AMBIENT KIT, 18" HIGH STAND, & DISCONNECT SWITCH
				AIR COOLED	R-410A	120	135	2	REQ120TAYDU	460	3	43.4	50	793	
HP-3C	THIRD FLOOR SOUTH C	DAIKIN	REQ240TAYDU	AIR COOLED	R-410A	120	135	1	REQ120TAYDU	460	3	43.4	50	793	PROVIDE EQUIPMENT PAD, DRAIN PAN HEATER, LOW AMBIENT KIT, 18" HIGH STAND, & DISCONNECT SWITCH
				AIR COOLED	R-410A	120	135	2	REQ120TAYDU	460	3	43.4	50	793	
HP-3D	THIRD FLOOR SOUTH D	DAIKIN	REQ240TAYDU	AIR COOLED	R-410A	120	135	1	REQ120TAYDU	460	3	43.4	50	793	PROVIDE EQUIPMENT PAD, DRAIN PAN HEATER, LOW AMBIENT KIT, 18" HIGH STAND, & DISCONNECT SWITCH
				AIR COOLED	R-410A	120	135	2	REQ120TAYDU	460	3	43.4	50	793	
HP-4	OFFICES	DAIKIN	RELQ192TAYDU	AIR COOLED	R-410A	96	108	1	REQ096TAYDU	460	3	39.8	45	793	PROVIDE EQUIPMENT PAD, DRAIN PAN HEATER, LOW AMBIENT KIT, 18" HIGH STAND, & DISCONNECT SWITCH
				AIR COOLED	R-410A	96	108	2	REQ096TAYDU	460	3	39.8	45	793	
HP-5	ELEVATOR	DAIKIN	RKB24AXVJU	AIR COOLED	R-410A	24	-	1	-	208	1	13.2	20	97	PROVIDE EQUIPMENT PAD, DRAIN PAN HEATER, LOW AMBIENT KIT, 18" HIGH STAND, & DISCONNECT SWITCH

1. UNITS SHALL MEET MN HEATING CAPACITY BASED ON 0°F OUTDOOR AIR TEMPERATURE, 65°F INDOOR TEMPERATURE.
2. PROVIDE EACH WITH BC CONTROLLER AS SCHEDULED.
3. PROVIDE DISCONNECT, EQUIPMENT PAD OR 24" HIGH STAND, JOINT KIT, SNOWHAIL GUARDS, LOW AMBIENT KIT, BASE PAN HEATER.
4. PROVIDE REFRIGERANT ISOLATION VALVES ON ALL EQUIPMENT CONNECTIONS.

BRANCH SELECTOR SCHEDULE

TAG	HP SERVED	MAXIMUM CONNECTABLE CAPACITY	MOTOR DATA							MANUFACTURER	MODEL
			V	PH	HZ	PORTS	NOMINAL POWER INPUT WATTS		MCA		
							COOLING	HEATING			
BC-1A	HP-1A	290,000	208	1	60	12	-	-	1.2		
BC-1B	HP-1B	290,000	208	1	60	12	-	-	1.2		
BC-1C	HP-1C	290,000	208	1	60	12	-	-	1.2		
BC-1D	HP-1D	290,000	208	1	60	12	-	-	1.2		
BC-2A	HP-2A	290,000	208	1	60	12	-	-	1.2		
BC-2B	HP-2B	290,000	208	1	60	12	-	-	1.2		
BC-2C	HP-2C	290,000	208	1	60	12	-	-	1.2		
BC-2D	HP-2D	290,000	208	1	60	12	-	-	1.2		
BC-3A	HP-3A	290,000	208	1	60	12	-	-	1.2		
BC-3B	HP-3B	290,000	208	1	60	12	-	-	1.2		
BC-3C	HP-3C	290,000	208	1	60	12	-	-	1.2		
BC-3D	HP-3D	290,000	208	1	60	12	-	-	1.2		
BC-4	HP-4	290,000	208	1	60	12	-	-	1.2		

1. PROVIDE WITH JOINT KIT, BRANCH JOINT, BALL VALVE
2. PROVIDE CONDENSATE LIFT PUMP ((CP-1) LITTLE GIANT MODEL VCC-20ULS, 120/1/60).
3. CONTRACTOR SHALL PROVIDE REFRIGERANT ISOLATION VALVES ON ALL EQUIPMENT CONNECTIONS

DUCT INSULATION SCHEDULE

LOCATION	INSULATION TYPE
SUPPLY, RETURN & OUTSIDE AIR DUCT INSULATION (INDOORS - CONCEALED)	FIBERGLASS DUCT WRAP WITH FSK FACING — MIN. R-6 INDOORS →
SUPPLY, RETURN & OUTSIDE AIR DUCT INSULATION (INDOORS - EXPOSED)	ACOUSTIC DUCT LINING (RECTANGULAR) & DOUBLE WALL DUCT (ROUND) — MIN. R-6 INDOORS →
SUPPLY, RETURN & OUTSIDE AIR DUCT INSULATION (OUTDOORS)	FIBERGLASS DUCT WRAP WITH FSK FACING — MIN. R-12 OUTDOORS →
GENERAL EXHAUST DUCT INSULATION	← NONE →
KITCHEN EXHAUST DUCT INSULATION	FYRE WRAP - 2HR, RATED, ZERO CLEARANCE →

UNIT HEATER SCHEDULE

TAG No.	MANUFACTURER (AS STANDARD)	MODEL No. (AS STANDARD)	TYPE	AIR DATA			HOT WATER CAPACITY					ELECTRICAL DATA			REMARKS
				CFM	EAT(°F)	LAT(°F)	EWT(°F)	LWT(°F)	MBH	GPM	WPD	VOLTS	PHASE	HP	
UH-A	STERLING	HS-204	HORIZONTAL	2900	60	87	180	160	84.6	8.5	-	115	1	1/3	PROVIDE WITH DISCONNECT SWITCH, THERMOSTAT AND LOCKING COVER, FAN GUARDS, SPEED CONTROLLER
UH-B	STERLING	HS-36	HORIZONTAL	480	60	86	180	160	13.4	1.5	-	115	1	16 Watt	PROVIDE WITH DISCONNECT SWITCH, THERMOSTAT AND LOCKING COVER, FAN GUARDS, SPEED CONTROLLER

CABINET UNIT HEATER SCHEDULE

TAG No.	MANUFACTURER (AS STANDARD)	MODEL No. (AS STANDARD)	TYPE	AIR DATA			HOT WATER CAPACITY					ELECTRICAL DATA			REMARKS
				CFM	EAT(°F)	LAT(°F)	EWT(°F)	LWT(°F)	MBH	GPM	WPD	VOLTS	PHASE	HP	
CUH-A	STERLING	FS-1005-02	FLOOR TYPE SLOPE TOP	230	60	90	180	160	9.9	1..0	-	120	1	1 @ 1/15	PROVIDE WITH DISCONNECT SWITCH DPST, THERMOSTAT, ECM MOTOR PACKAGE, FILTER, LEVELING LEG,
CUH-B	STERLING	FS-1005-06	FLOOR TYPE SLOPE TOP	630	60	90	180	160	28.2	3.0	-	120	1	2 @ 1/10	PROVIDE WITH DISCONNECT SWITCH DPST, THERMOSTAT, ECM MOTOR PACKAGE, FILTER, LEVELING LEG,

REGISTER, GRILLE & DIFFUSER SCHEDULE

TAG	TYPE	CFM	NECK SIZE	FRAME TYPE	MOUNTING	DAMPER	MATERIAL	FINISH	MANUFACTURER/MODEL No.	NC	NECK VELOCITY FPM
SD	SUPPLY	-	-	SQUARE	CEILING	YES	ST	WHITE	TITUS/TDCA-A	25	≈ 500
SR	SUPPLY	-	-	REC.	CEILING/SIDEWALL	YES	ST	WHITE	TITUS/300 RL	25	≈ 500
RR	RETURN	-	-	SQUARE	CEILING/SIDEWALL	YES	ST	WHITE	TITUS/350 RL	25	≈ 500
ER	EXHAUST	-	-	SQUARE	CEILING/SIDEWALL	YES	ST	WHITE	TITUS/350 RL	25	≈ 500
TR	TRANSFER	-	-	RECT.	CEILING/SIDEWALL	NO	ST	WHITE	TITUS/350 RL	25	≈ 500
DD	SUP/RET	-	-	LINEAR	CEILING/SIDEWALL	YES	ST	WHITE	TITUS/US-DL-SV	25	≈ 500
ND	SUPPLY	-	-	NOZZLE	CEILING/SIDEWALL	YES	ST	WHITE	TITUS/TND-AA	25	≈ 500

1. COORDINATE MOUNTING REQUIREMENTS WITH ARCHITECTURAL REFLECTED CEILING PLANS.
2. COORDINATE FINISH & COLOR WITH ARCHITECT.
3. PROVIDE FRAME SUITABLE FOR SURFACE MOUNTING, CEILING OR SIDEWALL.
4. PROVIDE SQUARE TO ROUND TRANSITIONS WHERE NEEDED.
5. REFER TO DRAWINGS FOR NECK SIZES AND CFM UNLESS NOTED ABOVE.
6. PROVIDE OPPOSED BLADE DAMPER.
7. PROVIDE RETURN GRILLE (RG) WITH 2" FILTER.
8. PROVIDE RADIATION DAMPERS WHERE THERE IS A FLOOR/CEILING ASSEMBLY.
9. LDR FRAME SHALL HAVE NO VISIBLE BORDER. ARCHITECT TO PROVIDE FINISH AROUND DIFFUSER.

PIPING INSULATION SCHEDULE

LOCATION	INSULATION TYPE	FITTING INSULATION TYPE	FOR PIPE DIA. (INCHES)			
			RUNOUTS	< 1 1/4"	1-1/2" - 3"	4"-8"
			INSULATION WALL THICKNESS (INCHES)			
HEATING HOT WATER PIPING HWS & HWR	FIBERGLASS WITH ALL SERVICE JACKET	FIBERGLASS WITH ALL SERVICE JACKET	1 1/2"	1 1/2"	2"	2"
CONDENSATE PIPING	ELASTOMERIC	ELASTOMERIC	1/2"	1/2"	1"	1"
REFRIGERANT PIPING	ELASTOMERIC	ELASTOMERIC	1/2"	1"	1"	1"

FAN COIL UNIT - HEAT PUMP SCHEDULE

TAG No.	MANUFACTURER	MODEL No.	TYPE	COOLING MBH	HEATING MBH	FAN DATA				ELECTRICAL DATA					REMARKS
						MAX OA (CFM)	MIN (CFM)	MAX (CFM)	ESP (IN WG)	VOLT	PH	HZ	MCA	MOCP	
FC-1	DAIKIN	FXSQ05TAVJU	HORIZONTAL CONCEALED	5.8	6.5	-	230	280	0.4	208	1	60	0.8	15	SEE NOTES
FC-2	DAIKIN	FXSQ09TAVJU	HORIZONTAL CONCEALED	9.5	10.5	-	230	320	0.4	208	1	60	0.8	15	SEE NOTES
FC-3	DAIKIN	FXSQ12TAVJU	HORIZONTAL CONCEALED	12	13.5	-	250	340	0.4	208	1	60	0.8	15	SEE NOTES
FC-4	DAIKIN	FXSQ24TAVJU	HORIZONTAL CONCEALED	24	27	-	510	740	0.4	208	1	60	1.8	15	SEE NOTES
FC-5	DAIKIN	FXSQ36TAVJU	HORIZONTAL CONCEALED	36	40	-	800	1130	0.4	208	1	60	2.5	15	SEE NOTES
FC-6	DAIKIN	FXSQ48TAVJU	HORIZONTAL CONCEALED	48	54	-	920	1300	0.4	208	1	60	2.8	15	SEE NOTES
FC-7	DAIKIN	FXMQ72MVJU	HORIZONTAL CONCEALED	72	81	-	1770	2050	0.4	208	1	60	9.5	15	SEE NOTES
FC-8	DAIKIN	FXZQ05TAVJU	CEILING CASSETTE	5.8	6.5	-	230	300	-	208	1	60	0.3	15	SEE NOTES
FC-9	DAIKIN	FXZQ09TAVJU	CEILING CASSETTE	9.5	10.5	-	230	320	-	208	1	60	0.3	15	SEE NOTES
FC-10	DAIKIN	FXZQ12TAVJU	CEILING CASSETTE	12	13.5	-	250	350	-	208	1	60	0.4	15	SEE NOTES
FC-11	DAIKIN	FXZQ15TAVJU	CEILING CASSETTE	15	17	-	280	410	-	208	1	60	0.4	15	SEE NOTES
FC-12	DAIKIN	FXZQ18TAVJU	CEILING CASSETTE	18	20	-	350	510	-	208	1	60	0.6	15	SEE NOTES
FC-13	DAIKIN	FTKB24AXVJU	WALL MOUNTED	24	-	-	405	555	-	208	1	60	1	15	SEE NOTES

1. PROVIDE WITH DISCONNECT SWITCH, VIBRATION ISOLATION, DRAIN PAN SENSOR OR SWITCH, THERMOSTAT
2. HORIZONTAL UNITS TO BE PROVIDED WITH FILTER BOX.
3. PROVIDE CONDENSATE LIFT PUMP ((CP-1) LITTLE GIANT MODEL VCC-20ULS, 120/1/60).
4. BALANCER TO ADJUST AIRFLOWS ACCORDING TO SUPPLY OUTLET TOTALS ON PLANS.
5. PROVIDE MERV 13 FILTER.
6. PROVIDE REFRIGERANT ISOLATION VALVES ON ALL EQUIPMENT CONNECTIONS.

Finegold Alexander Architects

PROJECT TEAM:

OWNER:
Leicester Public School
3 Washburn Sq. 3rd Floor
Leicester, MA 01524

Structural Engineer
RSE Associates, Inc.
63 Pleasant St. Ste. 200
Watertown, MA 02472
T: 617.926.9300

MPFP Engineer
BLW Engineers, Inc.
311 Great Road, Post Office Box 1551
Littleton, MA 01460
T: 978.486.4301

Landscape Architect
Warner Larson Landscape Architects
130 West Broadway
Boston, MA 02127
T: 617.464.1440

Electrical Engineer
ART Engineering
38 Front St. Flr 3
Worcester, MA 01608
T: 508.797.7071

Civil Engineer
Nitsch Engineering
2 Center Plaza, Suite 430
Boston, MA 02108
T: 617.338.0063

Geotechnical Engineer
McPhail Associates, LLC
2269 Massachusetts Ave.
Cambridge, MA 02140
T: 617.868.1420

Code Consultant
Jensen Hughes
1 Lincoln St.
Boston, MA 02111
T: 508.538.9409

Kitchen Consultant
Crabtree McGrath Associates, Inc.
161 West Main Street
Georgetown, MA 01833
T: 978.352.8500

Owners Project Manager
NV5
70 Fargo Street, Suite 800
Boston, MA 02210

KEY PLAN:

NORTH

SEAL:

Preliminary Not For Construction

PROJECT INFORMATION:

Leicester Middle School

70 Winslow Ave.
Leicester, MA 01524

PROJECT #: 201601510015
PROJECT ISSUE DATE: 02/13/2020
PROJECT STATUS: Schematic Design

SHEET NAME:
HVAC SCHEDULE SHEET 1

DRAWING HISTORY:

NO.	DATE	DESCRIPTION

SHEET #: **H-002**

C:\Users\dcrory\Documents\18400 MEP_dcrory.rvt
1/24/2020 9:50:45 AM

HVAC SCHEDULE:

ENERGY RECOVERY ROOF TOP UNIT SCHEDULE

TAG No.	LOCATION(S) SERVED	MANUFACTURER (AS STANDARD)	MODEL No. (AS STANDARD)	SUPPLY FAN CAPACITY					EXHAUST FAN CAPACITY			DX COOLING COIL DATA							HOT WATER HEATING COIL DATA							ENERGY RECOVERY (SUMMER)								ENERGY RECOVERY (WINTER)								ELECTRICAL DATA					FILTERS /TYPE	WEIGHT	REMARKS
				SUPPLY AIR (CFM)	OUTDOOR AIR (CFM)	TYPE	ESP (IN. W.C.)	MOTOR (HP)	EXHAUST AIR (CFM)	FANS (NO.)	MOTOR (HP)	REFRIGERANT	TOTAL CAPACITY (MBH)	SENSIBLE CAPACITY (MBH)	EAT (°F) WB/DB	LAT (°F) WB/DB	AMBIENT (°F)	IEER	CAPACITY (MBH)	FLOW (GPM)	EWT (°F)	LWT (°F)	PD (ft)	EAT (°F)	LAT (°F)	AIRFLOW (CFM)	OA EAT DB (°F)	OA EAT WB (°F)	OA LAT DB (°F)	OA LAT WB (°F)	EA EAT DB (°F)	EA EAT WB (°F)	RCVD CAPACITY (MBH)	AIRFLOW (CFM)	OA EAT (°F)	OA LAT (°F)	EA EAT (°F)	RCVD CAPACITY (MBH)	VOLTS	HZ	PH	MCA (A)	MOCP (A)			
RTU-1	MAIN GYM	VALENT	VPRE-310-30F-HW-C-SGA	9000	2700	-	1.0	10	2700	2	5	R-410A	345	248	76/64	55/55	95	13.7	346	36	180	160	11.4	68	104	2700	91	76	77	65	75	63	-	2700	0	58	72	-	460	60	3	90.7	100	MERV 13	5328	PROVIDE WITH 24" ROOF SPRING CURB, HOT WATER COIL, ENERGY RECOVERY WHEEL, FREEZESTAT & DEMAND CONTROL VENTILATION
RTU-2	CAFETERIA	VALENT	VPRE-352-70C-HW-C-SDA	18000	9500	-	1.0	2@15	9500	3	7.5	R-410A	822	553	76/64	55/55	95	11.6	857	90	180	160	11.8	65	106	1850	91	76	79	67	75	63	-	1850	0	53	72	-	460	60	3	206	225	MERV 13	10634	PROVIDE WITH 24" ROOF SPRING CURB, HOT WATER COIL, ENERGY RECOVERY WHEEL, FREEZESTAT & DEMAND CONTROL VENTILATION
ERV-1	NORTH CLASSROOMS	DAIKIN	RPS071D	17500	17500	-	1.5	30	17500	1	20	R-410A	823	516	81/69	55/55	95	14.3	1056	106	180	160	3.2	45	100	17500	91	76	81	69	75	63	478	17500	0	45	72	934	460	60	3	179.9	200	MERV 13	16366	PROVIDE WITH 24" ROOF SPRING CURB, HOT WATER COIL, ENERGY RECOVERY WHEEL, VARIABLE AIRFLOW, HOT GAS REHEAT & FREEZESTAT
ERV-2	SOUTH CLASSROOMS	DAIKIN	RPS071D	19000	19000	-	1.5	30	19000	1	20	R-410A	837	536	82/70	56/56	95	14.3	1119	99	180	160	3.8	45	99	19000	91	76	82	70	75	63	499	19000	0	43	72	981	460	60	3	190.5	225	MERV 13	16436	PROVIDE WITH 24" ROOF SPRING CURB, HOT WATER COIL, ENERGY RECOVERY WHEEL, VARIABLE AIRFLOW, HOT GAS REHEAT & FREEZESTAT

NOTES:
1) PROVIDE ALL UNITS WITH INTAKE HOOD, ANGULAR FILTER SECTION, ALUMINIZED STEEL HEAT EXCHANGER, ECONOMIZER WITH DIFFERENTIAL ENTHALPY CONTROL, THRU BASE ELECTRICAL CONNECTIONS, FACTORY INSTALLED DISCONNECT, FREEZESTAT, SPACE THERMOSTAT AND ALL NECESSARY CONTROLS. SMOKE DETECTOR TO BE PROVIDED BY ELECTRICAL CONTRACTOR AND MOUNTED BY HVAC CONTRACTOR.

ROOF TOP UNIT SCHEDULE

TAG No.	LOCATION(S) SERVED	MANUFACTURER (AS STANDARD)	MODEL No. (AS STANDARD)	SUPPLY FAN CAPACITY					DX COOLING COIL DATA						HOT WATER HEATING COIL DATA							ELECTRICAL DATA					FILTERS /TYPE	WEIGHT	REMARKS
				SUPPLY AIR (CFM)	OUTDOOR AIR (CFM)	TYPE	ESP (IN. W.C.)	MOTOR (HP)	REFRIGERANT	TOTAL CAPACITY (MBH)	SENSIBLE CAPACITY (MBH)	EAT (°F) WB/DB	LAT (°F) WB/DB	AMBIENT (°F)	IEER	CAPACITY (MBH)	FLOW (GPM)	EWT (°F)	LWT (°F)	PD (ft)	EAT (°F)	LAT (°F)	VOLTS	HZ	PH	MCA (A)	MOCP (A)			
RTU-3	HEALTH & WELLNESS	VALENT	VX-112-10D	3700	700	-	1.5	5	R-410A	129	95	78/65	55/54	95	13	173	18	180	160	-	57	100	460	60	3	33.5	40.0	MERV 13	2879	PROVIDE WITH 24" ROOF SPRING CURB, HOT WATER COIL, FREEZESTAT & DEMAND CONTROL VENTILATION
RTU-4	MEDIA CENTER	VALENT	VPRX-352-30-HW-C-4GX	9000	1200	-	1.5	8	R-410A	357	250	76/64	52/51	95	17.3	384	39	180	160	-	61	100	460	60	3	88.3	100	MERV 13	7242	PROVIDE WITH 24" ROOF SPRING CURB, HOT WATER COIL, FREEZESTAT & DEMAND CONTROL VENTILATION
RTU-5	KITCHEN	VALENT	VPRX-210-18E-HW-C-5GX	6000	1200	-	1.5	8	R-410A	212	155	78/66	55/54	95	12.6	296	30	180	160	-	58	103	460	60	3	46.4	50	MERV 13	2964	PROVIDE WITH 24" ROOF SPRING CURB, HOT WATER COIL, FREEZESTAT & DEMAND CONTROL VENTILATION
RTU-6	COMMONS AREA	VALENT	VPR-210-18E-HW-C-5GX	5800	870	-	1.5	7.5	R-410A	184	143	77/65	55/54	95	12.6	252	26	180	160	-	61	101	460	60	3	44.7	50	MERV 13	2779	PROVIDE WITH 24" ROOF SPRING CURB, HOT WATER COIL, FREEZESTAT & DEMAND CONTROL VENTILATION

NOTES:
1) PROVIDE ALL UNITS WITH INTAKE HOOD, ANGULAR FILTER SECTION, ALUMINIZED STEEL HEAT EXCHANGER, ECONOMIZER WITH DIFFERENTIAL ENTHALPY CONTROL, THRU BASE ELECTRICAL CONNECTIONS, FACTORY INSTALLED DISCONNECT, FREEZESTAT, SPACE THERMOSTAT AND ALL NECESSARY CONTROLS. SMOKE DETECTOR TO BE PROVIDED BY ELECTRICAL CONTRACTOR AND MOUNTED BY HVAC CONTRACTOR.

PIPE SCHEDULE

SERVICE	LOCATION	PIPING	FITTINGS	JOINTS
REFRIGERANT PIPING	ABOVE GROUND	COPPER - ARC	COPPER, NO LEAD	BRAZED
DRAINS		COPPER - ARC	COPPER, NO LEAD	BRAZED
HYDRONIC HWS/R, HCS/R, CHS/R 2-1/2" AND SMALLER		TYPE "L" SEAMLESS COPPER TUBING	WROUGHT COPPER, PRESSURE FITTING	MECHANICAL CONNECTION OR SWEAT SOLDER
HYDRONIC HWS/R, HCS/R, CHS/R 3" AND LARGER		SCHEDULE 40 SEAMLESS BLACK STEEL	SCHEDULE 40 SEAMLESS	MECHANICAL CONNECTION OR WELDED

VAV BOX SCHEDULE

UNIT NO.	PRIMARY CFM (RANGE)	LOWEST TURN DOWN CFM	PRIMARY INLET COLLAR SIZE	DISCHARGE COLLAR SIZE (IN. x IN.)	MIN. INLET SP (IN. WG)	NC RATING @ 1.0" △ S.P.		SOUND POWER LEVELS @ 1.5" INLET PRESSURE (IN. WG)							MANUFACTURER MODEL NUMBER (OR APPROVED EQUAL)	NOTES
						RADIATED	DISCHARGE	OCTAVE BAND / REFERENCE	2	3	4	5	6	7		
VAV-1	100-400	45	6"	12 x 8	0.04	<20	20	DISCHARGE RADIATED	- -	- -	- -	- -	- -	- -	TITUS DESV	1 2
VAV-2	401-700	100	8"	12 x 10	0.06	<20	<20	DISCHARGE RADIATED	- -	- -	- -	- -	- -	- -	TITUS DESV	1 2
VAV-3	701-1100	175	10"	14 x 12.5	0.04	<20	20	DISCHARGE RADIATED	- -	- -	- -	- -	- -	- -	TITUS DESV	1 2

1 DDC CONTROLLER TO BE PROVIDED BY THE CONTROLS CONTRACTOR.

2 UNIT SHALL BE PROVIDED WITH NON-FUSED DISCONNECT.

FAN SCHEDULE

TAG No.	LOCATION(S) SERVED	MANUFACTURER (AS STANDARD)	MODEL No. (AS STANDARD)	TYPE	FAN DATA			ELECTRICAL DATA				REMARKS
					CFM	RPM	SP(IN)	VOLTS	PHASE	HZ	HP	
EF-1	LOCKER ROOMS	GREENHECK	G-090-VG	ROOF	600	-	0.5	208	1	60	1/10	PROVIDE ECM MOTOR, DISCONNECT, & 24" ROOF CURB
EF-2	LOCKER ROOMS	GREENHECK	G-080-VG	ROOF	300	-	0.5	208	1	60	1/10	PROVIDE ECM MOTOR, DISCONNECT, & 24" ROOF CURB

EXHAUST FAN INFORMATION - Job#4055534

FAN UNIT NO.	TAG	FAN UNIT MODEL #	CFM	ESP.	RPM	H.P.	B.H.P.	□	VOLT	F.L.A	DISCHARGE VELOCITY	WEIGHT (LBS.)	SONES
1	KEF-1	USBI30DD-RM	6750	2.500	1031	7.500	4.9190	3	460	10.1	1578 FPM	998	34
2	KEF-2	USBI11DD-RM	800	1.500	1869	1.000	0.4040	3	460	1.4	853 FPM	212	13.6

MUA FAN INFORMATION - Job#4055534

FAN UNIT NO.	TAG	FAN UNIT MODEL #	BLOWER	HOUSING	MIN CFM	DESIGN CFM	ESP.	RPM	H.P.	B.H.P.	□	VOLT	FLA	WEIGHT (LBS.)	SONES
3	MAU-1	A3-24D	24MF-3-MOD	A3	-	5400	1.000	1354	7.500	4.6210	3	460	9.6	974	22

FAN OPTIONS

FAN UNIT NO.	TAG	OPTION (Qty. - Descr.)
1	KEF-1	1 - BI30 - 24" Discharge Extension.
		1 - BI - Discharge Orientation Vertical Upper Left - CW Inlet Side.
		1 - Utility Set Grease Cup
		1 - Utility Set - Spring Vibration Isolators - BI24 Thru BI30 / Equivalent Sized Utility Set - Indoor/Outdoor use.
		1 - BI30 - Inlet Ring Used To Connect Non-Factory Duct.
		1 - Load Reactor Mounted in Fan
		1 - Line Reactor Mounting Bracket for Direct Drive Fans (Up to 25 HP).
2	KEF-2	1 - BI11 - 24" Discharge Extension.
		1 - BI - Discharge Orientation Vertical Upper Left - CW Inlet Side.
		1 - BI11 - Inlet Ring Used To Connect Non-Factory Duct.
		1 - Utility Set - Spring Vibration Isolators - BI11 Thru BI15 / Equivalent Sized Utility Set - Indoor/Outdoor use.
		1 - VAV Package w/ Manual Control (VFD Included)
		1 - Load Reactor Mounted in Fan
		1 - Line Reactor Mounting Bracket for Direct Drive Fan (Up to 5 HP).
		1 - VFD factory mounted and wired in Exhaust Fan.
3	MAU-1	1 - Insulation Option for V/Bank filter section
		1 - Hot Water Coil Section A3-2 Row
		1 - A 3 Indoor Hanging Option - Includes 2 HSA200 Hanging Spring Isolators per Uni-Strut
		1 - Custom Hot Water typical of Modine model 5MH12028 30.00 x 30.50
		1 - Load Reactor Mounted in Fan

NOTES:
1) CONTRACTOR SHALL PROVIDE HOT WATER CONTROL VALVE FOR MAU-1 HOT WATER COIL

Finegold Alexander Architects

PROJECT TEAM:

OWNER:
Leicester Public School
3 Washburn Sq. 3rd Floor
Leicester, MA 01524

Structural Engineer
RSE Associates, Inc.
63 Pleasant St. Ste. 200
Watertown, MA 02472
T: 617.926.9300

MPFP Engineer
BLW Engineers, Inc.
311 Great Road, Post Office Box 1551
Littleton, MA 01460
T: 978.486.4301

Landscape Architect
Warner Larson Landscape Architects
130 West Broadway
Boston, MA 02127
T: 617.464.1440

Electrical Engineer
ART Engineering
38 Front St. Flr 3
Worcester, MA 01608
T: 508.797.7071

Civil Engineer
Nitsch Engineering
2 Center Plaza, Suite 430
Boston, MA 02108
T: 617.338.0063

Geotechnical Engineer
McPhail Associates, LLC
2269 Massachusetts Ave.
Cambridge, MA 02140
T: 617.868.1420

Code Consultant
Jensen Hughes
1 Lincoln St.
Boston, MA 02111
T: 508.538.9409

Kitchen Consultant
Crabtree McGrath Associates, Inc.
161 West Main Street
Georgetown, MA 01833
T: 978.352.8500

Owners Project Manager
NV5
70 Fargo Street, Suite 800
Boston, MA 02210

KEY PLAN:

NORTH

SEAL:

Preliminary Not For Construction

PROJECT INFORMATION:

Leicester Middle School

70 Winslow Ave.
Leicester, MA 01524

PROJECT #: 201601510015
PROJECT ISSUE DATE: 02/13/2020
PROJECT STATUS: Schematic Design

SHEET NAME:
HVAC SCHEDULE SHEET 2

DRAWING HISTORY:

NO.	DATE	DESCRIPTION

SHEET #: **H-003**

C:\Users\dcrory\Documents\18400 MEP_dcrory.rvt
1/24/2020 9:50:45 AM

HEATING DETAILS:

1

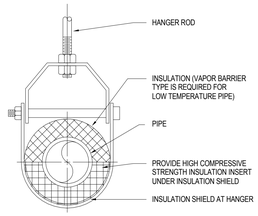

TYPICAL HANGER FOR PIPING 3" AND SMALLER

-NO SCALE-

2

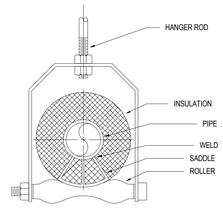

TYPICAL HANGER FOR PIPING 4" AND LARGER

-NO SCALE-

3

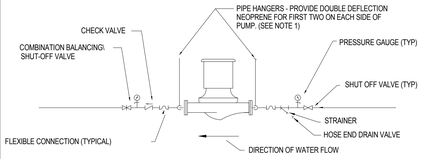

NOTES:
1. SUPPORT PUMP FROM PIPING ONLY. DO NOT SUPPORT PUMP FROM MOTOR ON VERTICAL OR HORIZONTAL IN-LINE PUMPS.

INLINE PUMP DETAIL

NTS

4

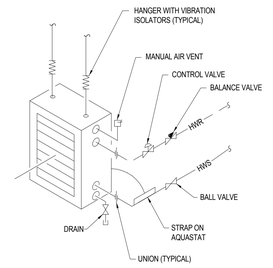

HORIZONTAL UNIT HEATER DETAIL

- NO SCALE -

6

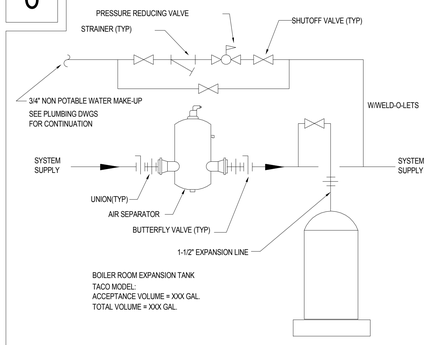

WATER SPECIALTIES PIPING DETAIL

- NO SCALE -

7

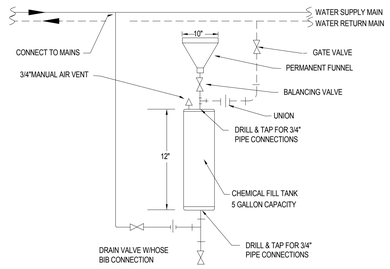

CHEMICAL FEEDER PIPING SCHEMATIC

- NO SCALE -

8

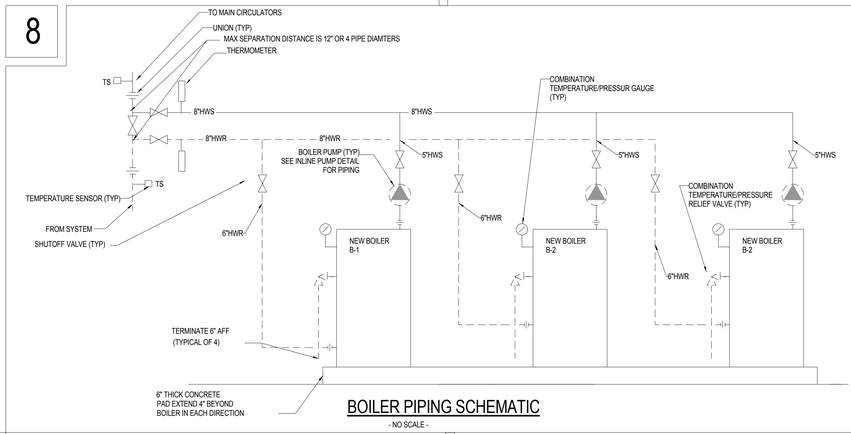

BOILER PIPING SCHEMATIC

- NO SCALE -

10

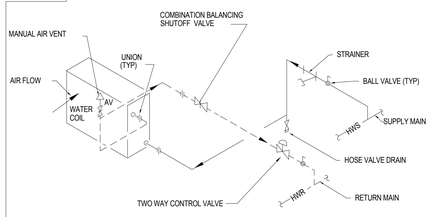

UNIT/CABINET HEATER WATER COIL PIPING DETAIL

- NO SCALE -

11

NOTE:
1. POSITION PIPE HANGERS TO BEAR FULL WEIGHT OF PIPING. NO LOAD ON COIL BODY.
2. LOCATE UNIONS AND ARRANGE PIPING TO FACILITATE COIL REMOVAL AND TO AVOID BLOCKING ACCESS DOORS FOR SERVICING OF FILTERS, VALVES, MOTORS, ETC...
3. CONTROL VALVE TO FAIL TO FULL FLOW THROUGH COIL.

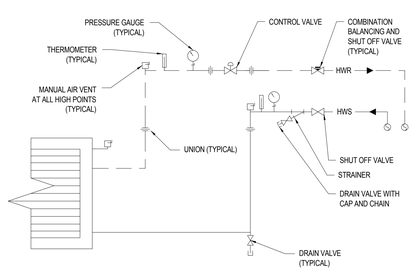

HYDRONIC HEATING COIL WITH 2-WAY VALVE

- NO SCALE -

12

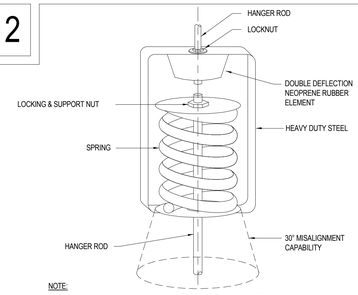

NOTE:
1. ALL AIR HANDLING EQUIPMENT SUSPENDED FROM STRUCTURES AND ALL STEAM AND CHILLED WATER PIPING IN MECHANICAL ROOMS SHALL BE HUNG WITH VIBRATION ISOLATORS.
2. HANGER SIZE SHALL BE AS PER MANUFACTURER'S RECOMMENDATION AND ACCORDING TO THE LOAD OF THE EQUIPMENT.

SPRING ISOLATION DETAIL

- NO SCALE -

13

NOTES:
1. AT FIRE RATED PARTITIONS, ADD ADDITIONAL LAYER OF FIRE SAFING INSULATION AROUND PENETRATION SO AS TO FILL CAVITY.
2. DUCT AND PIPE PENETRATIONS THRU CORRIDOR WALLS ABOVE THE CEILING ARE TO BE FIRE STOPPED AROUND THE PENETRATION.
3. DUCT PENETRATION SHOWN IS WHERE FIRE DAMPER IS NOT REQUIRED BY CODE.

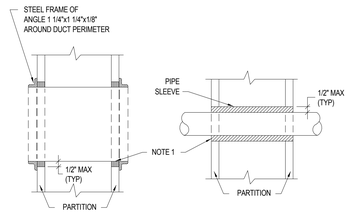

DUCT AND PIPE PENETRATION DETAIL

- NO SCALE -

C:\Users\dcrory\Documents\18400 MEP_dcrory.rvt
1/24/2020 9:50:45 AM

Finegold Alexander Architects

PROJECT TEAM:

OWNER:
Leicester Public School
3 Washburn Sq. 3rd Floor
Leicester, MA 01524

Structural Engineer
RSE Associates, Inc.
63 Pleasant St. Ste. 200
Watertown, MA 02472
T: 617.926.9300

MPFP Engineer
BLW Engineers, Inc.
311 Great Road, Post Office Box 1551
Littleton, MA 01460
T: 978.486.4301

Landscape Architect
Warner Larson Landscape Architects
130 West Broadway
Boston, MA 02127
T: 617.464.1440

Electrical Engineer
ART Engineering
38 Front St. Flr 3
Worcester, MA 01608
T: 508.797.7071

Civil Engineer
Nitsch Engineering
2 Center Plaza, Suite 430
Boston, MA 02108
T: 617.338.0063

Geotechnical Engineer
McPhail Associates, LLC
2269 Massachusetts Ave.
Cambridge, MA 02140
T: 617.868.1420

Code Consultant
Jensen Hughes
1 Lincoln St.
Boston, MA 02111
T: 508.538.9409

Kitchen Consultant
Crabtree McGrath Associates, Inc.
161 West Main Street
Georgetown, MA 01833
T: 978.352.8500

Owners Project Manager
NV5
70 Fargo Street, Suite 800
Boston, MA 02210

KEY PLAN:

NORTH

SEAL:

Preliminary Not For Construction

PROJECT INFORMATION:

Leicester Middle School

70 Winslow Ave.
Leicester, MA 01524

PROJECT #: 201601510015
PROJECT ISSUE DATE: 02/13/2020
PROJECT STATUS: Schematic Design

SHEET NAME:

HVAC DETAIL SHEET 1

DRAWING HISTORY:

NO.	DATE	DESCRIPTION

SHEET #:

H-004

HEATING DETAILS:

14

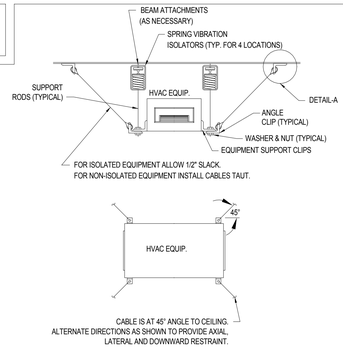

RESTRAINTS FOR HVAC SUSPENDED EQUIPMENT #1

- NO SCALE -

15

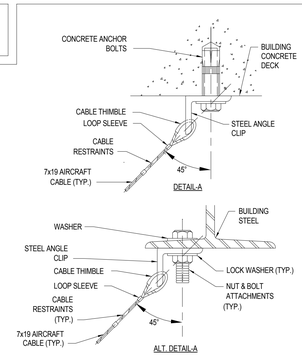

(DETAIL "A") RESTRAINTS

- NO SCALE -

16

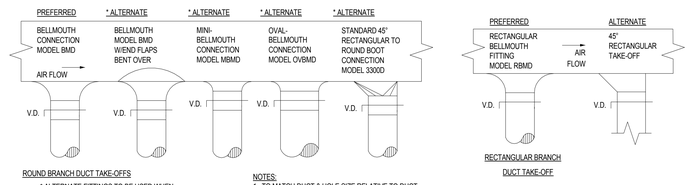

BRANCH TAKE-OFFS

- NO SCALE -

17

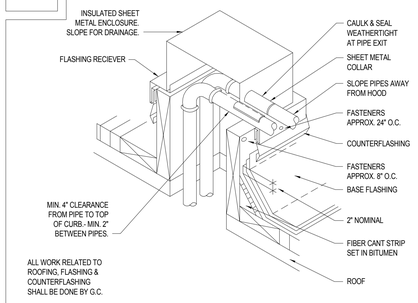

PIPING ROOF PENETRATION DETAIL

- NO SCALE -

18

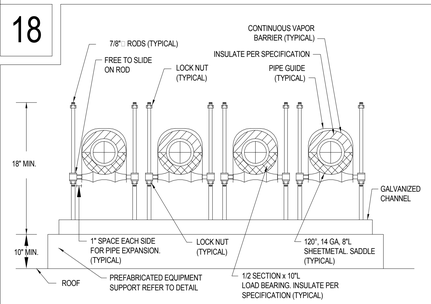

ROOF PIPING SUPPORT DETAIL

- NO SCALE -

19

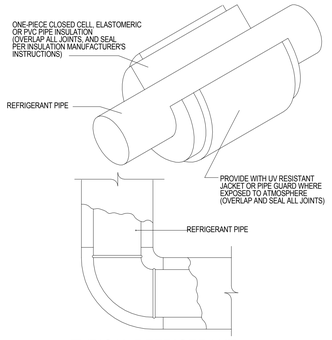

TYPICAL REFRIGERANT PIPING INSULATION DETAIL

- NO SCALE -

20

NOTES:
1. ALLOW SUFFICIENT SPACE BELOW DRAIN PAN FOR TRAP.
2. PITCH DRAIN FOR PROPER RUNOFF.
3. MANUALLY PRIME FILL TRAP BEFORE START-UP TO FORM INITIAL DRAIN SEAL.
4. SUPPORT LENGTHY DRAIN LINES TO PREVENT SAG AND CONDENSATE OVERFLOW.
a) THIS DIMENSION IN INCHES MUST BE GREATER THAN THE MAXIMUM FAN SUCTION STATIC PRESSURE IN INCHES WC (WITH DIRTY FILTERS, COILS, AND MAXIMUM AIR FLOW).
b) THIS DIMENSION IN INCHES MUST BE GREATER THAN 1/2 OF THE SAME MAXIMUM FAN SUCTION STATIC PRESSURE IN INCHES WC.
c) 1" WATER SEAL.

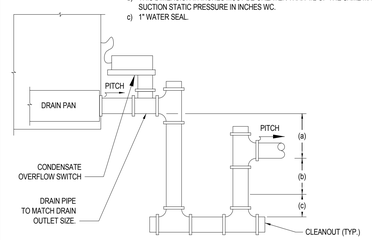

TYPICAL DRAW THRU CONDENSATE TRAP DETAIL

- NO SCALE -

21

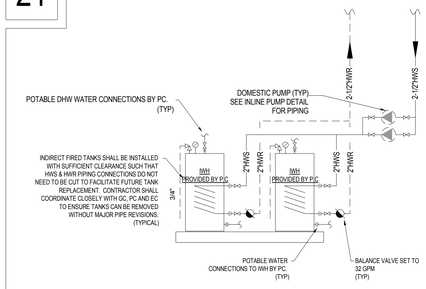

INDIRECT WATER HEATERS PIPING

- NO SCALE -

22

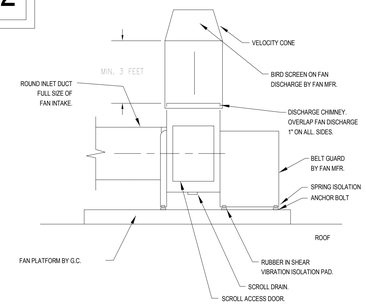

UTILITY SET GREASE EXHAUST FAN DETAIL

- NO SCALE -

23

NOTES:
1). PROVIDE VOLUME EXTRACTOR OR OPPOSED BLADE DAMPER AT REGISTER AS NOTED

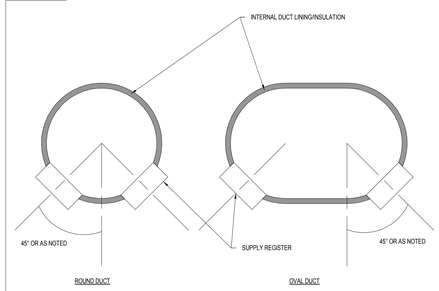

SPIRAL DUCT SUPPLY REGISTER CONNECTION DETAIL

- NO SCALE -

24

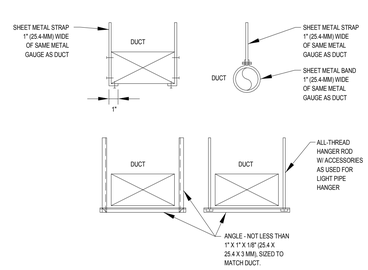

SHEET METAL DUCT HANGERS

- NO SCALE -

C:\Users\dcrory\Documents\18400 MEP_dcrory.rvt
1/24/2020 9:50:45 AM

Finegold Alexander Architects

PROJECT TEAM:

OWNER:
Leicester Public School
3 Washburn Sq. 3rd Floor
Leicester, MA 01524

Structural Engineer
RSE Associates, Inc.
63 Pleasant St. Ste. 200
Watertown, MA 02472
T: 617.926.9300

MPFP Engineer
BLW Engineers, Inc.
311 Great Road, Post Office Box 1551
Littleton, MA 01460
T: 978.486.4301

Landscape Architect
Warner Larson Landscape Architects
130 West Broadway
Boston, MA 02127
T: 617.464.1440

Electrical Engineer
ART Engineering
38 Front St. Flr 3
Worcester, MA 01608
T: 508.797.7071

Civil Engineer
Nitsch Engineering
2 Center Plaza, Suite 430
Boston, MA 02108
T: 617.338.0063

Geotechnical Engineer
McPhail Associates, LLC
2269 Massachusetts Ave.
Cambridge, MA 02140
T: 617.868.1420

Code Consultant
Jensen Hughes
1 Lincoln St.
Boston, MA 02111
T: 508.538.9409

Kitchen Consultant
Crabtree McGrath Associates, Inc.
161 West Main Street
Georgetown, MA 01833
T: 978.352.8500

Owners Project Manager
NV5
70 Fargo Street, Suite 800
Boston, MA 02210

KEY PLAN:

NORTH

SEAL:

Preliminary Not For Construction

PROJECT INFORMATION:

Leicester Middle School

70 Winslow Ave.
Leicester, MA 01524

PROJECT #: 201601510015
PROJECT ISSUE DATE: 02/13/2020
PROJECT STATUS: Schematic Design

SHEET NAME:

HVAC DETAIL SHEET 2

DRAWING HISTORY:

NO.	DATE	DESCRIPTION

SHEET #: **H-005**

HEATING DETAILS:

25

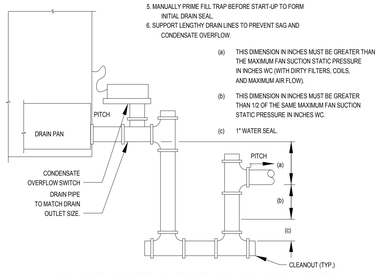

CONDENSATE OVERFLOW SWITCH DETAIL

- NO SCALE -

26

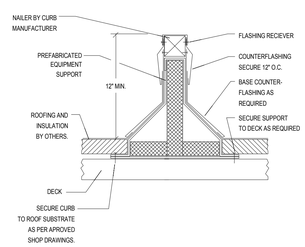

EQUIPMENT SUPPORT DETAIL

- NO SCALE -

27

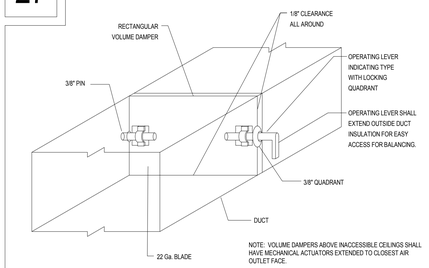

VOLUME DAMPER DETAIL

- NO SCALE -

28

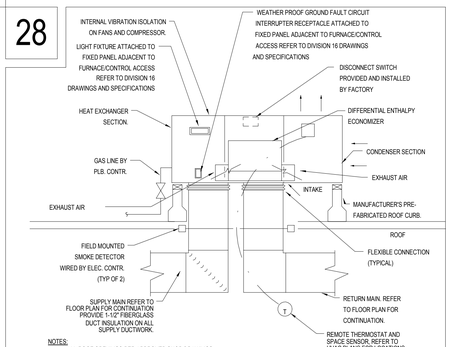

ROOF TOP UNIT DETAIL

- NO SCALE -

29

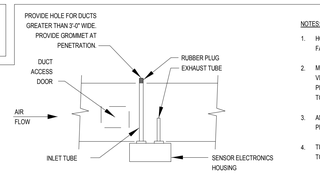

NOTES:
1. HOLE IN INLET TUBE TO FACE AIR STREAM.
2. MOUNT HOUSING IN VERTICAL OR HORIZONTAL PLANE (WITH RESPECT TO ELEVATION).
3. ANGULAR MOUNTING NOT PERMITTED.
4. TUBES TO RUN PARALLEL TO FLOOR.

DUCT SMOKE DETECTOR DETAIL

- NO SCALE -

30

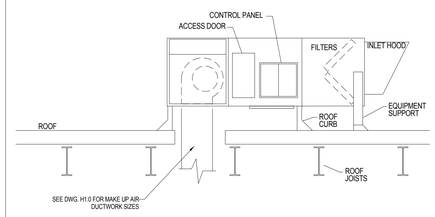

CONDENSATE OVERFLOW SWITCH DETAIL

- NO SCALE -

30

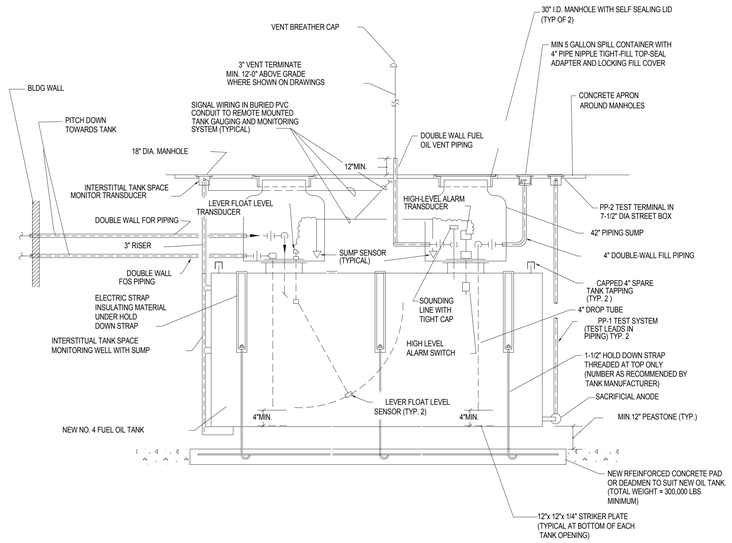

UNDERGROUND OIL TANK SCHEMATIC

- NO SCALE -

C:\Users\dcrory\Documents\18400 MEP_dcrory.rvt
1/24/2020 9:50:45 AM

Finegold Alexander Architects

PROJECT TEAM:

OWNER:
Leicester Public School
3 Washburn Sq. 3rd Floor
Leicester, MA 01524

Structural Engineer
RSE Associates, Inc.
63 Pleasant St. Ste. 200
Watertown, MA 02472
T: 617.926.9300

MPFP Engineer
BLW Engineers, Inc.
311 Great Road, Post Office Box 1551
Littleton, MA 01460
T: 978.486.4301

Landscape Architect
Warner Larson Landscape Architects
130 West Broadway
Boston, MA 02127
T: 617.464.1440

Electrical Engineer
ART Engineering
38 Front St. Flr 3
Worcester, MA 01608
T: 508.797.7071

Civil Engineer
Nitsch Engineering
2 Center Plaza, Suite 430
Boston, MA 02108
T: 617.338.0063

Geotechnical Engineer
McPhail Associates, LLC
2269 Massachusetts Ave.
Cambridge, MA 02140
T: 617.868.1420

Code Consultant
Jensen Hughes
1 Lincoln St.
Boston, MA 02111
T: 508.538.9409

Kitchen Consultant
Crabtree McGrath Associates, Inc.
161 West Main Street
Georgetown, MA 01833
T: 978.352.8500

Owners Project Manager
NV5
70 Fargo Street, Suite 800
Boston, MA 02210

KEY PLAN:

NORTH

SEAL:

Preliminary Not For Construction

PROJECT INFORMATION:

Leicester Middle School

70 Winslow Ave.
Leicester, MA 01524

PROJECT #: 201601510015
PROJECT ISSUE DATE: 02/13/2020
PROJECT STATUS: Schematic Design

SHEET NAME:
HVAC DETAIL SHEET 3

DRAWING HISTORY:

NO.	DATE	DESCRIPTION

SHEET #:
H-006

HEATING SEQUENCES:

1

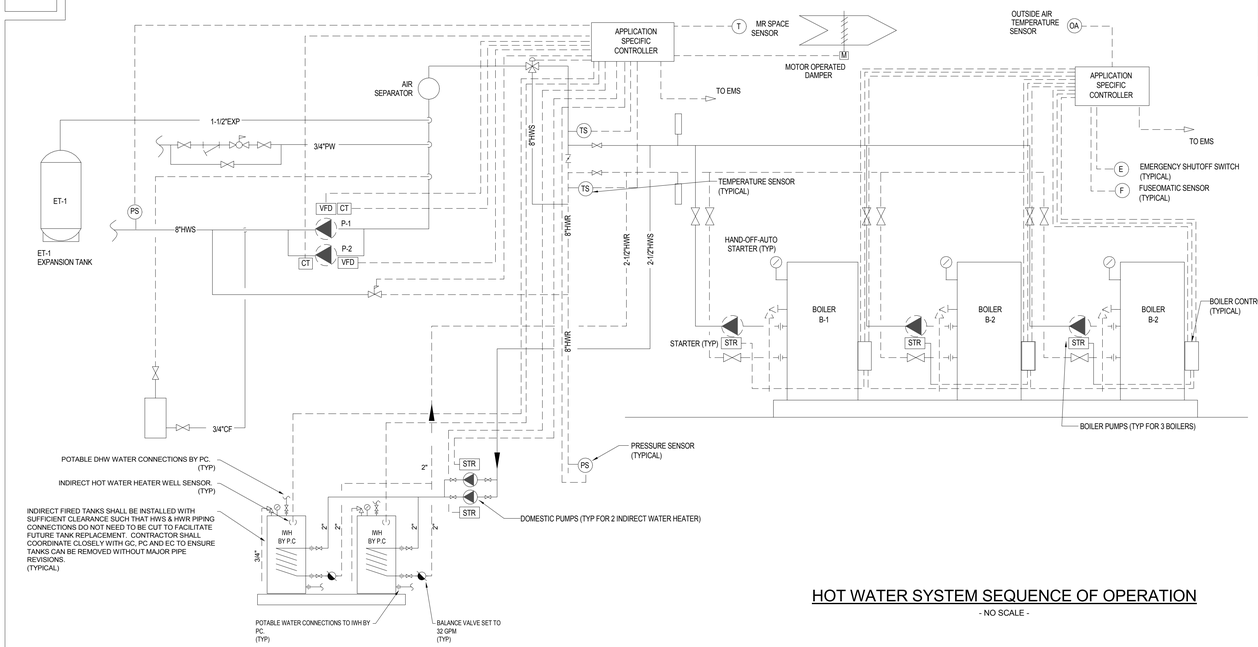

HOT WATER SYSTEM SEQUENCE OF OPERATION

- NO SCALE -

APPLICATION TABLE		
HEATING SYSTEM		
BOILERS	BOILER PUMPS	PUMPS
NEW BOILERS B-1, B-2, B-3	NEW BOILERS BP-1, 2, 3	P-1, P-2,

HEATING SYSTEM SEQUENCE OF OPERATION

THE HEATING SYSTEM SHALL BE MONITORED AND CONTROLLED BY THE EMS. THE BUILDING CONTROLER SHALL TOTALIZE THE RUN TIME OF EACH BOILER. THE SEQUENCES LISTED BELOW ARE REVERSIBLE UNLESS NOTED OTHEWISE.

BOILERS
THE BOILERS SHALL BE ENERGIZED BY WHEN THE EMS IS INDEXED TO THE HEATING MODE OF OPERATION. WHEN THE HEATING SYSTEM IS ENABLED, THE LEAD BUILDING HOT WATER CIRCULATING PUMPS (P-1 AND P-3) SHALL BE ENERGIZED AND OPERATE CONTINUOUSLY.

BOILERS SHALL OPERATE THROUGH THE EMS AND BOILER CONTROL PANEL TO PROVIDE LEAD/LAG CONTROL. THE LEAD BOILER AND ASSOCIATED BOILER PUMPS SHALL BE ENABLED. UPON A CALL FOR A BOILER BURNER TO OPERATE, THE BOILERS BURNER SHALL BE ENERGIZED AND SHALL OPERATE TO MAINTAIN THE BOILER WATER TEMPERATURE SETPOINT WITH DOMESTIC HOT WATER PRIORITY, UPON A FURTHER CALL FOR HEAT, THE LAG BOILERS AND ASSOCIATED BOILER PUMPS SHALL BE ENERGIZED IN SEQUENCE AS REQUIRED TO MAINTAIN THE BOILER WATER TEMPERATURE SETPOINT. HOT WATER TEMPERATURE SETPOINT SHALL BE RESET THROUGH THE EMS AND SYSTEM THREE-WAY VALVE BASED ON OUTSIDE AIR TEMPERATURE. THE HOT WATER SUPPLY WATER TEMPERATURE SHALL BE 180 F (ADJUSTABLE) WHEN THE OUTSIDE AIR TEMPERATURE IS 10 F (ADJUSTABLE) OR BELOW, 160 F (ADJUSTABLE) WHEN THE OUTSIDE AIR TEMPERATURE IS ABOVE 50 F (ADJUSTABLE), AND SHALL VARY LINEARLY BETWEEN 200 F (ADJUSTABLE) AND 160 F (ADJUSTABLE) WHEN THE OUTSIDE AIR TEMPERATURE IS BETWEEN 10 F (ADJUSTABLE) AND 40 F (ADJUSTABLE). .

THE EMS SHALL ENABLE/DISABLE, MONITOR STATUS AND BE TRANSMITTED ALARM SIGNALS FOR FLAME FAILURE AND LOW WATER FOR EACH BOILER. UPON A BOILER FAILURE ALARM, A FLAME FAILURE OR A LOW WATER ALARM FROM A BOILER, THE RESPECTIVE BOILER SHALL BE DEENERGIZED; THE NEXT BOILER IN THE LEAD/LAG SEQUENCE OF OPERATION SHALL BE ENERGIZED; THE APPROPRIATE ALARM SIGNAL SHALL BE TRANSMITTED TO THE EMS.

THE EMS SHALL ALSO MONITOR THE HOT WATER SYSTEM SUPPLY WATER TEMPERATURE AND RETURN WATER TEMPERATURE. UPON SENSING A HIGH LIMIT OR LOW LIMIT WATER TEMPERATURE, THE APPROPRIATE ALARM SIGNAL SHALL BE TRANSMITTED TO THE EMS.

BUILDING HOT WATER CIRCULATING PUMPS
THE BUILDING HOT WATER LEAD SUPPLY PUMPS (P-1 OR P-2 AND P-3 OR P-4) SHALL BE ENERGIZED. DIFFERENTIAL PRESSURE SENSORS SHALL MEASURE DIFFERENTIAL PRESSURE ACROSS EACH HWS & HWR PUMPING SYSTEM WHERE INDICATED ON THE WATER FLOW SCHEMATIC. THE BUILDING HOT WATER PUMPING SYSTEM SHALL UTILIZE THE PUMP VARIABLE FREQUENCY DRIVES AS REQUIRED TO MAINTAIN THE DIFFERENTIAL PRESSURE SETPOINT. WHEN THE VARIABLE SPEED DRIVES ARE REACHING THEIR MINIMUM SPEED, DIFFERENTIAL PRESSURE SHALL BE CONTROLLED THROUGH THE DIFFERENTIAL PRESSURE BYPASS VALVE.

PUMP STATUS OF ALL PUMPS SHALL BE MONITORED BY THE EMS. AFTER START UP FLOWS HAVE BEEN ESTABLISHED, IF A PUMP FLOW SWITCH SENSES A NO FLOW CONDITION, THE APPROPRIATE ALARM SIGNAL SHALL BE TRANSMITTED TO THE EMS; THE RESPECTIVE PUMP SHALL BE DEENERGIZED; AND THE NEXT PUMP IN THE SEQUENCE SHALL BE ENERGIZED. THE EMS SHALL ROTATE THE LEAD AND LAG PUMPS AFTER EACH SYSTEM HAS LOGGED 300 HOURS (ADJUSTABLE) OF RUN TIME.

BOILER ROOM HEAT DISSIPATION
THE MOTOR OPERATED DAMPER SHALL BE NORMALLY CLOSED. UPON SENSING A SPACE TEMPERATURE ABOVE 90°F(ADJ.) THE MOTOR OPERATED DAMPER SHALL ENERGIZE AND OPERATE TO THE FULL OPEN POSITION.

2

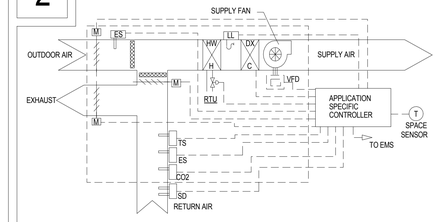

APPLICATION TABLE
ROOFTOP UNIT
RTU-3/4/5/6

ROOF TOP UNIT SEQUENCE OF OPERATION

ROOF TOP UNITS SHALL BE CONTROLLED THROUGH THE APPLICATION SPECIFIC CONTROLLER AND OPERATE CONTINUOUSLY.

THE SEQUENCE LISTED BELOW IS REVERSIBLE UNLESS NOTED OTHERWISE.

THE UNIT'S SUPPLY FAN SHALL BE ENERGIZED AND OPERATE CONTINUOUSLY; THE HOT WATER CONTROL VALVE SHALL BE CLOSED; THE ELECTRIC COOLING SHALL BE DEENERGIZED; THE OUTDOOR AIR, RETURN AIR, AND EXHAUST DAMPERS SHALL BE OPENED TO THE MINIMUM VENTILATION POSITION (SCHEDULED OA). THE CO2 SENSOR SHALL MODULATE THE OUTDOOR AIR, RETURN AIR, AND EXHAUST AIR DAMPERS TO MAINTAIN THE CO2 SETPOINT, 600 PPM (ADJ.) BUT NO MORE THAN THE SCHEDULED OUTDOOR AIR CAPACITY.

IF HEATING IS REQUIRED, THE HOT WATER CONTROL VALVE SHALL MODULATE OPEN AS REQUIRED TO MAINTAIN THE SUPPLY TEMPERATURE SETPOINT.

IF COOLING IS REQUIRED AND THE RETURN/EXHAUST AIR ENTHALPY IS HIGHER THAN THE OUTDOOR ENTHALPY, THE OUTDOOR AIR, RETURN AIR, AND EXHAUST AIR DAMPERS SHALL OPEN TO LOWER THE SUPPLY AIR TEMPERATURE (ECONOMIZER OPERATION) BUT NO LOWER THAN 55° F (ADJUSTABLE). IN THE COOLING MODE, IF FURHER COOLING IS REQUIRED OR IF THE RETURN/EXHAUST AIR ENTHALPY IS LOWER THAN THE OUTDOOR TEMPERATURE, THE OUTDOOR AIR, RETURN AIR, AND EXHAUST AIR DAMPERS SHALL CLOSE TO THE MINIMUM VENTILATION POSITION; AND THE ELECTRIC COOLING SHALL OPERATE AS REQUIRED TO MAINTAIN THE SUPPLY TEMPERATURE SETPOINT.

WHEN THE UNIT'S FREEZESTAT SENSES A LOW TEMPERATURE CONDITION AND/OR THE SMOKE DETECTOR SENSES A SMOKE CONDITION, THE UNIT'S SUPPLY AND RETURN FAN SHALL BE DE-ENERGIZED; THE SMOKE DAMPERS SHALL CLOSE; THE UNIT'S OUTDOOR AIR, RETURN AIR, AND EXHAUST AIR DAMPERS SHALL BE IN THE 100 PERCENT RETURN POSITION; THE ELECTRIC COOLING SHALL BE DEENERGIZED; AND THE APPROPRIATE ALARM SIGNAL SHALL BE TRANSMITTED TO THE EMS.

3

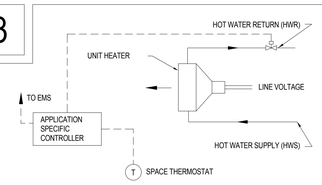

APPLICATION TABLE
UNIT HEATERS & CABINET UNIT HEATERS
UH & CUH

HOT WATER UNIT HEATER AND CABINET UNIT HEATER SEQUENCE OF OPERATION

THE UNIT HEATER/CABINET UNIT HEATER SHALL BE CONTROLLED BY AN INTEGRAL THERMOSTAT. THE SEQUENCE LISTED BELOW IS REVERSIBLE UNLESS NOTED OTHERWISE.

UPON A CALL FOR HEAT FROM THE SPACE THERMOSTAT, THE UNIT'S SUPPLY FAN SHALL BE ENERGIZED AND THE UNIT SHALL OPERATE TO MAINTAIN THE OCCUPIED SETPOINT.

4

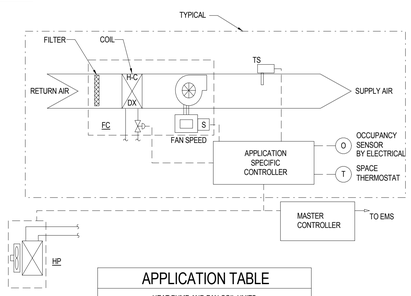

APPLICATION TABLE
HEAT PUMP AND FAN COIL UNITS
HP & FC

HEAT PUMP & FAN COIL UNITS SEQUENCE OF OPERATION

THE FAN COIL UNITS SHALL BE CONTROLLED THROUGH A CORRESPONDING SPACE THERMOSTAT AND THE MASTER CONTROL UNIT. THE HEAT PUMP UNIT SHALL BE CONTROLLED THROUGH THE MASTER CONTROL UNIT. THE SEQUENCE LISTED BELOW IS REVERSIBLE UNLESS NOTED OTHERWISE. MASTER CONTROL UNIT SHALL BE COMPATIBLE WITH EXISTING CAMPUS WIDE JOHNSON CONTROLS SYSTEM.

THE HEAT PUMP UNIT SHALL ENERGIZE AND OPERATE PER THE MANUFACTURER'S SEQUENCES. THE FAN COIL UNITS' SUPPLY FANS SHALL BE ENERGIZED AND OPERATE CONTINUOUSLY AT LOW SPEED.

THE SYSTEM SHALL BE CAPABLE OF PROVIDING SIMULTANEOUS HEATING AND COOLING TO MULTIPLE FAN COILS BASED ON THE CONDITIONS OF EACH ZONE.

OCCUPIED HOURS:

THE WALL MOUNTED OCCUPANCY SENSORS (BY ELECTRICAL) SHALL MONITOR SPACE OCCUPANCY; THE SPACE TEMPERATURE SHALL BE RESET TO 65°F (ADJ) IN THE HEATING MODE OR 80°F (ADJ.) IN THE ECONOMIZER MODE AFTER 30 MINUTES (ADJ.) OF THE SPACE BEING UNOCCUPIED.

HEATING MODE:

UPON A CALL FOR HEATING FROM THE SPACE THERMOSTAT THE FAN COIL SHALL OPERATE PER THE MANUFACTURER'S SEQUENCES TO MAINTAIN THE SPACE TEMPERATURE SETPOINT (ADJ.). UPON FURTHER CALL FOR HEAT, THE UNITS FAN SPEED SHALL BE INCREASED FROM LOW TO MEDIUM AND MEDIUM TO HIGH, AS REQUIRED TO MAINTAIN THE SPACE TEMPERATURE SETPOINT.

COOLING MODE:

UPON A CALL FOR COOLING FROM THE SPACE THERMOSTAT THE FAN COIL UNIT SHALL OPERATE PER THE MANUFACTURER'S SEQUENCES TO MAINTAIN SPACE TEMPERATURE SETPOINT (ADJ.). UPON A FURTHER CALL FOR COOLING THE UNIT SUPPLY FAN SPEED SHALL BE INCREASED FROM LOW TO MEDIUM AND MEDIUM TO HIGH, AS REQUIRED TO MAINTAIN THE SPACE TEMPERATURE SETPOINT.

UNOCCUPIED HOURS:

HEAT PUMP FAN COIL SHALL BE DEENERGIZED; UPON A CALL FOR HEAT FROM THE SPACE TEMPERATURE SENSOR, THE HEAT PUMP FAN COIL SHALL ENERGIZE AND OPERATE TO MAINTAIN A SPACE TEMPERATURE OF 55°F (ADJ)

5

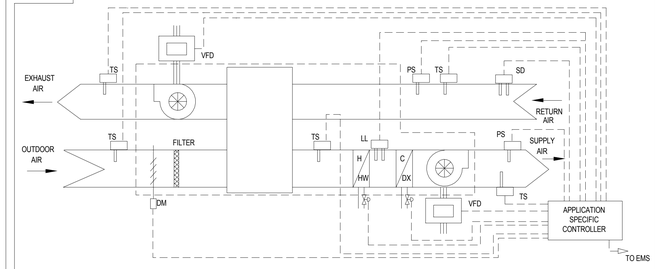

APPLICATION TABLE
ENERGY RECOVERY UNIT
ERV-1/2

ENERGY RECOVERY UNIT SEQUENCE OF OPERATION

THE ENERGY RECOVERY UNIT SHALL BE CONTROLLED THROUGH THE EMS SYSTEM. THE SEQUENCE LISTED BELOW IS REVERSIBLE UNLESS NOTED OTHERWISE.

OCCUPIED HOURS
THE ENERGY RECOVERY UNIT SUPPLY FAN SHALL BE ENERGIZED AND OPERATED CONTINUOUSLY TO MAINTAIN PRESSURE WITHIN THE DUCT; THE UNIT'S EXHAUST FAN SHALL BE ENERGIZED AND OPERATE CONTINUOUSLY TO MAINTAIN PRESSURE WITHIN THE DUCT; AND THE UNIT'S HEAT RECOVERY WHEEL SHALL BE ENERGIZED AND OPERATE CONTINUOUSLY.

IF THE SUPPLY AIR TEMPERATURE SENSOR IS CALLING FOR HEATING. THE HOT WATER HEATING CONTROL VALVE SHALL MODULATE OPEN AS REQUIRED TO MAINTAIN THE SUPPLY TEMPERATURE SETPOINT.

IF THE SUPPLY AIR TEMPERATURE SENSOR IS CALLING FOR COOLING AND THE EXHAUST AIR ENTHALPY IS HIGHER THAN THE OUTDOOR ENTHALPY, THE HEAT WHEEL VARIABLE FREQUENCY DRIVE SHALL MODULATE THE WHEEL SPEED FOR ECONOMIZER OPERATION AS REQUIRED TO MAINTAIN THE DISCHARGE AIR TEMPERATURE SETPOINT (ADJUSTABLE).

UPON A FURTHER CALL FOR COOLING WHEN THE EXHAUST AIR ENTHALPY IS HIGHER THAN THE OUTDOOR ENTHALPY, THE BUILDING IS INDEXED TO THE COOLING MODE AND THE BYPASS DAMPER IS IN THE 100% ECONOMIZER POSITION, THE HEAT WHEEL IS DEEENERGIZED AND THE DX COOLING SHALL ENERGIZE AND OPERATE AS REQUIRED TO MAINTAIN THE DISCHARGE AIR TEMPERATURE SETPOINT (ADJUSTABLE).

IF COOLING IS REQUIRED AND THE EXHAUST AIR ENTHALPY IS HIGHER THAN THE OUTDOOR TEMPERATURE THE HEAT RECOVERY WHEEL SHALL BE DEENERGIZED FOR ECONOMIZER OPERATION.

DEFROST CONTROL SHALL BE PROVIDED THROUGH THE UNIT'S PACKAGED CONTROLS.

6

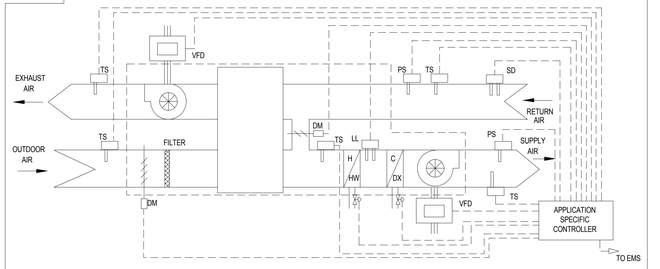

APPLICATION TABLE
ENERGY RECOVERY ROOFTOP UNIT
RTU-1/2

ENERGY RECOVERY UNIT ROOFTOP UNIT SEQUENCE OF OPERATION

THE ENERGY RECOVERY UNIT SHALL BE CONTROLLED THROUGH THE EMS SYSTEM. THE SEQUENCE LISTED BELOW IS REVERSIBLE UNLESS NOTED OTHERWISE.

OCCUPIED HOURS
THE ENERGY RECOVERY UNIT SUPPLY FAN SHALL BE ENERGIZED AND OPERATED CONTINUOUSLY; THE UNIT'S EXHAUST FAN SHALL BE ENERGIZED AND OPERATE CONTINUOUSLY; AND THE UNIT'S HEAT RECOVERY WHEEL SHALL BE ENERGIZED AND OPERATE CONTINUOUSLY.

IF THE SPACE TEMPERATURE SENSOR IS CALLING FOR HEATING. THE HOT WATER HEATING CONTROL VALVE SHALL MODULATE OPEN AS REQUIRED TO MAINTAIN THE SUPPLY TEMPERATURE SETPOINT. THE SUPPLY TEMPERATURE SETPOINT SHALL RESET BASED ON THE SPACE TEMPERATURE.

IF THE SPACE TEMPERATURE SENSOR IS CALLING FOR COOLING AND THE EXHAUST AIR ENTHALPY IS HIGHER THAN THE OUTDOOR ENTHALPY, THE HEAT WHEEL VARIABLE FREQUENCY DRIVE SHALL MODULATE THE WHEEL SPEED FOR ECONOMIZER OPERATION AS REQUIRED TO MAINTAIN THE DISCHARGE AIR TEMPERATURE SETPOINT (ADJUSTABLE).

UPON A FURTHER CALL FOR COOLING WHEN THE EXHAUST AIR ENTHALPY IS HIGHER THAN THE OUTDOOR ENTHALPY, THE BUILDING IS INDEXED TO THE COOLING MODE AND THE BYPASS DAMPER IS IN THE 100% ECONOMIZER POSITION, THE HEAT WHEEL IS DEEENERGIZED AND THE DX COOLING SHALL ENERGIZE AND OPERATE AS REQUIRED TO MAINTAIN THE DISCHARGE AIR TEMPERATURE SETPOINT (ADJUSTABLE).

IF COOLING IS REQUIRED AND THE EXHAUST AIR ENTHALPY IS HIGHER THAN THE OUTDOOR TEMPERATURE THE HEAT RECOVERY WHEEL SHALL BE DEENERGIZED FOR ECONOMIZER OPERATION.

DEFROST CONTROL SHALL BE PROVIDED THROUGH THE UNIT'S PACKAGED CONTROLS.

Finegold Alexander Architects

PROJECT TEAM:

OWNER:
Leicester Public School
3 Washburn Sq. 3rd Floor
Leicester, MA 01524

Structural Engineer
RSE Associates, Inc.
63 Pleasant St. Ste. 200
Watertown, MA 02472
T: 617.926.9300

MPFP Engineer
BLW Engineers, Inc.
311 Great Road, Post Office Box 1551
Littleton, MA 01460
T: 978.486.4301

Landscape Architect
Warner Larson Landscape Architects
130 West Broadway
Boston, MA 02127
T: 617.464.1440

Electrical Engineer
ART Engineering
38 Front St. Flr 3
Worcester, MA 01608
T: 508.797.7071

Civil Engineer
Nitsch Engineering
2 Center Plaza, Suite 430
Boston, MA 02108
T: 617.338.0063

Geotechnical Engineer
McPhail Associates, LLC
2269 Massachusetts Ave.
Cambridge, MA 02140
T: 617.868.1420

Code Consultant
Jensen Hughes
1 Lincoln St.
Boston, MA 02111
T: 508.538.9409

Kitchen Consultant
Crabtree McGrath Associates, Inc.
161 West Main Street
Georgetown, MA 01833
T: 978.352.8500

Owners Project Manager
NV5
70 Fargo Street, Suite 800
Boston, MA 02210

KEY PLAN:

NORTH

SEAL:

Preliminary Not For Construction

PROJECT INFORMATION:

Leicester Middle School

70 Winslow Ave.
Leicester, MA 01524

PROJECT #: 201601510015
PROJECT ISSUE DATE: 02/13/2020
PROJECT STATUS: Schematic Design

SHEET NAME:

HVAC CONTROLS SHEET 1

DRAWING HISTORY:

NO.	DATE	DESCRIPTION

SHEET #:

H-007

C:\Users\dcrory\Documents\18400 MEP_dcrory.rvt
1/24/2020 9:50:45 AM

HEATING SEQUENCES:

7

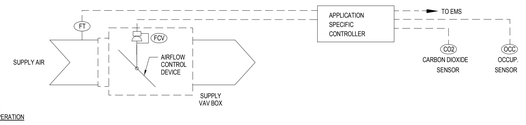

TYPICAL VAV BOX
SEQUENCE OF OPERATION

VAV BOXES SHALL BE CONTROLLED THROUGH THERMOSTAT (AND BACNET CONTROLLER WHERE PROVIDED) AND OPERATE PER THE OCCUPANCY SENSOR OR THE FOLLOWING SCHEDULE WHERE NOT PROVIDED:

OCCUPIED HOURS (ADJ.) - MONDAY THRU SUNDAY, 5AM - 9PM

UNOCCUPIED HOURS (ADJ.) - MONDAY THRU SUNDAY, 9PM-5AM

GENERAL:

a. VARIABLE AIR VOLUME BOX (VAV) SHALL BE CONTROLLED BY A LOCAL (BOX MOUNTED) DDC CONTROLLER COMMUNICATING WITH THE BAS. ALL BOXES SHALL BE CAPABLE OF VARIABLE, TWO POSITION AND CONSTANT AIR VOLUME OPERATION. PROVIDE INPUT/OUTPUT EXPANSION MODULES AS REQUIRED TO PERFORM SEQUENCES OUTLINED. SEE TYPICAL SPACE SEQUENCES FOR OPERATING REQUIREMENTS.
b. SETPOINTS AND OCCUPANCY SCHEDULING SHALL BE ADJUSTABLE FROM THE BAS. THE BAS SHALL BE CAPABLE OF ADJUSTING SETPOINTS AND STATUS GLOBALLY AS WELL AS ON AN INDIVIDUAL BOX BASIS.
c. ALL BOXES SHALL BE NORMALLY OPEN UNLESS NOTED OTHERWISE.
d. VAV BOX AIR FLOW RATE SETPOINT AS MEASURED AT FT SHALL BE MAINTAINED BY THE LOCAL CONTROLLER REGARDLESS OF UPSTREAM PRESSURE (PRESSURE INDEPENDENT OPERATION). THE BAS SHALL MONITOR AND DISPLAY (UPON REQUEST) THE FLOW RATE OF ANY VAV BOX.

ALARMS:
THE FOLLOWING SHALL INITIATE A SPECIFIC ALARM NOTICE AT THE BAS:

a. CO2 LEVELS 100 PPM ABOVE SETPOINT - 10 MINUTE TIME DELAY.
b. CO2 LEVELS 100 PPM BELOW SETPOINT - 10 MINUTE TIME DELAY.
c. AIR FLOW RATE 10% ABOVE SETPOINT FOR 5 CONSECUTIVE MINUTES.
d. AIR FLOW RATE 10% BELOW SETPOINT FOR 5 CONSECUTIVE MINUTES.

OCCUPIED MODE:
a. VAV BOX SHALL OPERATE BETWEEN PRESET FLOW RATES (CFM) SHOWN ON THE PLANS (OCCUPIED MAXIMUM TO OCCUPIED MINIMUM). WHERE THESE VALUES ARE SHOWN TO BE THE SAME, THE BOX SHALL MAINTAIN CONSTANT VOLUME. THE LOCAL CONTROLLER AND THE BAS SHALL MONITOR AIR FLOW RATE AT FT. THE LOCAL CONTROLLER SHALL MODULATE AIR FLOW RATE VIA FCV.
b. WHEN THE CO2 LEVEL IS AT OR ABOVE OCCUPIED SETPOINT, THE ELECTRIC REHEAT COIL SHALL BE OFF AND THE AIR FLOW CONTROL DAMPER FCV SHALL BE MODULATED AS REQUIRED TO MAINTAIN SPACE CO2 LEVEL SETPOINT. AS THE CO2 LEVELS DROPS, THE AIR FLOW CONTROL DAMPER SHALL BE MODULATED CLOSED TO REDUCE FLOW AS REQUIRED TO MAINTAIN THE CO2 SETPOINT. UPON A RISE IN CO2 LEVELS, THE REVERSE SHALL OCCUR.

UNOCCUPIED MODE:
a. VAV BOX SHALL CLOSE

8

APPLICATION TABLE
DISHWASHER EXHAUST FAN
DEF-1

EXHAUST FAN
SEQUENCE OF OPERATION

THE DISHWASHER EXHAUST FAN SHALL BE CONTROLLER BY THE DISHWASHER "ON/OFF SWITCH.

WHEN THE SWITCH IS ON THE ON POSITION, THE DISHWASHER EXHAUST FAN SHALL BE ENERGIZED.

WHEN THE SWITCH IS IN THE "OFF" POSITION, THE DISHWASHER FAN SHALL BE DEENERGIZED.

9

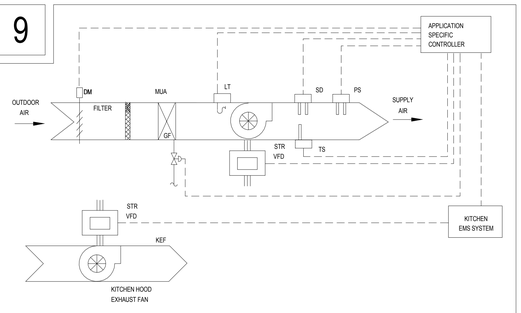

APPLICATION TABLE	
MAKE UP AIR	HOOD/EXHAUST
MAU-1	KEF-1

KITCHEN MAKE UP AIR & EXHAUST FAN SEQUENCE OF OPERATION

THE KITCHEN MAKEUP AIR UNIT, KITCHEN EXHAUST HOOD FAN AND DISHWASHER EXHAUST FAN SHALL BE CONTROLLED THROUGH THE APPLICATION SPECIFIC CONTROLLER. THE SEQUENCE LISTED BELOW IS REVERSIBLE UNLESS NOTED OTHERWISE.

WHEN THE KITCHEN HOOD ON/OFF SWITCH IS IN THE "OFF" POSITION, THE ASSOCIATED HOOD EXHAUST FAN AND MAKEUP AIR UNIT SHALL BE DE-ENERGIZED. WHEN THE KITCHEN HOOD EXHAUST FAN ON/OFF SWITCH IS IN THE "ON" POSITION THE KITCHEN HOOD EXHAUST FAN SHALL BE ENERGIZED AND OPERATE THROUGH THE EXHAUST FAN VARIABLE SPEED DRIVE TO MAINTAIN THE EXHAUST AIR FLOW DETERMINED BY THE APPLICATION SPECIFIC CONTROLLER; THE MAKEUP AIR UNIT SHALL ENERGIZE AND OPERATE THROUGH THE VARIABLE SPEED DRIVE TO MAINTAIN THE SUPPLY AIR FLOW DETERMINED BY THE APPLICATION SPECIFIC CONTROLLER; THE UNIT SHALL OPERATE TO MAINTAIN A CONSTANT DISCHARGE AIR TEMPERATURE, 68° F (ADJUSTABLE). UPON A CALL FOR HEAT FROM THE DISCHARGE AIR TEMPERATURE SENSOR, THE MODULATING GAS VALVE SHALL MODULATE OPEN AS REQUIRED TO MAINTAIN THE DISCHARGE AIR TEMPERATURE SETPOINT.

THE HOOD'S FIRE SUPPRESSION SYSTEM SHALL BE AUTOMATICALLY ACTIVATED AS REQUIRED. UPON FIRE SYSTEM ACTIVATION, THE MAKEUP AIR UNIT'S SUPPLY FAN SHALL BE DE-ENERGIZED AND OUTDOOR AIR DAMPER SHALL CLOSE, THE KITCHEN EXHAUSTS FAN SHALL BE ENERGIZED AND AN ALARM SHALL BE TRANSMITTED TO THE BUILDING'S FIRE ALARM CONTROL PANEL.

WHEN THE SMOKE DETECTOR SENSES A SMOKE CONDITION, THE UNIT SUPPLY FAN SHALL BE DE-ENERGIZED; THE UNIT'S OUTDOOR AIR DAMPERS SHALL BE CLOSED

Finegold Alexander Architects

PROJECT TEAM:

OWNER:
Leicester Public School
3 Washburn Sq. 3rd Floor
Leicester, MA 01524

Structural Engineer
RSE Associates, Inc.
63 Pleasant St. Ste. 200
Watertown, MA 02472
T: 617.926.9300

MPFP Engineer
BLW Engineers, Inc.
311 Great Road, Post Office Box 1551
Littleton, MA 01460
T: 978.486.4301

Landscape Architect
Warner Larson Landscape Architects
130 West Broadway
Boston, MA 02127
T: 617.464.1440

Electrical Engineer
ART Engineering
38 Front St. Flr 3
Worcester, MA 01608
T: 508.797.7071

Civil Engineer
Nitsch Engineering
2 Center Plaza, Suite 430
Boston, MA 02108
T: 617.338.0063

Geotechnical Engineer
McPhail Associates, LLC
2269 Massachusetts Ave.
Cambridge, MA 02140
T: 617.868.1420

Code Consultant
Jensen Hughes
1 Lincoln St.
Boston, MA 02111
T: 508.538.9409

Kitchen Consultant
Crabtree McGrath Associates, Inc.
161 West Main Street
Georgetown, MA 01833
T: 978.352.8500

Owners Project Manager
NV5
70 Fargo Street, Suite 800
Boston, MA 02210

KEY PLAN:

NORTH

SEAL:

Preliminary
Not For
Construction

PROJECT INFORMATION:

Leicester Middle School

70 Winslow Ave.
Leicester, MA 01524

PROJECT #: 201601510015
PROJECT ISSUE DATE: 02/13/2020
PROJECT STATUS: Schematic Design

SHEET NAME:
HVAC CONTROLS SHEET 2

DRAWING HISTORY:

NO.	DATE	DESCRIPTION

SHEET #: **H-008**

C:\Users\dcrory\Documents\118400 MEP_dcrory.rvt
1/24/2020 9:50:46 AM

MECHANICAL GENERAL NOTES:

1. CONTRACTOR SHALL PROVIDE VOLUME DAMPERS FOR ALL RUNOUTS.
2. CONTRACTOR SHALL PROVIDE 3/4"HWS&R RUNOUTS FOR ALL CUH & UH TO NEAREST MAIN
3. CONTRACTOR SHALL PROVIDE 1"D PIPE FROM ALL FC TO NEAREST DRAIN CONNECTION (APPROX. 50').
4. CONTRACTOR SHALL PROVIDE REFRIGERANT PIPING (RS, RL, AND HL) FROM HP TO ASSOCIATED BRANCH SELECTOR.
5. CONTRACTOR SHALL PROVIDE REFRIGERANT PIPING (RS AND RL) FROM FC TO BRANCH SELECTOR
6. CONTRACTOR SHALL PROVIDE THERMOSTAT FOR ALL FC, RTU, CUH, AND UH.
7. CONTRACTOR SHALL PROVIDE CO2 SENSOR FOR ALL VAV BOXES.

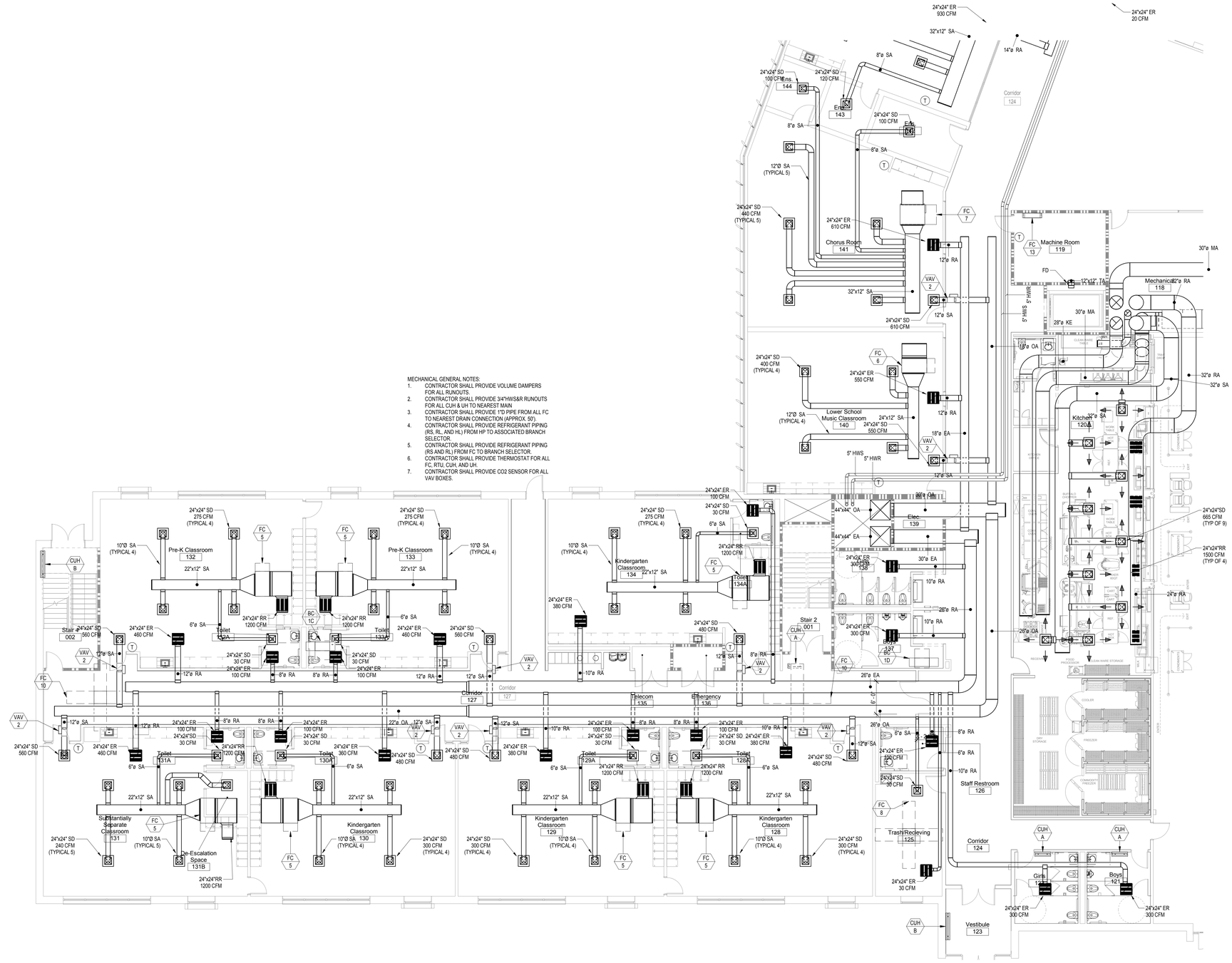

C:\Users\dcrory\Documents\18400 MEP_dcrory.rvt
1/24/2020 9:50:06 AM

Finegold Alexander Architects

PROJECT TEAM:

OWNER:
Leicester Public School
3 Washburn Sq. 3rd Floor
Leicester, MA 01524

Structural Engineer
RSE Associates, Inc.
63 Pleasant St. Ste. 200
Watertown, MA 02472
T: 617.926.9300

MPFP Engineer
BLW Engineers, Inc.
311 Great Road, Post Office Box 1551
Littleton, MA 01460
T: 978.486.4301

Landscape Architect
Warner Larson Landscape Architects
130 West Broadway
Boston, MA 02127
T: 617.464.1440

Electrical Engineer
ART Engineering
38 Front St. Flr 3
Worcester, MA 01608
T: 508.797.7071

Civil Engineer
Nitsch Engineering
2 Center Plaza, Suite 430
Boston, MA 02108
T: 617.338.0063

Geotechnical Engineer
McPhail Associates, LLC
2269 Massachusetts Ave.
Cambridge, MA 02140
T: 617.868.1420

Code Consultant
Jensen Hughes
1 Lincoln St.
Boston, MA 02111
T: 508.538.9409

Kitchen Consultant
Crabtree McGrath Associates, Inc.
161 West Main Street
Georgetown, MA 01833
T: 978.352.8500

Owners Project Manager
NV5
70 Fargo Street, Suite 800
Boston, MA 02210

KEY PLAN:

NORTH

SEAL:

Preliminary Not For Construction

PROJECT INFORMATION:

Leicester Middle School

70 Winslow Ave.
Leicester, MA 01524

PROJECT #: 201601510015
PROJECT ISSUE DATE: 02/13/2020
PROJECT STATUS: Schematic Design

SHEET NAME:

HVAC
FIRST FLOOR PARTIAL PLAN
PART A

DRAWING HISTORY:

NO.	DATE	DESCRIPTION

SHEET #:

H111

MECHANICAL GENERAL NOTES:

1. CONTRACTOR SHALL PROVIDE VOLUME DAMPERS FOR ALL RUNOUTS.
2. CONTRACTOR SHALL PROVIDE 3/4"HWS&R RUNOUTS FOR ALL CUH & UH TO NEAREST MAIN
3. CONTRACTOR SHALL PROVIDE 1"D PIPE FROM ALL FC TO NEAREST DRAIN CONNECTION (APPROX. 50').
4. CONTRACTOR SHALL PROVIDE REFRIGERANT PIPING (RS, RL, AND HL) FROM HP TO ASSOCIATED BRANCH SELECTOR.
5. CONTRACTOR SHALL PROVIDE REFRIGERANT PIPING (RS AND RL) FROM FC TO BRANCH SELECTOR.
6. CONTRACTOR SHALL PROVIDE THERMOSTAT FOR ALL FC, RTU, CUH, AND UH.
7. CONTRACTOR SHALL PROVIDE CO2 SENSOR FOR ALL VAV BOXES.

C:\Users\dcrory\Documents\18400 MEP_dcrory.rvt
1/24/2020 9:50:09 AM

Finegold Alexander Architects

PROJECT TEAM:

OWNER:
Leicester Public School
3 Washburn Sq. 3rd Floor
Leicester, MA 01524

Structural Engineer
RSE Associates, Inc.
63 Pleasant St. Ste. 200
Watertown, MA 02472
T: 617.926.9300

MPFP Engineer
BLW Engineers, Inc.
311 Great Road, Post Office Box 1551
Littleton, MA 01460
T: 978.486.4301

Landscape Architect
Warner Larson Landscape Architects
130 West Broadway
Boston, MA 02127
T: 617.464.1440

Electrical Engineer
ART Engineering
38 Front St. Flr 3
Worcester, MA 01608
T: 508.797.7071

Civil Engineer
Nitsch Engineering
2 Center Plaza, Suite 430
Boston, MA 02108
T: 617.338.0063

Geotechnical Engineer
McPhail Associates, LLC
2269 Massachusetts Ave.
Cambridge, MA 02140
T: 617.868.1420

Code Consultant
Jensen Hughes
1 Lincoln St.
Boston, MA 02111
T: 508.538.9409

Kitchen Consultant
Crabtree McGrath Associates, Inc.
161 West Main Street
Georgetown, MA 01833
T: 978.352.8500

Owners Project Manager
NV5
70 Fargo Street, Suite 800
Boston, MA 02210

KEY PLAN:

NORTH

SEAL:

PROJECT INFORMATION:

Leicester Middle School

70 Winslow Ave.
Leicester, MA 01524

PROJECT #: 201601510015
PROJECT ISSUE DATE: 02/13/2020
PROJECT STATUS: Schematic Design

SHEET NAME:

HVAC
FIRST FLOOR PARTIAL PLAN
PART B

DRAWING HISTORY:

NO.	DATE	DESCRIPTION

SHEET #: **H112**

Finegold Alexander Architects

PROJECT TEAM:

OWNER:
Leicester Public School
3 Washburn Sq. 3rd Floor
Leicester, MA 01524

Structural Engineer
RSE Associates, Inc.
63 Pleasant St. Ste. 200
Watertown, MA 02472
T: 617.926.9300

MPFP Engineer
BLW Engineers, Inc.
311 Great Road, Post Office Box 1551
Littleton, MA 01460
T: 978.486.4301

Landscape Architect
Warner Larson Landscape Architects
130 West Broadway
Boston, MA 02127
T: 617.464.1440

Electrical Engineer
ART Engineering
38 Front St. Flr 3
Worcester, MA 01608
T: 508.797.7071

Civil Engineer
Nitsch Engineering
2 Center Plaza, Suite 430
Boston, MA 02108
T: 617.338.0063

Geotechnical Engineer
McPhail Associates, LLC
2269 Massachusetts Ave.
Cambridge, MA 02140
T: 617.868.1420

Code Consultant
Jensen Hughes
1 Lincoln St.
Boston, MA 02111
T: 508.538.9409

Kitchen Consultant
Crabtree McGrath Associates, Inc.
161 West Main Street
Georgetown, MA 01833
T: 978.352.8500

Owners Project Manager
NV5
70 Fargo Street, Suite 800
Boston, MA 02210

KEY PLAN:

NORTH

SEAL:

Preliminary Not For Construction

PROJECT INFORMATION:

Leicester Middle School

70 Winslow Ave.
Leicester, MA 01524

PROJECT #: 201601510015
PROJECT ISSUE DATE: 02/13/2020
PROJECT STATUS: Schematic Design

SHEET NAME:

HVAC
FIRST FLOOR PARTIAL PLAN
PART C

DRAWING HISTORY:

NO.	DATE	DESCRIPTION

SHEET #:

H113

C:\Users\dcrory\Documents\18400 MEP_dcrory.rvt
1/24/2020 9:50:13 AM

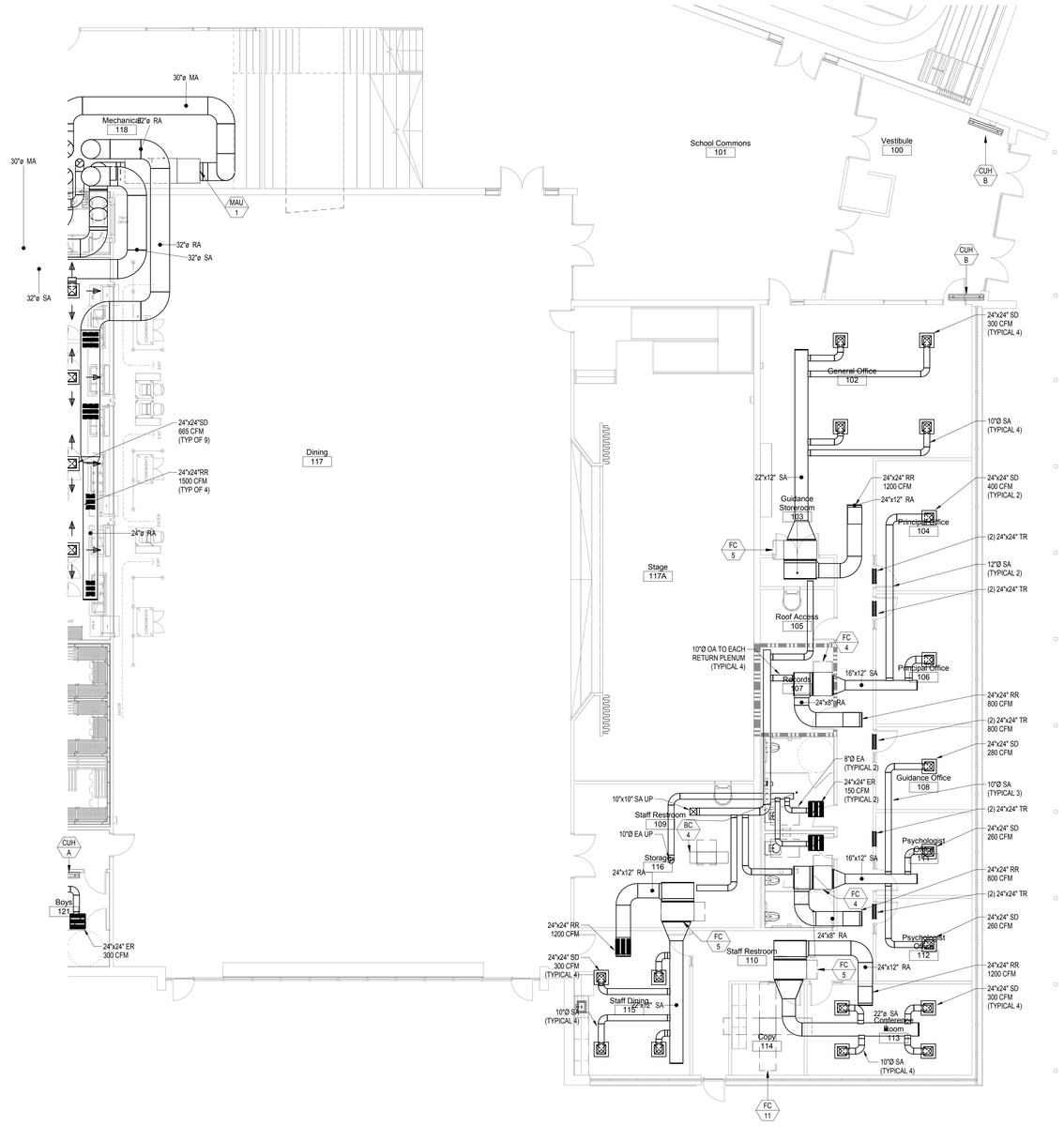

MECHANICAL GENERAL NOTES:

1. CONTRACTOR SHALL PROVIDE VOLUME DAMPERS FOR ALL RUNOUTS.
2. CONTRACTOR SHALL PROVIDE 3/4"HWS&R RUNOUTS FOR ALL CUH & UH TO NEAREST MAIN
3. CONTRACTOR SHALL PROVIDE 1"D PIPE FROM ALL FC TO NEAREST DRAIN CONNECTION (APPROX. 50').
4. CONTRACTOR SHALL PROVIDE REFRIGERANT PIPING (RS, RL, AND HL) FROM HP TO ASSOCIATED BRANCH SELECTOR.
5. CONTRACTOR SHALL PROVIDE REFRIGERANT PIPING (RS AND RL) FROM FC TO BRANCH SELECTOR
6. CONTRACTOR SHALL PROVIDE THERMOSTAT FOR ALL FC, RTU, CUH, AND UH.
7. CONTRACTOR SHALL PROVIDE CO2 SENSOR FOR ALL VAV BOXES.

Finegold Alexander Architects

PROJECT TEAM:

OWNER:
Leicester Public School
3 Washburn Sq. 3rd Floor
Leicester, MA 01524

Structural Engineer
RSE Associates, Inc.
63 Pleasant St. Ste. 200
Watertown, MA 02472
T: 617.926.9300

MPFP Engineer
BLW Engineers, Inc.
311 Great Road, Post Office Box 1551
Littleton, MA 01460
T: 978.486.4301

Landscape Architect
Warner Larson Landscape Architects
130 West Broadway
Boston, MA 02127
T: 617.464.1440

Electrical Engineer
ART Engineering
38 Front St. Flr 3
Worcester, MA 01608
T: 508.797.7071

Civil Engineer
Nitsch Engineering
2 Center Plaza, Suite 430
Boston, MA 02108
T: 617.338.0063

Geotechnical Engineer
McPhail Associates, LLC
2269 Massachusetts Ave.
Cambridge, MA 02140
T: 617.868.1420

Code Consultant
Jensen Hughes
1 Lincoln St.
Boston, MA 02111
T: 508.538.9409

Kitchen Consultant
Crabtree McGrath Associates, Inc.
161 West Main Street
Georgetown, MA 01833
T: 978.352.8500

Owners Project Manager
NV5
70 Fargo Street, Suite 800
Boston, MA 02210

KEY PLAN:

NORTH

SEAL:

Preliminary
Not For
Construction

PROJECT INFORMATION:

Leicester Middle School

70 Winslow Ave.
Leicester, MA 01524

PROJECT #: 201601510015
PROJECT ISSUE DATE: 02/13/2020
PROJECT STATUS: Schematic Design

SHEET NAME:

HVAC
FIRST FLOOR PARTIAL PLAN
PART D

DRAWING HISTORY:

NO.	DATE	DESCRIPTION

SHEET #:

H114

C:\Users\dcrory\Documents\18400 MEP_dcrory.rvt
1/24/2020 9:50:17 AM

MECHANICAL GENERAL NOTES:

1. CONTRACTOR SHALL PROVIDE VOLUME DAMPERS FOR ALL RUNOUTS.
2. CONTRACTOR SHALL PROVIDE 3/4"HWS&R RUNOUTS FOR ALL CUH & UH TO NEAREST MAIN
3. CONTRACTOR SHALL PROVIDE 1"D PIPE FROM ALL FC TO NEAREST DRAIN CONNECTION (APPROX. 50').
4. CONTRACTOR SHALL PROVIDE REFRIGERANT PIPING (RS, RL, AND HL) FROM HP TO ASSOCIATED BRANCH SELECTOR.
5. CONTRACTOR SHALL PROVIDE REFRIGERANT PIPING (RS AND RL) FROM FC TO BRANCH SELECTOR.
6. CONTRACTOR SHALL PROVIDE THERMOSTAT FOR ALL FC, RTU, CUH, AND UH.
7. CONTRACTOR SHALL PROVIDE CO2 SENSOR FOR ALL VAV BOXES.

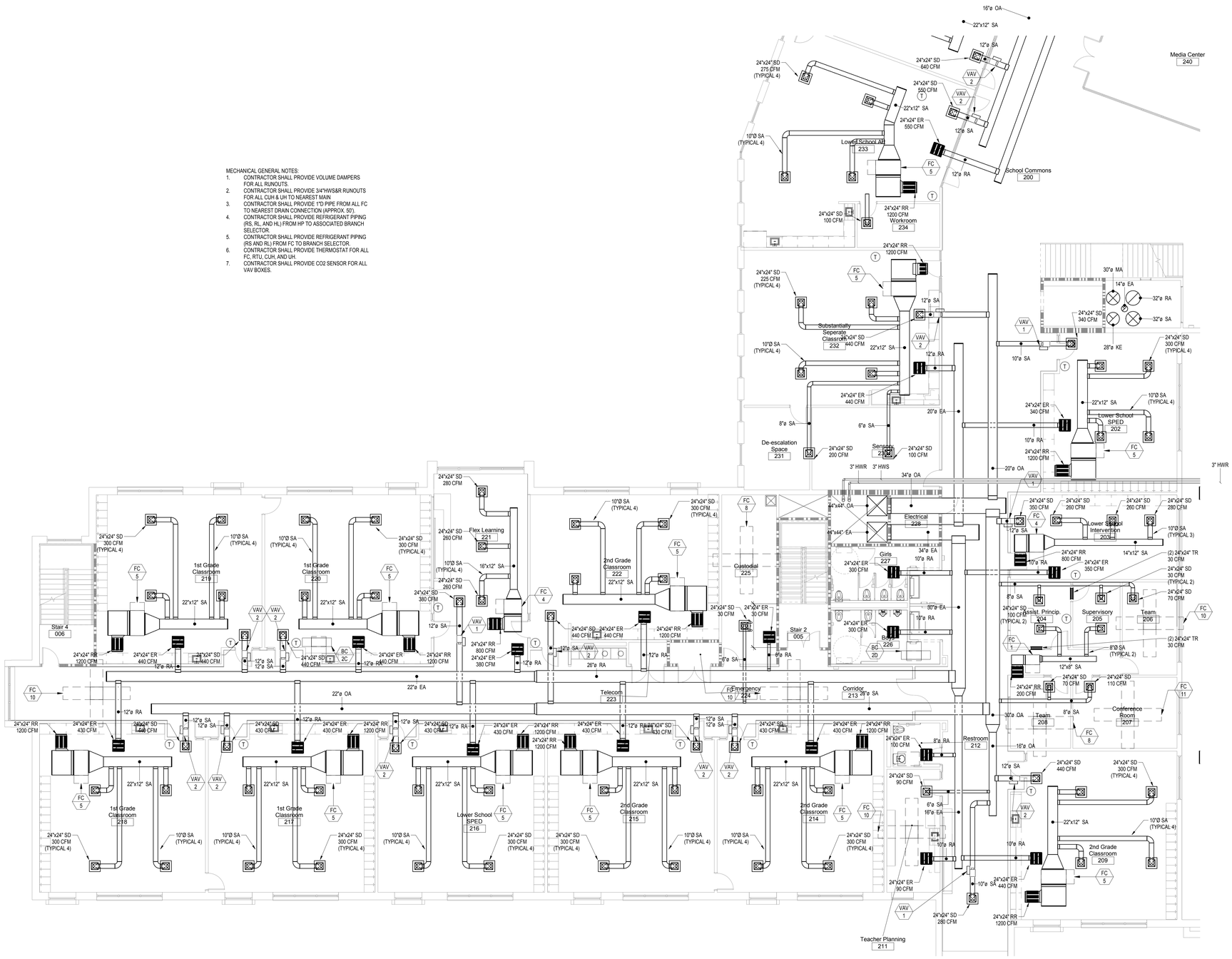

Finegold Alexander Architects

PROJECT TEAM:

OWNER:
Leicester Public School
3 Washburn Sq. 3rd Floor
Leicester, MA 01524

Structural Engineer
RSE Associates, Inc.
63 Pleasant St. Ste. 200
Watertown, MA 02472
T: 617.926.9300

MPFP Engineer
BLW Engineers, Inc.
311 Great Road, Post Office Box 1551
Littleton, MA 01460
T: 978.486.4301

Landscape Architect
Warner Larson Landscape Architects
130 West Broadway
Boston, MA 02127
T: 617.464.1440

Electrical Engineer
ART Engineering
38 Front St. Flr 3
Worcester, MA 01608
T: 508.797.7071

Civil Engineer
Nitsch Engineering
2 Center Plaza, Suite 430
Boston, MA 02108
T: 617.338.0063

Geotechnical Engineer
McPhail Associates, LLC
2269 Massachusetts Ave.
Cambridge, MA 02140
T: 617.868.1420

Code Consultant
Jensen Hughes
1 Lincoln St.
Boston, MA 02111
T: 508.538.9409

Kitchen Consultant
Crabtree McGrath Associates, Inc.
161 West Main Street
Georgetown, MA 01833
T: 978.352.8500

Owners Project Manager
NV5
70 Fargo Street, Suite 800
Boston, MA 02210

KEY PLAN:

NORTH

SEAL:

Preliminary Not For Construction

PROJECT INFORMATION:

Leicester Middle School

70 Winslow Ave.
Leicester, MA 01524

PROJECT #: 201601510015
PROJECT ISSUE DATE: 02/13/2020
PROJECT STATUS: Schematic Design

SHEET NAME:

HVAC
SECOND FLOOR PARTIAL PLAN
PART A

DRAWING HISTORY:

NO.	DATE	DESCRIPTION

SHEET #:

H121

C:\Users\dcrory\Documents\18400 MEP_dcrory.rvt
1/24/2020 9:50:20 AM

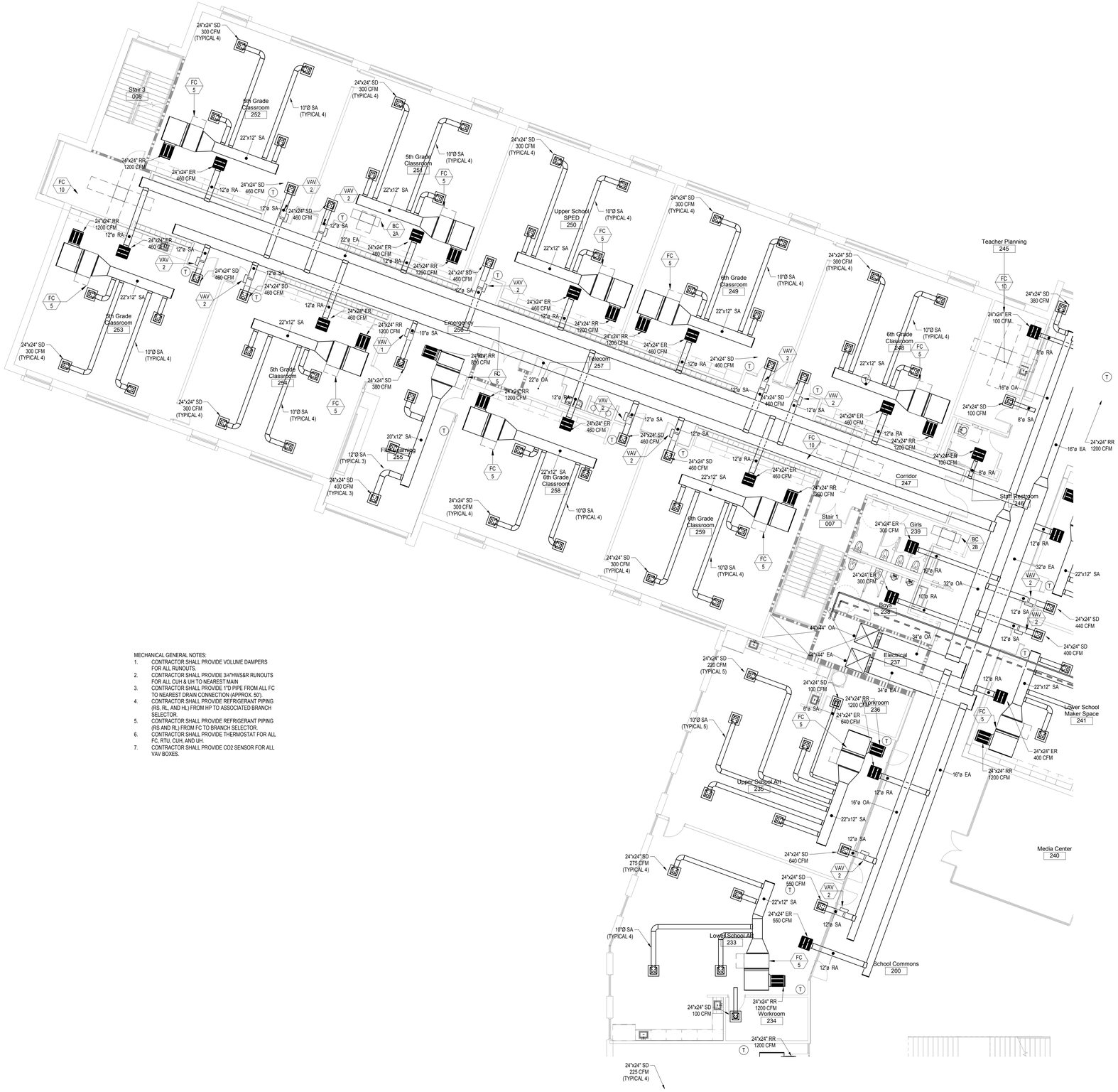

MECHANICAL GENERAL NOTES:

1. CONTRACTOR SHALL PROVIDE VOLUME DAMPERS FOR ALL RUNOUTS.
2. CONTRACTOR SHALL PROVIDE 3/4"HWS&R RUNOUTS FOR ALL CUH & UH TO NEAREST MAIN
3. CONTRACTOR SHALL PROVIDE 1"D PIPE FROM ALL FC TO NEAREST DRAIN CONNECTION (APPROX. 50').
4. CONTRACTOR SHALL PROVIDE REFRIGERANT PIPING (RS, RL, AND HL) FROM HP TO ASSOCIATED BRANCH SELECTOR.
5. CONTRACTOR SHALL PROVIDE REFRIGERANT PIPING (RS AND RL) FROM FC TO BRANCH SELECTOR.
6. CONTRACTOR SHALL PROVIDE THERMOSTAT FOR ALL FC, RTU, CUH, AND UH.
7. CONTRACTOR SHALL PROVIDE CO2 SENSOR FOR ALL VAV BOXES.

C:\Users\dcrory\Documents\18400 MEP_dcrory.rvt
1/24/2020 9:50:23 AM

Finegold Alexander Architects

PROJECT TEAM:

OWNER:
Leicester Public School
3 Washburn Sq. 3rd Floor
Leicester, MA 01524

Structural Engineer
RSE Associates, Inc.
63 Pleasant St. Ste. 200
Watertown, MA 02472
T: 617.926.9300

MPFP Engineer
BLW Engineers, Inc.
311 Great Road, Post Office Box 1551
Littleton, MA 01460
T: 978.486.4301

Landscape Architect
Warner Larson Landscape Architects
130 West Broadway
Boston, MA 02127
T: 617.464.1440

Electrical Engineer
ART Engineering
38 Front St. Flr 3
Worcester, MA 01608
T: 508.797.7071

Civil Engineer
Nitsch Engineering
2 Center Plaza, Suite 430
Boston, MA 02108
T: 617.338.0063

Geotechnical Engineer
McPhail Associates, LLC
2269 Massachusetts Ave.
Cambridge, MA 02140
T: 617.868.1420

Code Consultant
Jensen Hughes
1 Lincoln St.
Boston, MA 02111
T: 508.538.9409

Kitchen Consultant
Crabtree McGrath Associates, Inc.
161 West Main Street
Georgetown, MA 01833
T: 978.352.8500

Owners Project Manager
NV5
70 Fargo Street, Suite 800
Boston, MA 02210

KEY PLAN:

NORTH

SEAL:

Preliminary
Not For
Construction

PROJECT INFORMATION:

Leicester Middle School

70 Winslow Ave.
Leicester, MA 01524

PROJECT #: 201601510015
PROJECT ISSUE DATE: 02/13/2020
PROJECT STATUS: Schematic Design

SHEET NAME:

HVAC
SECOND FLOOR PARTIAL PLAN
PART B

DRAWING HISTORY:

NO.	DATE	DESCRIPTION

SHEET #:

H122

MECHANICAL GENERAL NOTES:

1. CONTRACTOR SHALL PROVIDE VOLUME DAMPERS FOR ALL RUNOUTS.
2. CONTRACTOR SHALL PROVIDE 3/4"HWS&R RUNOUTS FOR ALL CUH & UH TO NEAREST MAIN
3. CONTRACTOR SHALL PROVIDE 1"D PIPE FROM ALL FC TO NEAREST DRAIN CONNECTION (APPROX. 50').
4. CONTRACTOR SHALL PROVIDE REFRIGERANT PIPING (RS, RL, AND HL) FROM HP TO ASSOCIATED BRANCH SELECTOR.
5. CONTRACTOR SHALL PROVIDE REFRIGERANT PIPING (RS AND RL) FROM FC TO BRANCH SELECTOR.
6. CONTRACTOR SHALL PROVIDE THERMOSTAT FOR ALL FC, RTU, CUH, AND UH.
7. CONTRACTOR SHALL PROVIDE CO2 SENSOR FOR ALL VAV BOXES.

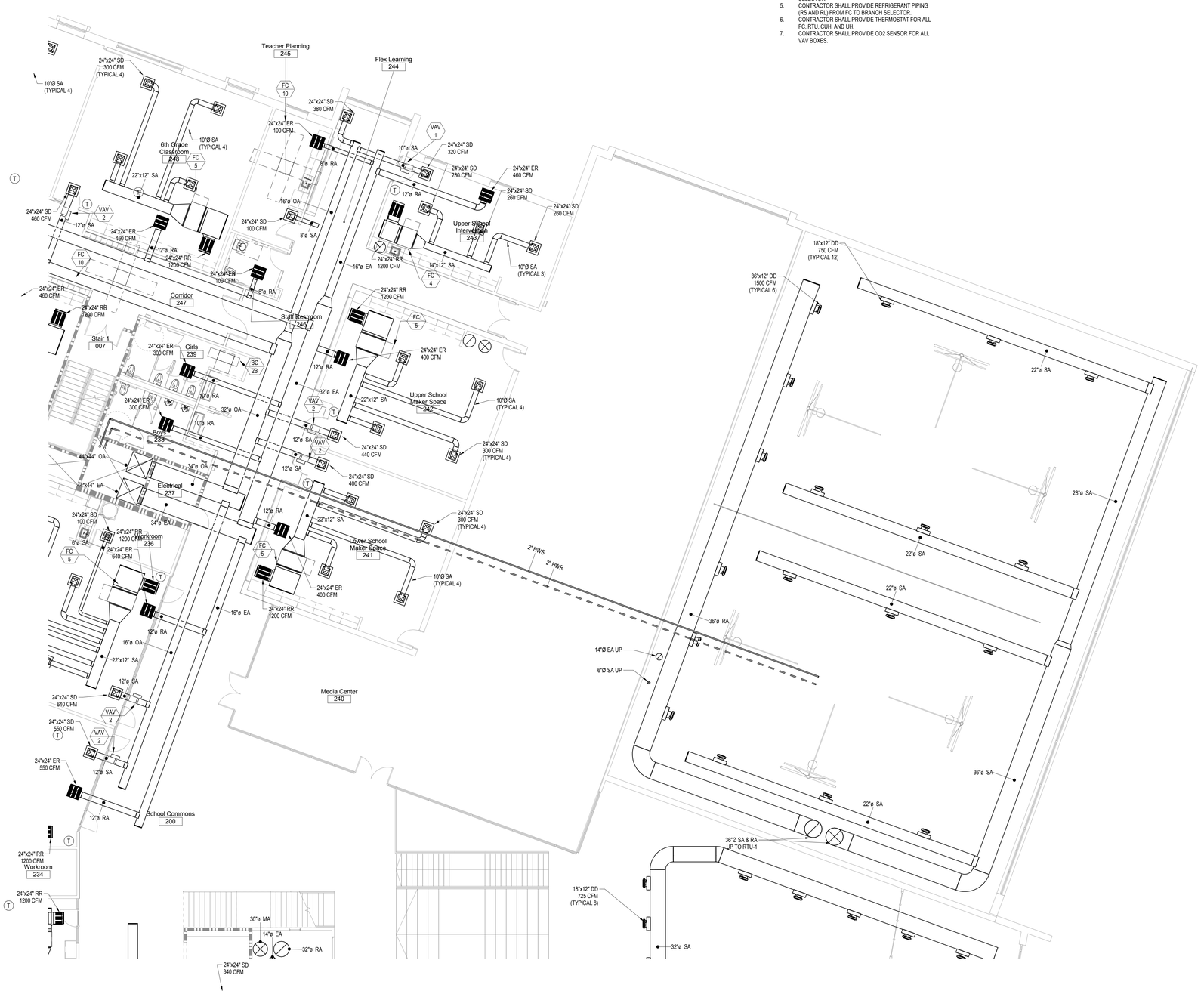

C:\Users\dcrory\Documents\118400 MEP_dcrory.rvt
1/24/2020 9:50:25 AM

Finegold Alexander Architects

PROJECT TEAM:

OWNER:
Leicester Public School
3 Washburn Sq. 3rd Floor
Leicester, MA 01524

Structural Engineer
RSE Associates, Inc.
63 Pleasant St. Ste. 200
Watertown, MA 02472
T: 617.926.9300

MPFP Engineer
BLW Engineers, Inc.
311 Great Road, Post Office Box 1551
Littleton, MA 01460
T: 978.486.4301

Landscape Architect
Warner Larson Landscape Architects
130 West Broadway
Boston, MA 02127
T: 617.464.1440

Electrical Engineer
ART Engineering
38 Front St. Flr 3
Worcester, MA 01608
T: 508.797.7071

Civil Engineer
Nitsch Engineering
2 Center Plaza, Suite 430
Boston, MA 02108
T: 617.338.0063

Geotechnical Engineer
McPhail Associates, LLC
2269 Massachusetts Ave.
Cambridge, MA 02140
T: 617.868.1420

Code Consultant
Jensen Hughes
1 Lincoln St.
Boston, MA 02111
T: 508.538.9409

Kitchen Consultant
Crabtree McGrath Associates, Inc.
161 West Main Street
Georgetown, MA 01833
T: 978.352.8500

Owners Project Manager
NV5
70 Fargo Street, Suite 800
Boston, MA 02210

KEY PLAN:

NORTH

SEAL:

Preliminary
Not For
Construction

PROJECT INFORMATION:

Leicester Middle School

70 Winslow Ave.
Leicester, MA 01524

PROJECT #: 201601510015
PROJECT ISSUE DATE: 02/13/2020
PROJECT STATUS: Schematic Design

SHEET NAME:

HVAC
SECOND FLOOR PARTIAL PLAN
PART C

DRAWING HISTORY:

NO.	DATE	DESCRIPTION

SHEET #:

H123

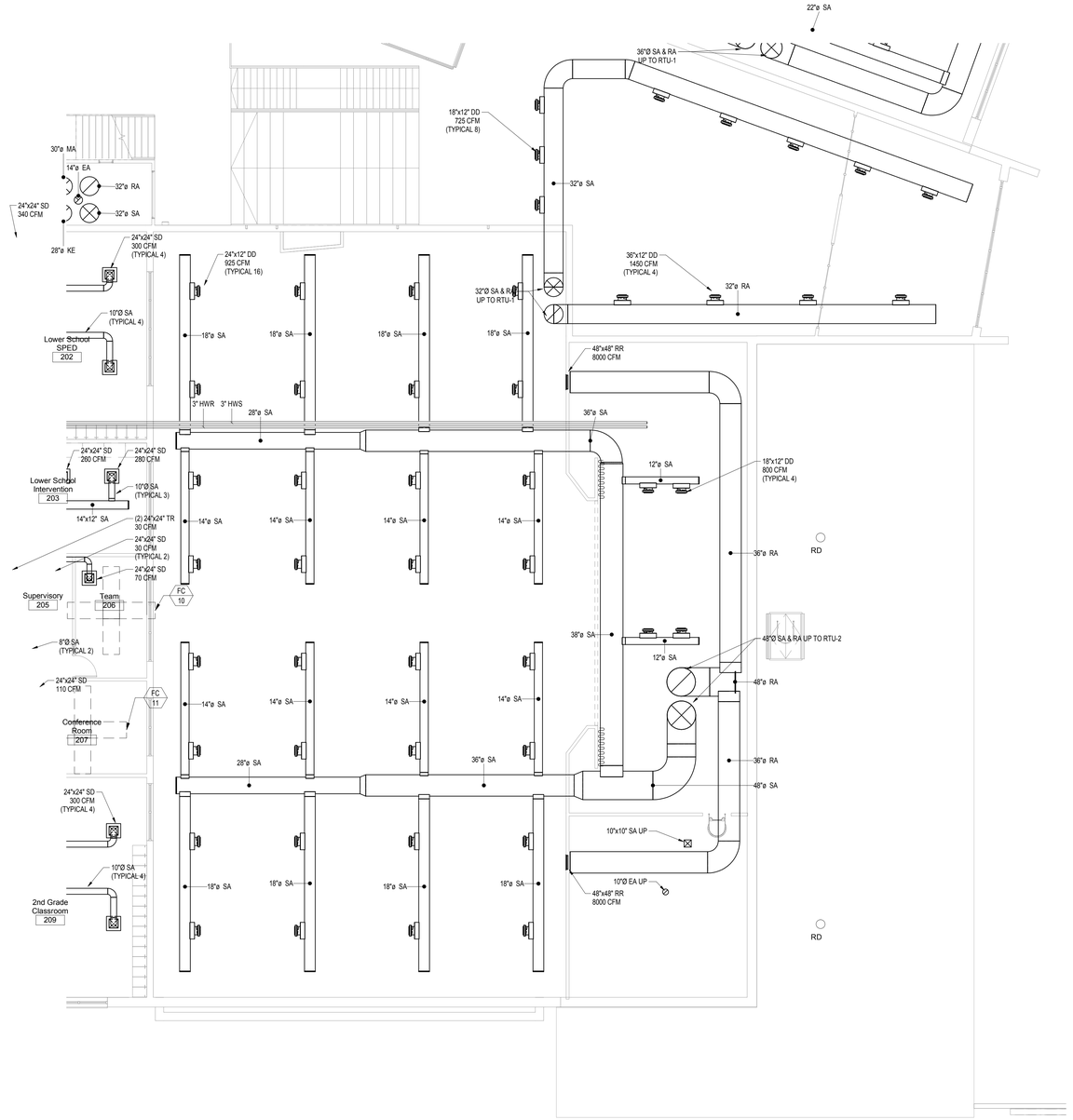

MECHANICAL GENERAL NOTES:

1. CONTRACTOR SHALL PROVIDE VOLUME DAMPERS FOR ALL RUNOUTS.
2. CONTRACTOR SHALL PROVIDE 3/4"HWS&R RUNOUTS FOR ALL CUH & UH TO NEAREST MAIN
3. CONTRACTOR SHALL PROVIDE 1"D PIPE FROM ALL FC TO NEAREST DRAIN CONNECTION (APPROX. 50').
4. CONTRACTOR SHALL PROVIDE REFRIGERANT PIPING (RS, RL, AND HL) FROM HP TO ASSOCIATED BRANCH SELECTOR.
5. CONTRACTOR SHALL PROVIDE REFRIGERANT PIPING (RS AND RL) FROM FC TO BRANCH SELECTOR.
6. CONTRACTOR SHALL PROVIDE THERMOSTAT FOR ALL FC, RTU, CUH, AND UH.
7. CONTRACTOR SHALL PROVIDE CO2 SENSOR FOR ALL VAV BOXES.

Finegold Alexander Architects

PROJECT TEAM:

OWNER:
Leicester Public School
3 Washburn Sq. 3rd Floor
Leicester, MA 01524

Structural Engineer
RSE Associates, Inc.
63 Pleasant St. Ste. 200
Watertown, MA 02472
T: 617.926.9300

MPFP Engineer
BLW Engineers, Inc.
311 Great Road, Post Office Box 1551
Littleton, MA 01460
T: 978.486.4301

Landscape Architect
Warner Larson Landscape Architects
130 West Broadway
Boston, MA 02127
T: 617.464.1440

Electrical Engineer
ART Engineering
38 Front St. Flr 3
Worcester, MA 01608
T: 508.797.7071

Civil Engineer
Nitsch Engineering
2 Center Plaza, Suite 430
Boston, MA 02108
T: 617.338.0063

Geotechnical Engineer
McPhail Associates, LLC
2269 Massachusetts Ave.
Cambridge, MA 02140
T: 617.868.1420

Code Consultant
Jensen Hughes
1 Lincoln St.
Boston, MA 02111
T: 508.538.9409

Kitchen Consultant
Crabtree McGrath Associates, Inc.
161 West Main Street
Georgetown, MA 01833
T: 978.352.8500

Owners Project Manager
NV5
70 Fargo Street, Suite 800
Boston, MA 02210

KEY PLAN:

NORTH

SEAL:

Preliminary
Not For
Construction

PROJECT INFORMATION:

Leicester Middle School

70 Winslow Ave.
Leicester, MA 01524

PROJECT #: 201601510015
PROJECT ISSUE DATE: 02/13/2020
PROJECT STATUS: Schematic Design

SHEET NAME:

HVAC
SECOND FLOOR PARTIAL PLAN
PART D

DRAWING HISTORY:

NO.	DATE	DESCRIPTION

SHEET #: **H124**

C:\Users\dcrory\Documents\18400 MEP_dcrory.rvt
1/24/2020 9:50:26 AM

MECHANICAL GENERAL NOTES:

1. CONTRACTOR SHALL PROVIDE VOLUME DAMPERS FOR ALL RUNOUTS.
2. CONTRACTOR SHALL PROVIDE 3/4"HWS&R RUNOUTS FOR ALL CUH & UH TO NEAREST MAIN
3. CONTRACTOR SHALL PROVIDE 1"D PIPE FROM ALL FC TO NEAREST DRAIN CONNECTION (APPROX. 50').
4. CONTRACTOR SHALL PROVIDE REFRIGERANT PIPING (RS, RL, AND HL) FROM HP TO ASSOCIATED BRANCH SELECTOR.
5. CONTRACTOR SHALL PROVIDE REFRIGERANT PIPING (RS AND RL) FROM FC TO BRANCH SELECTOR.
6. CONTRACTOR SHALL PROVIDE THERMOSTAT FOR ALL FC, RTU, CUH, AND UH.
7. CONTRACTOR SHALL PROVIDE CO2 SENSOR FOR ALL VAV BOXES.

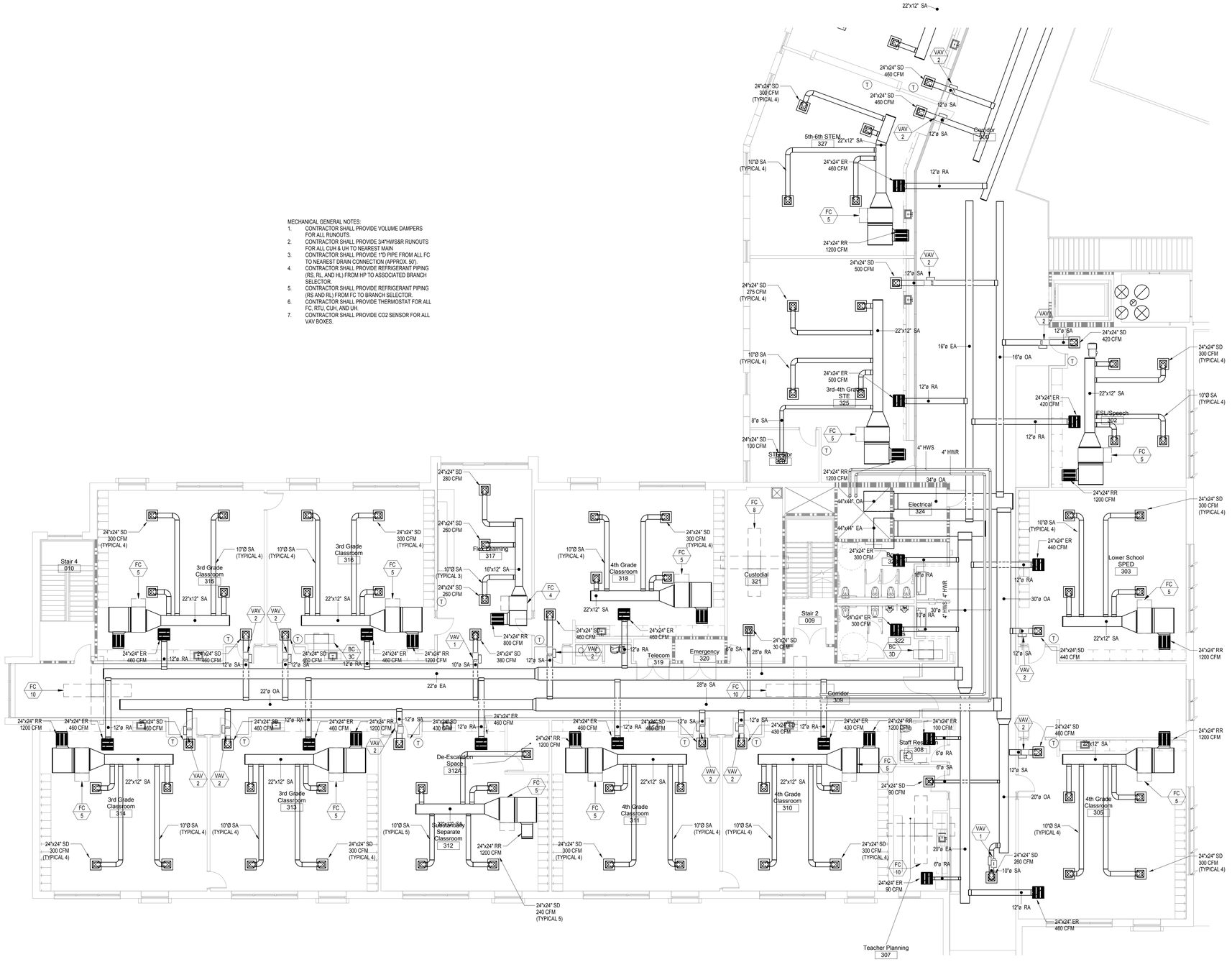

Finegold Alexander Architects

PROJECT TEAM:

OWNER:
Leicester Public School
3 Washburn Sq. 3rd Floor
Leicester, MA 01524

Structural Engineer
RSE Associates, Inc.
63 Pleasant St. Ste. 200
Watertown, MA 02472
T: 617.926.9300

MPFP Engineer
BLW Engineers, Inc.
311 Great Road, Post Office Box 1551
Littleton, MA 01460
T: 978.486.4301

Landscape Architect
Warner Larson Landscape Architects
130 West Broadway
Boston, MA 02127
T: 617.464.1440

Electrical Engineer
ART Engineering
38 Front St. Flr 3
Worcester, MA 01608
T: 508.797.7071

Civil Engineer
Nitsch Engineering
2 Center Plaza, Suite 430
Boston, MA 02108
T: 617.338.0063

Geotechnical Engineer
McPhail Associates, LLC
2269 Massachusetts Ave.
Cambridge, MA 02140
T: 617.868.1420

Code Consultant
Jensen Hughes
1 Lincoln St.
Boston, MA 02111
T: 508.538.9409

Kitchen Consultant
Crabtree McGrath Associates, Inc.
161 West Main Street
Georgetown, MA 01833
T: 978.352.8500

Owners Project Manager
NV5
70 Fargo Street, Suite 800
Boston, MA 02210

KEY PLAN:

NORTH

SEAL:

Preliminary
Not For
Construction

PROJECT INFORMATION:

Leicester Middle School

70 Winslow Ave.
Leicester, MA 01524

PROJECT #: 201601510015
PROJECT ISSUE DATE: 02/13/2020
PROJECT STATUS: Schematic Design

SHEET NAME:

HVAC
THIRD FLOOR PARTIAL PLAN
PART A

DRAWING HISTORY:

NO.	DATE	DESCRIPTION

SHEET #:

H131

C:\Users\dcrory\Documents\18400 MEP_dcrory.rvt
1/24/2020 9:50:29 AM

MECHANICAL GENERAL NOTES:

1. CONTRACTOR SHALL PROVIDE VOLUME DAMPERS FOR ALL RUNOUTS.
2. CONTRACTOR SHALL PROVIDE 3/4"HWS&R RUNOUTS FOR ALL CUH & UH TO NEAREST MAIN
3. CONTRACTOR SHALL PROVIDE 1"D PIPE FROM ALL FC TO NEAREST DRAIN CONNECTION (APPROX. 50').
4. CONTRACTOR SHALL PROVIDE REFRIGERANT PIPING (RS, RL, AND HL) FROM HP TO ASSOCIATED BRANCH SELECTOR.
5. CONTRACTOR SHALL PROVIDE REFRIGERANT PIPING (RS AND RL) FROM FC TO BRANCH SELECTOR.
6. CONTRACTOR SHALL PROVIDE THERMOSTAT FOR ALL FC, RTU, CUH, AND UH.
7. CONTRACTOR SHALL PROVIDE CO2 SENSOR FOR ALL VAV BOXES.

C:\Users\dcrory\Documents\18400 MEP_dcrory.rvt
1/24/2020 9:50:31 AM

Finegold Alexander Architects

PROJECT TEAM:

OWNER:
Leicester Public School
3 Washburn Sq. 3rd Floor
Leicester, MA 01524

Structural Engineer
RSE Associates, Inc.
63 Pleasant St. Ste. 200
Watertown, MA 02472
T: 617.926.9300

MPFP Engineer
BLW Engineers, Inc.
311 Great Road, Post Office Box 1551
Littleton, MA 01460
T: 978.486.4301

Landscape Architect
Warner Larson Landscape Architects
130 West Broadway
Boston, MA 02127
T: 617.464.1440

Electrical Engineer
ART Engineering
38 Front St. Flr 3
Worcester, MA 01608
T: 508.797.7071

Civil Engineer
Nitsch Engineering
2 Center Plaza, Suite 430
Boston, MA 02108
T: 617.338.0063

Geotechnical Engineer
McPhail Associates, LLC
2269 Massachusetts Ave.
Cambridge, MA 02140
T: 617.868.1420

Code Consultant
Jensen Hughes
1 Lincoln St.
Boston, MA 02111
T: 508.538.9409

Kitchen Consultant
Crabtree McGrath Associates, Inc.
161 West Main Street
Georgetown, MA 01833
T: 978.352.8500

Owners Project Manager
NV5
70 Fargo Street, Suite 800
Boston, MA 02210

KEY PLAN:

NORTH

SEAL:

Preliminary
Not For
Construction

PROJECT INFORMATION:

Leicester Middle School

70 Winslow Ave.
Leicester, MA 01524

PROJECT #: 201601510015
PROJECT ISSUE DATE: 02/13/2020
PROJECT STATUS: Schematic Design

SHEET NAME:

HVAC
THIRD FLOOR PARTIAL PLAN
PART B

DRAWING HISTORY:

NO.	DATE	DESCRIPTION

SHEET #:

H132

MECHANICAL GENERAL NOTES:

1. CONTRACTOR SHALL PROVIDE VOLUME DAMPERS FOR ALL RUNOUTS.
2. CONTRACTOR SHALL PROVIDE 3/4"HWS&R RUNOUTS FOR ALL CUH & UH TO NEAREST MAIN
3. CONTRACTOR SHALL PROVIDE 1"D PIPE FROM ALL FC TO NEAREST DRAIN CONNECTION (APPROX. 50').
4. CONTRACTOR SHALL PROVIDE REFRIGERANT PIPING (RS, RL, AND HL) FROM HP TO ASSOCIATED BRANCH SELECTOR.
5. CONTRACTOR SHALL PROVIDE REFRIGERANT PIPING (RS AND RL) FROM FC TO BRANCH SELECTOR.
6. CONTRACTOR SHALL PROVIDE THERMOSTAT FOR ALL FC, RTU, CUH, AND UH.
7. CONTRACTOR SHALL PROVIDE CO2 SENSOR FOR ALL VAV BOXES.

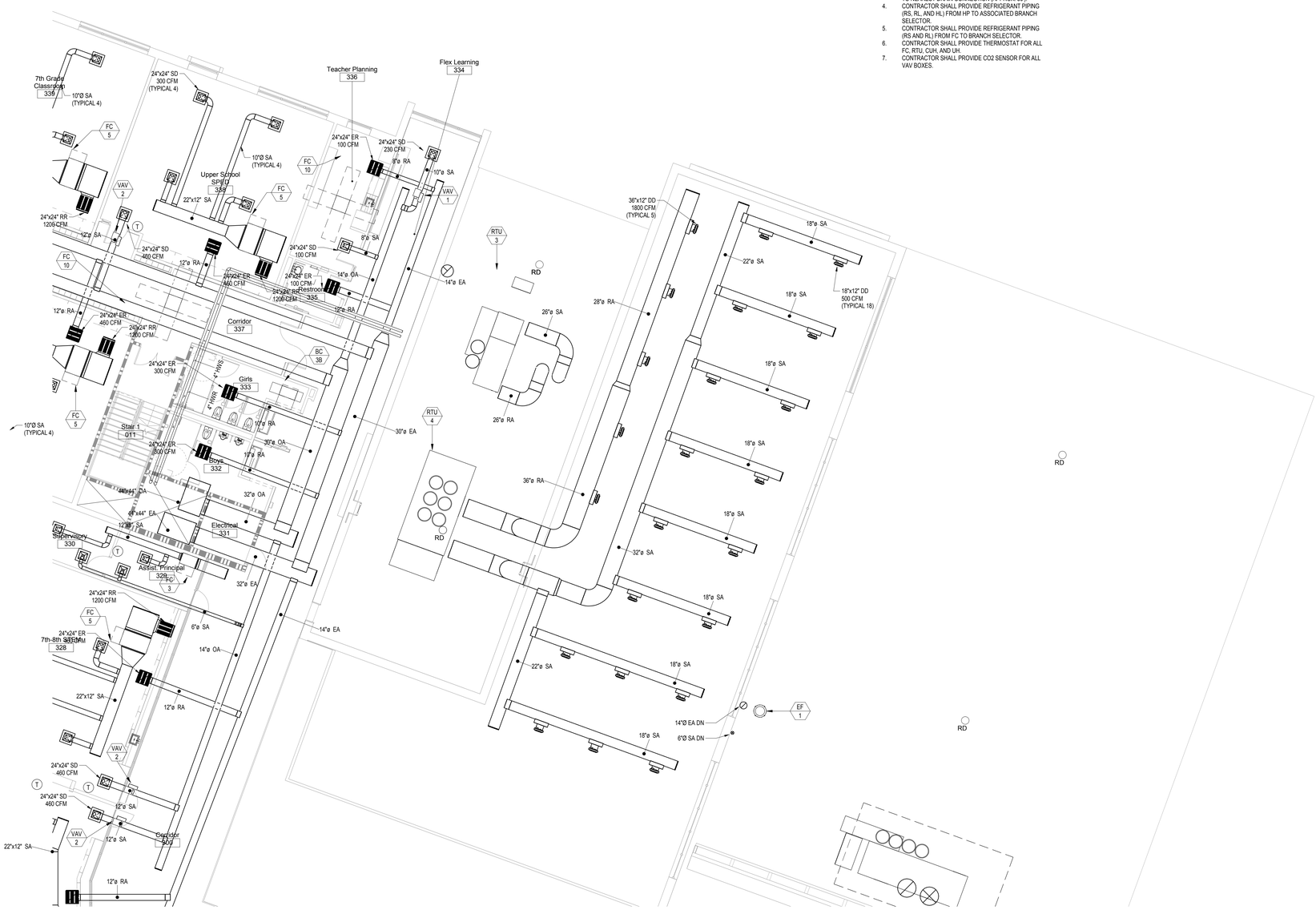

C:\Users\dcrory\Documents\184400 MEP_dcrory.rvt
1/24/2020 9:50:33 AM

Finegold Alexander Architects

PROJECT TEAM:

OWNER:
Leicester Public School
3 Washburn Sq. 3rd Floor
Leicester, MA 01524

Structural Engineer
RSE Associates, Inc.
63 Pleasant St. Ste. 200
Watertown, MA 02472
T: 617.926.9300

MPFP Engineer
BLW Engineers, Inc.
311 Great Road, Post Office Box 1551
Littleton, MA 01460
T: 978.486.4301

Landscape Architect
Warner Larson Landscape Architects
130 West Broadway
Boston, MA 02127
T: 617.464.1440

Electrical Engineer
ART Engineering
38 Front St. Flr 3
Worcester, MA 01608
T: 508.797.7071

Civil Engineer
Nitsch Engineering
2 Center Plaza, Suite 430
Boston, MA 02108
T: 617.338.0063

Geotechnical Engineer
McPhail Associates, LLC
2269 Massachusetts Ave.
Cambridge, MA 02140
T: 617.868.1420

Code Consultant
Jensen Hughes
1 Lincoln St.
Boston, MA 02111
T: 508.538.9409

Kitchen Consultant
Crabtree McGrath Associates, Inc.
161 West Main Street
Georgetown, MA 01833
T: 978.352.8500

Owners Project Manager
NV5
70 Fargo Street, Suite 800
Boston, MA 02210

KEY PLAN:

NORTH

SEAL:

Preliminary
Not For
Construction

PROJECT INFORMATION:

Leicester Middle School

70 Winslow Ave.
Leicester, MA 01524

PROJECT #: 201601510015
PROJECT ISSUE DATE: 02/13/2020
PROJECT STATUS: Schematic Design

SHEET NAME:

HVAC
THIRD FLOOR PARTIAL PLAN
PART C

DRAWING HISTORY:

NO.	DATE	DESCRIPTION

SHEET #:

H133

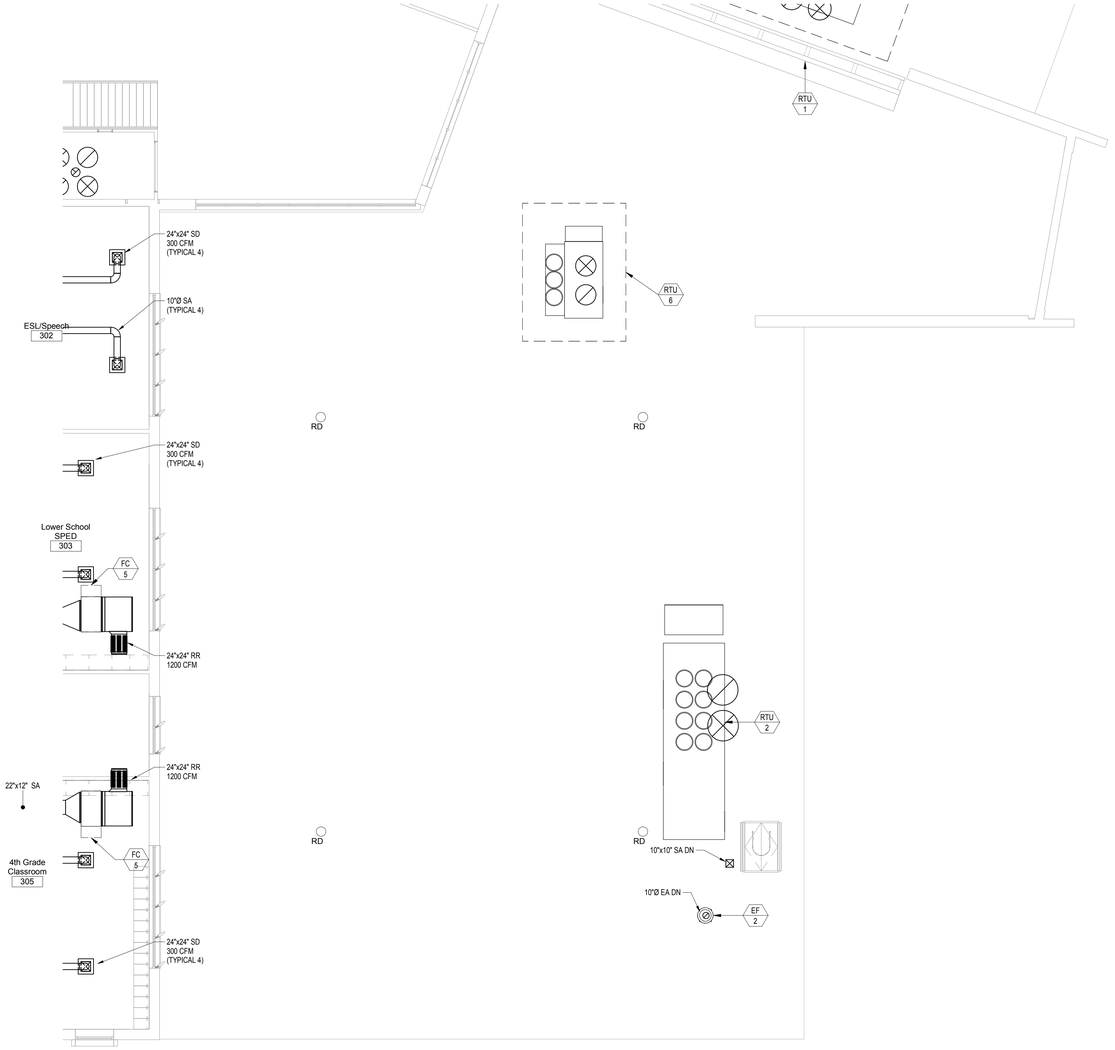

MECHANICAL GENERAL NOTES:

1. CONTRACTOR SHALL PROVIDE VOLUME DAMPERS FOR ALL RUNOUTS.
2. CONTRACTOR SHALL PROVIDE 3/4"HWS&R RUNOUTS FOR ALL CUH & UH TO NEAREST MAIN
3. CONTRACTOR SHALL PROVIDE 1"D PIPE FROM ALL FC TO NEAREST DRAIN CONNECTION (APPROX. 50').
4. CONTRACTOR SHALL PROVIDE REFRIGERANT PIPING (RS, RL, AND HL) FROM HP TO ASSOCIATED BRANCH SELECTOR.
5. CONTRACTOR SHALL PROVIDE REFRIGERANT PIPING (RS AND RL) FROM FC TO BRANCH SELECTOR.
6. CONTRACTOR SHALL PROVIDE THERMOSTAT FOR ALL FC, RTU, CUH, AND UH.
7. CONTRACTOR SHALL PROVIDE CO2 SENSOR FOR ALL VAV BOXES.

Finegold Alexander Architects

PROJECT TEAM:

OWNER:
Leicester Public School
3 Washburn Sq. 3rd Floor
Leicester, MA 01524

Structural Engineer
RSE Associates, Inc.
63 Pleasant St. Ste. 200
Watertown, MA 02472
T: 617.926.9300

MPFP Engineer
BLW Engineers, Inc.
311 Great Road, Post Office Box 1551
Littleton, MA 01460
T: 978.486.4301

Landscape Architect
Warner Larson Landscape Architects
130 West Broadway
Boston, MA 02127
T: 617.464.1440

Electrical Engineer
ART Engineering
38 Front St. Flr 3
Worcester, MA 01608
T: 508.797.7071

Civil Engineer
Nitsch Engineering
2 Center Plaza, Suite 430
Boston, MA 02108
T: 617.338.0063

Geotechnical Engineer
McPhail Associates, LLC
2269 Massachusetts Ave.
Cambridge, MA 02140
T: 617.868.1420

Code Consultant
Jensen Hughes
1 Lincoln St.
Boston, MA 02111
T: 508.538.9409

Kitchen Consultant
Crabtree McGrath Associates, Inc.
161 West Main Street
Georgetown, MA 01833
T: 978.352.8500

Owners Project Manager
NV5
70 Fargo Street, Suite 800
Boston, MA 02210

KEY PLAN:

NORTH

SEAL:

Preliminary
Not For
Construction

PROJECT INFORMATION:

Leicester Middle School

70 Winslow Ave.
Leicester, MA 01524

PROJECT #: 201601510015
PROJECT ISSUE DATE: 02/13/2020
PROJECT STATUS: Schematic Design

SHEET NAME:

HVAC
THIRD FLOOR PARTIAL PLAN
PART D

DRAWING HISTORY:

NO.	DATE	DESCRIPTION

SHEET #: **H134**

C:\Users\dcrory\Documents\18400 MEP_dcrory.rvt
1/24/2020 9:50:34 AM

MECHANICAL GENERAL NOTES:

1. CONTRACTOR SHALL PROVIDE VOLUME DAMPERS FOR ALL RUNOUTS.
2. CONTRACTOR SHALL PROVIDE 3/4"HWS&R RUNOUTS FOR ALL CUH & UH TO NEAREST MAIN
3. CONTRACTOR SHALL PROVIDE 1"D PIPE FROM ALL FC TO NEAREST DRAIN CONNECTION (APPROX. 50').
4. CONTRACTOR SHALL PROVIDE REFRIGERANT PIPING (RS, RL, AND HL) FROM HP TO ASSOCIATED BRANCH SELECTOR.
5. CONTRACTOR SHALL PROVIDE REFRIGERANT PIPING (RS AND RL) FROM FC TO BRANCH SELECTOR.
6. CONTRACTOR SHALL PROVIDE THERMOSTAT FOR ALL FC, RTU, CUH, AND UH.
7. CONTRACTOR SHALL PROVIDE CO2 SENSOR FOR ALL VAV BOXES.

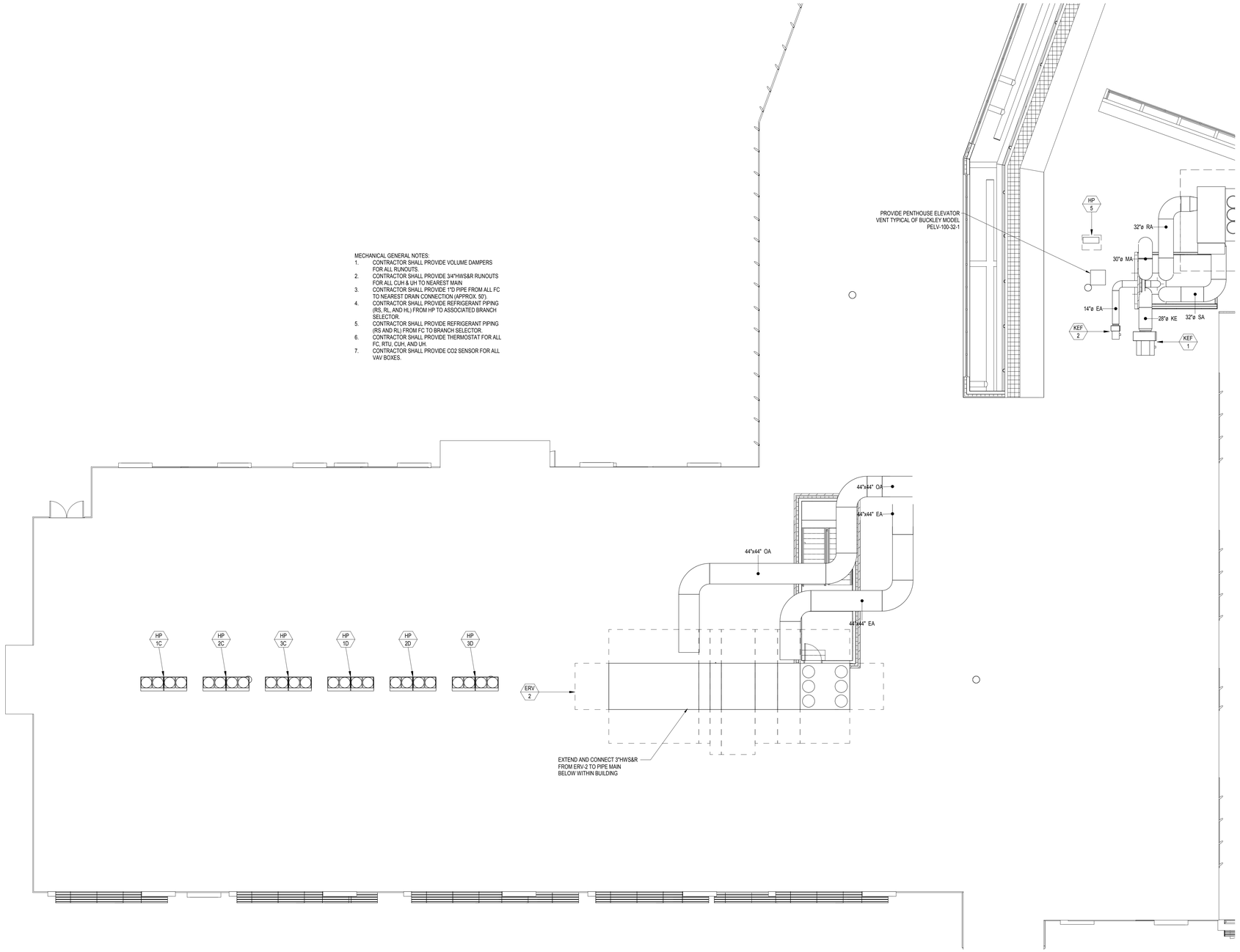

C:\Users\dcrory\Documents\18400 MEP_dcrory.rvt
1/24/2020 9:50:37 AM

Finegold Alexander Architects

PROJECT TEAM:

OWNER:
Leicester Public School
3 Washburn Sq. 3rd Floor
Leicester, MA 01524

Structural Engineer
RSE Associates, Inc.
63 Pleasant St. Ste. 200
Watertown, MA 02472
T: 617.926.9300

MPFP Engineer
BLW Engineers, Inc.
311 Great Road, Post Office Box 1551
Littleton, MA 01460
T: 978.486.4301

Landscape Architect
Warner Larson Landscape Architects
130 West Broadway
Boston, MA 02127
T: 617.464.1440

Electrical Engineer
ART Engineering
38 Front St. Flr 3
Worcester, MA 01608
T: 508.797.7071

Civil Engineer
Nitsch Engineering
2 Center Plaza, Suite 430
Boston, MA 02108
T: 617.338.0063

Geotechnical Engineer
McPhail Associates, LLC
2269 Massachusetts Ave.
Cambridge, MA 02140
T: 617.868.1420

Code Consultant
Jensen Hughes
1 Lincoln St.
Boston, MA 02111
T: 508.538.9409

Kitchen Consultant
Crabtree McGrath Associates, Inc.
161 West Main Street
Georgetown, MA 01833
T: 978.352.8500

Owners Project Manager
NV5
70 Fargo Street, Suite 800
Boston, MA 02210

KEY PLAN:

NORTH

SEAL:

Preliminary
Not For
Construction

PROJECT INFORMATION:

Leicester Middle School

70 Winslow Ave.
Leicester, MA 01524

PROJECT #: 201601510015
PROJECT ISSUE DATE: 02/13/2020
PROJECT STATUS: Schematic Design

SHEET NAME:

HVAC
ROOF PARTIAL PLAN
PART A

DRAWING HISTORY:

NO.	DATE	DESCRIPTION

SHEET #:

H141

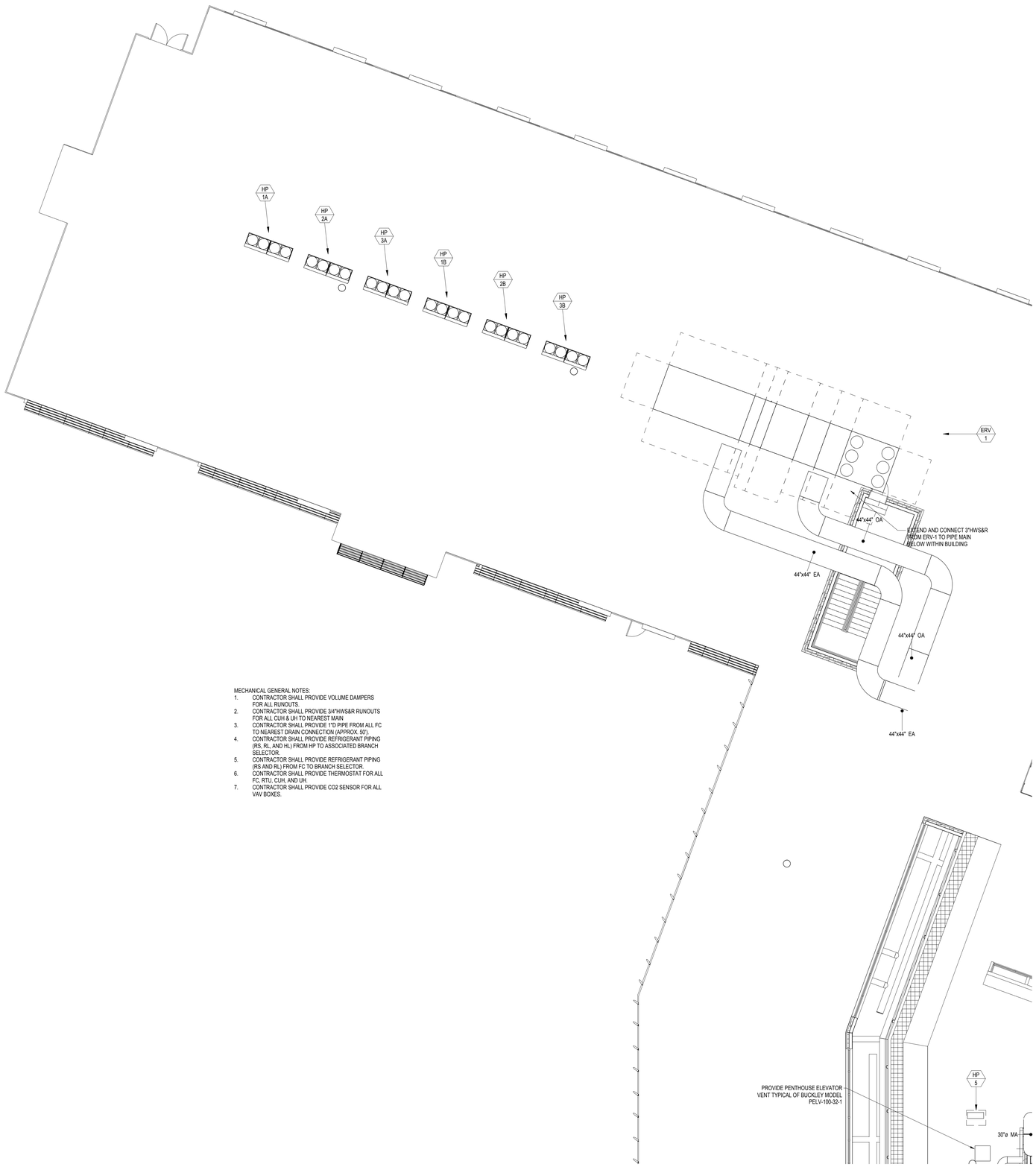

MECHANICAL GENERAL NOTES:

1. CONTRACTOR SHALL PROVIDE VOLUME DAMPERS FOR ALL RUNOUTS.
2. CONTRACTOR SHALL PROVIDE 3/4"HWS&R RUNOUTS FOR ALL CUH & UH TO NEAREST MAIN
3. CONTRACTOR SHALL PROVIDE 1"D PIPE FROM ALL FC TO NEAREST DRAIN CONNECTION (APPROX. 50').
4. CONTRACTOR SHALL PROVIDE REFRIGERANT PIPING (RS, RL, AND HL) FROM HP TO ASSOCIATED BRANCH SELECTOR.
5. CONTRACTOR SHALL PROVIDE REFRIGERANT PIPING (RS AND RL) FROM FC TO BRANCH SELECTOR.
6. CONTRACTOR SHALL PROVIDE THERMOSTAT FOR ALL FC, RTU, CUH, AND UH.
7. CONTRACTOR SHALL PROVIDE CO2 SENSOR FOR ALL VAV BOXES.

C:\Users\dcrory\Documents\18400 MEP_dcrory.rvt
1/24/2020 9:50:40 AM

Finegold Alexander Architects

PROJECT TEAM:

OWNER:
Leicester Public School
3 Washburn Sq. 3rd Floor
Leicester, MA 01524

Structural Engineer
RSE Associates, Inc.
63 Pleasant St. Ste. 200
Watertown, MA 02472
T: 617.926.9300

MPFP Engineer
BLW Engineers, Inc.
311 Great Road, Post Office Box 1551
Littleton, MA 01460
T: 978.486.4301

Landscape Architect
Warner Larson Landscape Architects
130 West Broadway
Boston, MA 02127
T: 617.464.1440

Electrical Engineer
ART Engineering
38 Front St. Flr 3
Worcester, MA 01608
T: 508.797.7071

Civil Engineer
Nitsch Engineering
2 Center Plaza, Suite 430
Boston, MA 02108
T: 617.338.0063

Geotechnical Engineer
McPhail Associates, LLC
2269 Massachusetts Ave.
Cambridge, MA 02140
T: 617.868.1420

Code Consultant
Jensen Hughes
1 Lincoln St.
Boston, MA 02111
T: 508.538.9409

Kitchen Consultant
Crabtree McGrath Associates, Inc.
161 West Main Street
Georgetown, MA 01833
T: 978.352.8500

Owners Project Manager
NV5
70 Fargo Street, Suite 800
Boston, MA 02210

KEY PLAN:

NORTH

SEAL:

Preliminary
Not For
Construction

PROJECT INFORMATION:

Leicester Middle School

70 Winslow Ave.
Leicester, MA 01524

PROJECT #: 201601510015
PROJECT ISSUE DATE: 02/13/2020
PROJECT STATUS: Schematic Design

SHEET NAME:

HVAC
ROOF PARTIAL PLAN
PART B

DRAWING HISTORY:

NO.	DATE	DESCRIPTION

SHEET #:

H142

MECHANICAL GENERAL NOTES:

1. CONTRACTOR SHALL PROVIDE VOLUME DAMPERS FOR ALL RUNOUTS.
2. CONTRACTOR SHALL PROVIDE 3/4"HWS&R RUNOUTS FOR ALL CUH & UH TO NEAREST MAIN.
3. CONTRACTOR SHALL PROVIDE 1"D PIPE FROM ALL FC TO NEAREST DRAIN CONNECTION (APPROX. 50').
4. CONTRACTOR SHALL PROVIDE REFRIGERANT PIPING (RS, RL, AND HL) FROM HP TO ASSOCIATED BRANCH SELECTOR.
5. CONTRACTOR SHALL PROVIDE REFRIGERANT PIPING (RS AND RL) FROM FC TO BRANCH SELECTOR.
6. CONTRACTOR SHALL PROVIDE THERMOSTAT FOR ALL FC, RTU, CUH, AND UH.
7. CONTRACTOR SHALL PROVIDE CO2 SENSOR FOR ALL VAV BOXES.

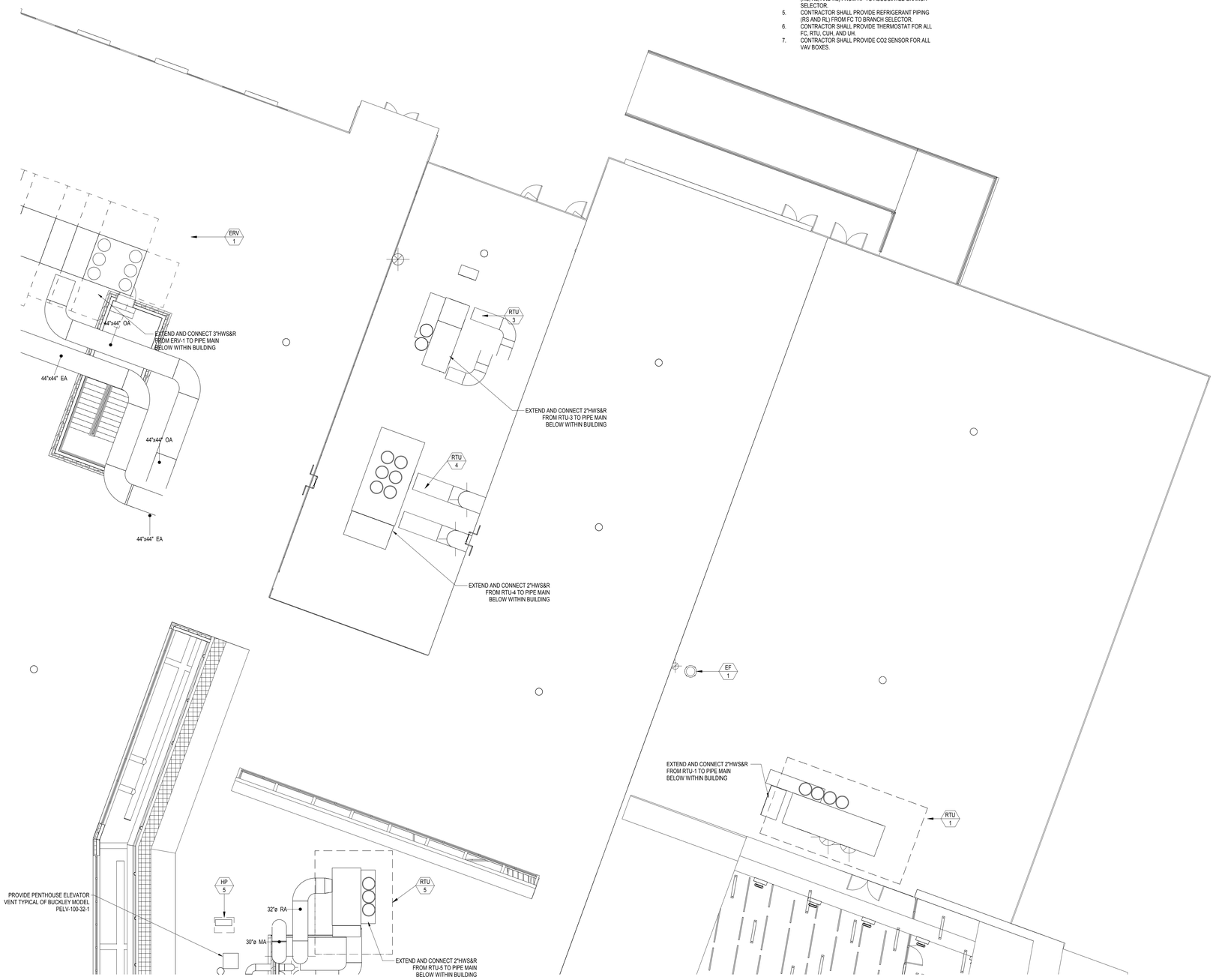

C:\Users\dcrory\Documents\18400 MEP_dcrory.rvt
1/24/2020 9:50:42 AM

Finegold Alexander Architects

PROJECT TEAM:

OWNER:
Leicester Public School
3 Washburn Sq. 3rd Floor
Leicester, MA 01524

Structural Engineer
RSE Associates, Inc.
63 Pleasant St. Ste. 200
Watertown, MA 02472
T: 617.926.9300

MPFP Engineer
BLW Engineers, Inc.
311 Great Road, Post Office Box 1551
Littleton, MA 01460
T: 978.486.4301

Landscape Architect
Warner Larson Landscape Architects
130 West Broadway
Boston, MA 02127
T: 617.464.1440

Electrical Engineer
ART Engineering
38 Front St. Flr 3
Worcester, MA 01608
T: 508.797.7071

Civil Engineer
Nitsch Engineering
2 Center Plaza, Suite 430
Boston, MA 02108
T: 617.338.0063

Geotechnical Engineer
McPhail Associates, LLC
2269 Massachusetts Ave.
Cambridge, MA 02140
T: 617.868.1420

Code Consultant
Jensen Hughes
1 Lincoln St.
Boston, MA 02111
T: 508.538.9409

Kitchen Consultant
Crabtree McGrath Associates, Inc.
161 West Main Street
Georgetown, MA 01833
T: 978.352.8500

Owners Project Manager
NV5
70 Fargo Street, Suite 800
Boston, MA 02210

KEY PLAN:

NORTH

SEAL:

Preliminary
Not For
Construction

PROJECT INFORMATION:

Leicester Middle School

70 Winslow Ave.
Leicester, MA 01524

PROJECT #: 201601510015
PROJECT ISSUE DATE: 02/13/2020
PROJECT STATUS: Schematic Design

SHEET NAME:

HVAC
ROOF PARTIAL PLAN
PART C

DRAWING HISTORY:

NO.	DATE	DESCRIPTION

SHEET #:

H143

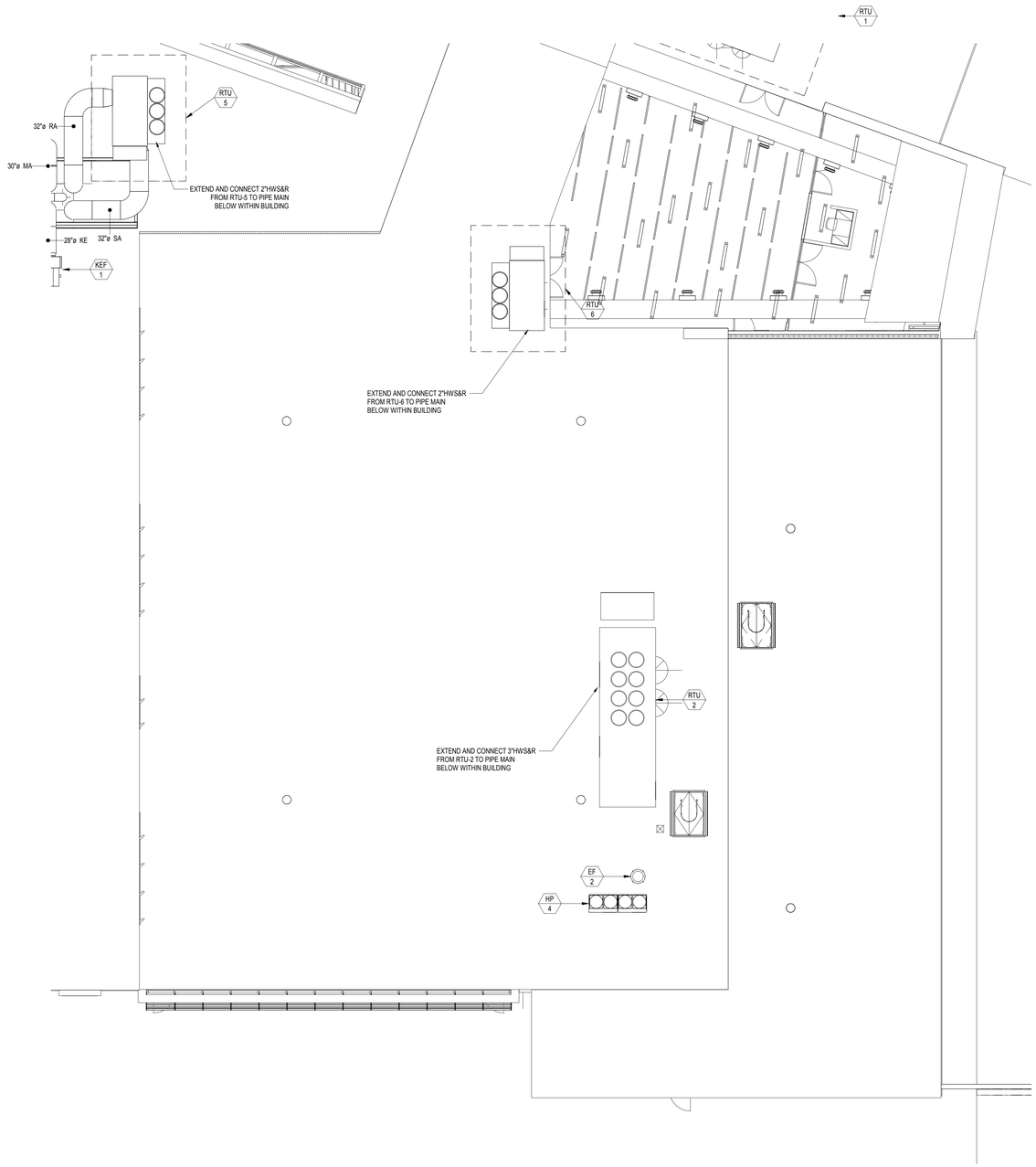

MECHANICAL GENERAL NOTES:

1. CONTRACTOR SHALL PROVIDE VOLUME DAMPERS FOR ALL RUNOUTS.
2. CONTRACTOR SHALL PROVIDE 3/4"HWS&R RUNOUTS FOR ALL CUH & UH TO NEAREST MAIN
3. CONTRACTOR SHALL PROVIDE 1"D PIPE FROM ALL FC TO NEAREST DRAIN CONNECTION (APPROX. 50').
4. CONTRACTOR SHALL PROVIDE REFRIGERANT PIPING (RS, RL, AND HL) FROM HP TO ASSOCIATED BRANCH SELECTOR.
5. CONTRACTOR SHALL PROVIDE REFRIGERANT PIPING (RS AND RL) FROM FC TO BRANCH SELECTOR.
6. CONTRACTOR SHALL PROVIDE THERMOSTAT FOR ALL FC, RTU, CUH, AND UH.
7. CONTRACTOR SHALL PROVIDE CO2 SENSOR FOR ALL VAV BOXES.

Finegold Alexander Architects

PROJECT TEAM:

OWNER:
Leicester Public School
3 Washburn Sq. 3rd Floor
Leicester, MA 01524

Structural Engineer
RSE Associates, Inc.
63 Pleasant St. Ste. 200
Watertown, MA 02472
T: 617.926.9300

MPFP Engineer
BLW Engineers, Inc.
311 Great Road, Post Office Box 1551
Littleton, MA 01460
T: 978.486.4301

Landscape Architect
Warner Larson Landscape Architects
130 West Broadway
Boston, MA 02127
T: 617.464.1440

Electrical Engineer
ART Engineering
38 Front St. Flr 3
Worcester, MA 01608
T: 508.797.7071

Civil Engineer
Nitsch Engineering
2 Center Plaza, Suite 430
Boston, MA 02108
T: 617.338.0063

Geotechnical Engineer
McPhail Associates, LLC
2269 Massachusetts Ave.
Cambridge, MA 02140
T: 617.868.1420

Code Consultant
Jensen Hughes
1 Lincoln St.
Boston, MA 02111
T: 508.538.9409

Kitchen Consultant
Crabtree McGrath Associates, Inc.
161 West Main Street
Georgetown, MA 01833
T: 978.352.8500

Owners Project Manager
NV5
70 Fargo Street, Suite 800
Boston, MA 02210

KEY PLAN:

NORTH

SEAL:

Preliminary
Not For
Construction

PROJECT INFORMATION:

Leicester Middle School

70 Winslow Ave.
Leicester, MA 01524

PROJECT #: 201601510015
PROJECT ISSUE DATE: 02/13/2020
PROJECT STATUS: Schematic Design

SHEET NAME:

HVAC
ROOF PARTIAL PLAN
PART D

DRAWING HISTORY:

NO.	DATE	DESCRIPTION

SHEET #:

H144

C:\Users\dcrory\Documents\18400 MEP_dcrory.rvt
1/24/2020 9:50:44 AM

LIGHTING

A / a — P–4 — LIGHT FIXTURE
"A" DENOTES FIXTURE TYPE
"a" DENOTES SWITCH CODE
"P-4" DENOTES PANEL AND CIRCUIT NUMBER

LIGHT FIXTURE ON EMERGENCY CIRCUIT
"NL" DENOTES NIGHTLIGHT

EXIT SIGN, SINGLE SIDED

EXIT SIGN, DUAL SIDED

NOTES FOR EGRESS LIGHTING:

CONNECT EXIT SIGNS TO THE LINE SIDE OF THE NEAREST LIFE SAFETY EMERGENCY LIGHTING CIRCUIT IN THE AREA. COORDINATE LOCATIONS OF ALL EXIT SIGNS WITH THE ARCHITECT PRIOR TO ROUGH-IN.

EPC-D — EMERGENCY POWER CONTROL RELAY DIMMING (0-10V), SWITCHED PROVIDE WITH CONTACT FOR FIRE ALARM PANEL NORMALLY ON

PUBLIC ADDRESS & CLOCK

PA — PUBLIC ADDRESS SPEAKER, RECESSED MOUNTED

PA P — PENDANT MOUNTED PA SPEAKER WITH BACK BOX

TB — PUBLIC ADDRESS SPEAKER, RECESSED MOUNTED WITH TALK-BACK CAPABILITY

PA H — PUBLIC ADDRESS SPEAKER, WALL MOUNTED

PA H — PUBLIC ADDRESS SPEAKER, POLE MOUNTED

PAM — MICROPHONE JACK FOR PA SYSTEM,
COORDINATE EXACT LOCATION WITH THE ARCHITECT PRIOR TO ROUGH IN

PAJ — AUDIO INPUT JACK FOR PA SYSTEM

12 INCH ANALOG CLOCK
PROVIDE (1) CAT 6A DATA DROP

15" — 15 INCH ANALOG CLOCK
PROVIDE (1) CAT 6A DATA DROP

ECS — EMERGENCY CALL STATION

DL — PA SYSTEM STATUS LIGHT

PUBLIC ADDRESS & CLOCK DEVICES ABBREVIATIONS:

"S" - DENOTES SURFACE MOUNTED
"WP" - DENOTES WEATHERPROOF
"EXT" - DENOTES EXTERIOR MOUNTED
"GYM" - DENOTES SURFACE MOUNTED IN GYMNASIUM
"P" - PENDANT MOUNTED SPEAKER WITH BACK BOX

VIDEO SURVEILLANCE

VANDAL PROOF, FIXED DOME CAMERA,
INTERIOR CEILING MOUNTED

VANDAL PROOF FIXED 180° DOME CAMERA,
INTERIOR CEILING MOUNTED

VANDAL PROOF, FIXED 360° DOME CAMERA,
INTERIOR CEILING MOUNTED

VANDAL PROOF, FIXED DOME CAMERA,
INTERIOR WALL MOUNTED

VANDAL PROOF FIXED 180° DOME CAMERA,
INTERIOR WALL MOUNTED

VANDAL PROOF FIXED DOME CAMERA,
BRACKET MOUNTED

VANDAL PROOF FIXED 180° DOME CAMERA,
BRACKET MOUNTED

VANDAL PROOF FIXED 360° DOME CAMERA,
BRACKET MOUNTED

VANDAL PROOF FIXED DOME CAMERA,
CORNER BRACKET MOUNTED

VANDAL PROOF FIXED 180° DOME CAMERA,
CORNER BRACKET MOUNTED

VANDAL PROOF FIXED 360° DOME CAMERA,
CORNER BRACKET MOUNTED

NOTES FOR VIDEO SURVEILLANCE DEVICES:

1. ALL EXTERIOR CAMERAS SHALL BE BUILDING OR POLE MOUNTED AND SHALL BE WEATHER-PROOF.
2. COORDINATE CAMERA LOCATIONS WITH ARCHITECT PRIOR TO ROUGH-IN.
3. ALL CAMERAS SHALL BE VANDAL PROOF.
4. ALL PTZ CAMERAS SHALL BE WIRED WITH 12/2 POWER CONDUCTORS IN ADDITION TO CAT. 6 CABLE OR FIBER CABLE AS SCHEDULED.

VIDEO SURVEILLANCE DEVICE ABBREVIATIONS:

"EXT" - DENOTES EXTERIOR
"PTZ" - DENOTES PAN/TILT/ZOOM
"WP" - DENOTES WEATHERPROOF

WIRING

HOME RUN TO PANEL

10 AWG — HOME RUN TO PANEL
INSTALL 10 AWG WIRE TO ALL DEVICES IN THE CIRCUIT UNLESS OTHERWISE NOTED

WIRE SIZES SHOWN ON WIRING RUNS ARE FOR THE ASSISTANCE TO THE ELECTRICIAN IN RUNNING THE WIRING. IT SHALL BE THE RESPONSIBILITY OF THE ELECTRICAL SUBCONTRACTOR TO VERIFY ALL WIRE SIZES AND INSTALL THE REQUIRED NUMBER OF CONDUCTORS NEEDED FOR THE INSTALLATION.

WIRING DEVICES

GENERAL NOTE: COORDINATE EXACT LOCATION OF ALL WIRING DEVICES WITH ARCHITECTURAL ELEVATION PLANS PRIOR TO ROUGH-IN

SINGLE RECEPTACLE, WALL MOUNTED
U DENOTES OUTLET MOUNTED UNDER COUNTER
C DENOTES OUTLET MOUNTED ABOVE COUNTER
RF DENOTES OUTLET FOR REFRIGERATOR
HC DENOTES OUTLET FOR CLOCK
IM DENOTES OUTLET FOR ICE MAKER
GW DENOTES OUTLET FOR GLASS WASHER
GC DENOTES GOGGLE CABINET
MW DENOTES MICROWAVE

DUPLEX RECEPTACLE, WALL MOUNTED, COORDINATE HEIGHT AND LOCATION WITH ARCHITECTURAL ELEVATIONS PRIOR TO ROUGH-IN

U DENOTES OUTLET MOUNTED UNDER COUNTER
H DENOTES MOUNTED AT CUSTOM HEIGHT PER ARCHITECT

ABOVE COUNTER DUPLEX RECEPTACLE, WALL MOUNTED,
COORDINATE HEIGHT AND LOCATION WITH ARCHITECTURAL ELEVATIONS PRIOR TO ROUGH-IN

DUPLEX RECEPTACLE, WALL MOUNTED, DUAL CONTROLLED,
COORDINATE HEIGHT AND LOCATION WITH ARCHITECTURAL ELEVATIONS PRIOR TO ROUGH-IN

U DENOTES OUTLET MOUNTED UNDER COUNTER

ABOVE COUNTER DUPLEX RECEPTACLE, WALL MOUNTED,DUAL CONTROLLED, COORDINATE HEIGHT AND LOCATION WITH ARCHITECTURAL ELEVATIONS PRIOR TO ROUGH-IN

GFCI DUPLEX RECEPTACLE, WALL MOUNTED

W DENOTES OUTLET FOR WASHING MACHINE
M DENOTES OUTLET FOR MICROWAVE
DW DENOTES OUTLET FOR DISH WASHER

ABOVE COUNTER GFCI DUPLEX RECEPTACLE, WALL MOUNTED

W DENOTES OUTLET FOR WASHING MACHINE
M DENOTES OUTLET FOR MICROWAVE
DW DENOTES OUTLET FOR DISH WASHER

GFCI DUPLEX RECEPTACLE, WALL MOUNTED, DUAL CONTROLLED

ABOVE COUNTER GFCI DUPLEX RECEPTACLE, WALL MOUNTED, DUAL CONTROLLED

DOUBLE DUPLEX RECEPTACLE, WALL MOUNTED

ABOVE COUNTER DOUBLE DUPLEX RECEPTACLE, WALL MOUNTED

DOUBLE DUPLEX RECEPTACLE, WALL MOUNTED, DUAL CONTROLLED

ABOVE COUNTER DOUBLE DUPLEX RECEPTACLE, WALL MOUNTED DUAL CONTROLLED

DOUBLE DUPLEX RECEPTACLE, WALL MOUNTED, EACH WITH ONE TYPE A AND ONE TYPE C USB CHARGING PORT

DOUBLE DUPLEX RECEPTACLE, CEILING MOUNTED COORDINATE EXACT LOCATION IN THE FIELD

TVR — DUPLEX RECEPTACLE AND DATA OUTLET INSTALLED IN FLAT PANEL TV BOX

L53 — NEMA L5-30R (30A-1P) RECEPTACLE FURNISH AND INSTALL #10 AWG WIRES & GROUND

L63 — NEMA L6-30R (30A-2P) RECEPTACLE FURNISH AND INSTALL #10 AWG WIRES & GROUND

PH — PROJECTOR OUTLET, MOUNTED HIGH, HEIGHT PER ARCHITECTURAL ELEVATION PLANS:
PROVIDE (1) DUAL CONTROLLED DUPLEX RECEPTACLE;
PROVIDE (2) DATA OUTLETS AND CABLING;
PROVIDE 2-GANG BOX WITH 1-1/4" CONDUIT STUB ABOVE ACCESSIBLE CEILING WITH PULL STRING AND BUSHING FOR AV OUTLET

PL — PROJECTOR OUTLET MOUNTED AT 18" AFF:
PROVIDE (2) DUAL CONTROLLED DUPLEX RECEPTACLES
PROVIDE (2) DATA OUTLETS
OUTLETS AND CABLING;
PROVIDE 2-GANG BOX WITH 1-1/4" CONDUIT STUB ABOVE ACCESSIBLE CEILING WITH PULL STRING AND BUSHING FOR AV OUTLET

P — PROJECTOR OUTLET CEILING MOUNTED:
PROVIDE (1) DUAL CONTROLLED DUPLEX RECEPTACLE;
PROVIDE (2) DATA OUTLETS AND CABLING;
PROVIDE 2-GANG BOX WITH 1-1/4" CONDUIT STUB ABOVE ACCESSIBLE CEILING WITH PULL STRING AND BUSHING FOR AV OUTLET

PS — MOTORIZED PROJECTOR SCREEN POWER

$ — SINGLE POLE SWITCH

$KP — KEYED UP/DN SWITCH FOR PROJECTION SCREEN

$K — KEYED SWITCH

$M — DUAL-TECH OCCUPANCY SENSOR, WALL MOUNTED

$3 — THREE-WAY SWITCH

NETWORK LIGHTING CONTROL

DALI MULTI-SENSOR (DAYLIGHT, OCCUPANCY AND TEMPERATURE)

DC — 0-10V DIGITAL TO ANALOG CONVERTER

FR — FIELD RELAY

M — OCCUPANCY SENSOR

$2DA — TWO BUTTONS DALI SWITCH: ON/OFF

$2DDA — TWO BUTTON DALI SWITCH: ON/OFF WITH RAISE/LOWER DIMMING CONTROL

$4DDA — FOUR BUTTON DALI SWITCH: ON/OFF WITH RAISE/LOWER DIMMING CONTROL AND PROGRAMMABLE SCENES.

$TS — TOUCH SCREEN

NOTES FOR NETWORK LIGHTING CONTROL:

1. REFER TO ELECTRICAL DETAIL DRAWINGS FOR TYPICAL DETAILS.

FLOOR MOUNTED WIRING DEVICES

6212 FB — FLOOR BOX

6212 PT — POKE-THRU

FLOOR MOUNTED WIRING DEVICES ABBREVIATIONS:

2DP1V2D - DENOTES (2) DUPLEX RECEPTACLES, (1) VOICE AND (2) DATA JACKS WITH CATEGORY 6A CABLING

4DP2V4D - DENOTES (4) DUPLEX RECEPTACLES, (2) VOICE AND (4) DATA JACKS WITH CATEGORY 6A CABLING

4DP4D - DENOTES (4) DUPLEX RECEPTACLES, (4) DATA JACKS AND CATEGORY 6A CABLING

4SP - DENOTES (4) SIMPLEX RECEPTACLES

NOTES FOR FLOOR MOUNTED DEVICES:

1. ALL FLOOR MOUNTED DEVICES ON SLAB ON GRADE SHALL BE OF FLOOR BOX TYPE. COORDINATE SLAB SAW CUT WITH THE ARCHITECT.
2. ALL FLOOR MOUNTED DEVICES NOT ON GRADE LEVEL SHALL BE OF THE POKE-THRU TYPE UNLESS NOTED OTHERWISE. COORDINATE EXACT LOCATION WITH THE ARCHITECT.
3. COORDINATE LOCATIONS OF ALL FLOOR BOXES AND POKE-THRUS PRIOR TO ROUGH-IN AND CONCRETE POUR WITH THE ARCHITECT.
4. ALL FLOOR BOXES AND POKE-THRUS SHALL BE SET INTO THE FLOOR FLUSH, UNLESS NOTED OTHERWISE.
5. REFER TO FLOOR MOUNTED WIRING DEVICES ABBREVIATIONS FOR DUPLEX RECEPTACLE, AV OUTLET, MICROPHONE JACK AND DATA DROP QUANTITIES.
6. SEE TELECOMMUNICATIONS LEGEND FOR VOICE/DATA ABBREVIATIONS AND CABLING REQUIREMENTS.
7. PROVIDE 2-HOUR RATED FLOOR BOXES AND POKE-THRUS WHERE CODE DRAWINGS SPECIFY 2-HOUR RATING. REFER TO CODE PLANS.

EQUIPMENT

ELECTRICAL PANEL, SURFACE MTD.

ELECTRICAL PANEL, FLUSH MTD.

30AS 20AF — FUSED DISCONNECT SWITCH "30AS" DENOTES 30A SWITCH "20AF" DENOTES 20A FUSE

UNFUSED DISCONNECT SWITCH

J — JUNCTION BOX
SR DENOTES SPEECH REINFORCEMENT
DC DENOTES DOOR CONTROL
OV DENOTES WALL OVEN, FURNISH AND INSTALL 3-10 AWG & 1-10 AWG GND
HD DENOTES HAND DRYER
DF DENOTES DRINKING FOUNTAIN
CT DENOTES COOKTOP, FURNISH AND INSTALL 3-8 AWG & 1-10 AWG GND
CDP DENOTES CO DETECTION PANEL
GDP DENOTES GAS DETECTION PANEL
NAC DENOTES FIRE ALARM NAC PANEL

$T — SAFETY DISCONNECT SNAP SWITCH, HORSE POWER RATED

M — MOTORIZED DAMPER

FSD — FIRE/SMOKE DAMPER

EPO F — EMERGENCY POWER SHUTOFF BUTTON
SEE TYPICAL WIRING DETAIL

EPO — EMERGENCY POWER SHUTOFF BUTTON
SEE TYPICAL WIRING DETAIL

PBS — PUSH BUTTON STATION.

MOTORIZED WINDOW SHADES

RS — POWER FOR WINDOW SHADES, SINGLE MOTOR. HOMERUN TO WINDOW SHADE CONTROL PANEL. INSTALL CAT. 6 CABLING AS PER WIRING DETAILS. WIRING SHALL BE INSTALLED AS PER APPROVED MANUFACTURER'S RECOMMENDATIONS, OBTAIN SHOP DRAWINGS FROM THE SYSTEM MANUFACTURER PRIOR TO ROUGH-IN. LOCATE SHADE CONTROL PANEL (ABOVE NEAREST ACCESSIBLE CEILING. COORDINATE WITH THE GENERAL CONTRACTOR.

RD — POWER FOR WINDOW SHADES, DUAL MOTOR. HOMERUN TO WINDOW SHADE CONTROL PANEL. INSTALL CAT. 6 CABLING AS PER WIRING DETAILS. WIRING SHALL BE INSTALLED AS PER APPROVED MANUFACTURER'S RECOMMENDATIONS, OBTAIN SHOP DRAWINGS FROM THE SYSTEM MANUFACTURER PRIOR TO ROUGH-IN. LOCATE SHADE CONTROL PANEL (ABOVE NEAREST ACCESSIBLE CEILING. COORDINATE WITH THE GENERAL CONTRACTOR.

$MS — SWITCH FOR MOTORIZED SHADES, INSTALLED AND WIRED BY ELECTRICAL SUBCONTRACTOR. FURNISHED BY RESPECTIVE SUBCONTRACTOR

NOTES FOR MOTORIZED WINDOW SHADES:

1. SEE WINDOW SHADE DETAILS FOR WIRING REQUIREMENTS. INSTALL WIRING PER APPROVED MANUFACTURER'S RECOMMENDATIONS.
2. FOR WINDOW SHADES IN RESIDENT UNITS, SEE NOTES ON PLAN. WINDOW SHADES IN RESIDENT UNITS ARE SINGLE MOTOR.
3. COORDINATE INSTALLATION OF CONDUITS WITH THE GENERAL CONTRACTOR.

INTRUSION

AM — EXTERNAL CONTACT INPUT MODULE

MS — DUAL TECHNOLOGY MOTION DETECTOR, WALL MOUNTED.

MS — DUAL TECHNOLOGY MOTION DETECTOR, CEILING MOUNTED.

PN — PANIC BUTTON

SN — SIREN

KP — KEYPAD

TELECOMMUNICATIONS

VOICE/DATA OUTLET WITH ONE VOICE AND TWO DATA JACKS, WALL MOUNTED, WITH CATEGORY 6A CABLES AND PULL STRING
2-GANG BOX AND 1" CONDUIT STUB TO ACCESSIBLE CEILING

DATA OUTLET WITH TWO DATA JACKS, WALL MOUNTED WITH CATEGORY 6A CABLES AND PULL STRING
2-GANG BOX AND 1" CONDUIT STUB TO ACCESSIBLE CEILING

DC — DOOR CONTROL, MOUNTED ABOVE CEILING
ONE DATA DROP WITH CATEGORY 6A CABLE
2-GANG BOX

WIFI ACCESS POINT, MOUNTED ABOVE CEILING
TWO DATA DROPS WITH CATEGORY 6A CABLES
2-GANG BOX

WALL PHONE OUTLET, WITH ONE VOICE JACK
MOUNTED AT 54" AFF WITH CATEGORY 6A CABLE
2-GANG BOX AND 1" CONDUIT STUB TO ACCESSIBLE CEILING

WIRE BASKET, 18"x4" MINIMUM
UNLESS OTHERWISE NOTED

TMGB — TELECOM MAIN GROUNDING BUS BAR

TGB — TELECOM GROUNDING BUS BAR

INTERIOR CELLULAR SIGNAL BOOSTER

INTERIOR PANEL MOUNTED CELLULAR SIGNAL BOOSTER

VOICE/DATA ABBREVIATIONS:

"1V/1D" - DENOTES ONE VOICE AND ONE DATA JACK
WITH CATEGORY 6A CABLES
2-GANG BOX AND 1" CONDUIT STUB TO ACCESSIBLE CEILING

"1V/2D" - DENOTES ONE VOICE AND TWO DATA JACKS
WITH CATEGORY 6A CABLES
2-GANG BOX AND 1" CONDUIT STUB TO ACCESSIBLE CEILING

"1V/3D" - DENOTES ONE VOICE AND THREE DATA JACKS
WITH CATEGORY 6A CABLES
2-GANG BOX AND 1-1/4" CONDUIT STUB TO ACCESSIBLE CEILING

"2V/2D" - DENOTES TWO VOICE AND TWO DATA JACKS
WITH CATEGORY 6A CABLES
2-GANG BOX AND 1-1/4" CONDUIT STUB TO ACCESSIBLE CEILING

"1D" - DENOTES ONE DATA JACK
WITH CATEGORY 6A CABLE
2-GANG BOX AND 1" CONDUIT STUB TO ACCESSIBLE CEILING

"2D" - DENOTES TWO DATA JACKS
WITH CATEGORY 6A CABLES
2-GANG BOX AND 1" CONDUIT STUB TO ACCESSIBLE CEILING

"3D" - DENOTES THREE DATA JACKS
WITH CATEGORY 6A CABLES
2-GANG BOX AND 1" CONDUIT STUB TO ACCESSIBLE CEILING

"4D" - DENOTES FOUR DATA JACKS
WITH CATEGORY 6A CABLES
2-GANG BOX AND 1-1/4" CONDUIT STUB TO ACCESSIBLE CEILING

"1V" - DENOTES ONE VOICE JACK
WITH CATEGORY 6A CABLE
2-GANG BOX AND 1" CONDUIT STUB TO ACCESSIBLE CEILING

"2V" - DENOTES TWO VOICE JACKS
WITH CATEGORY 6A CABLES
2-GANG BOX AND 1" CONDUIT STUB TO ACCESSIBLE CEILING

"H" - DENOTES MOUNTED AT CUSTOM HEIGHT AND LOCATION, COORDINATE WITH THE ARCHITECT

"CLK" - DENOTES DATA OUTLET FOR CLOCK

NOTES FOR TELECOMMUNICATIONS DEVICES:

1. VOICE/DATA OUTLETS SHALL BE PROVIDED WITH BOX AND CONDUIT STUBBED UP ABOVE THE CEILING (UNLESS OTHERWISE NOTED) AND WITH PULL STRING AND NYLON BUSHINGS AT CONDUIT STUBS, TO PREVENT DAMAGE TO CABLES WHEN PULLED. SIZE CONDUIT AS REQUIRED. MINIMUM CONDUIT SIZE SHALL BE 1".
2. MOUNT VOICE, DATA AND VIDEO OUTLETS A MAXIMUM OF 12" FROM A POWER OUTLET. COORDINATE LOCATIONS WITH ELECTRICAL DRAWINGS.
3. TERMINATE ALL VOICE/DATA CABLING IN VOICE/DATA RACKS.
4. REFER TO VOICE DATA ABBREVIATIONS FOR CABLE DROP QUANTITIES.
5. ALL EXPOSED VOICE/DATA/TV/AV CABLING SHALL BE INSTALLED IN CONDUIT.
6. THE DATA DROPS FOR ACCESS POINTS AT DROP CEILINGS, SHALL BE INSTALLED IN A BOX ATTACHED TO A CABLE WHIP ABOVE THE CEILING FOR FUTURE FLEXIBILITY IN LOCATING THE ACCESS POINT. AT HARD CEILINGS, THE DATA DROPS FOR ACCESS POINTS SHALL BE INSTALLED BELOW OR FLUSH WITH THE CEILING.

FLOOR MOUNTED WIRING DEVICES

FLOOR MOUNTED WIRING DEVICES ABBREVIATIONS:

"6212" - DENOTES
(6) COMPARTMENTS
(2) DUPLEX RECEPTACLES
(1) VOICE
(2) DATA JACKS WITH CATEGORY 6A CABLING

"6212AV" - DENOTES
(6) COMPARTMENTS
(2) DUPLEX RECEPTACLES
(1) VOICE
(2) DATA JACKS WITH CATEGORY 6A CABLING
(AV) PROVIDE WITH AUDIO VISUAL CABLING

FF - FURNITURE FEED

NOTES FOR FLOOR MOUNTED DEVICES:

1. ALL FLOOR MOUNTED DEVICES ON SLAB ON GRADE SHALL BE OF FLOOR BOX TYPE. COORDINATE SLAB SAW CUT WITH THE ARCHITECT.
2. ALL FLOOR MOUNTED DEVICES NOT ON GRADE LEVEL SHALL BE OF THE POKE-THRU TYPE UNLESS NOTED OTHERWISE. COORDINATE EXACT LOCATION WITH THE ARCHITECT.
3. COORDINATE LOCATIONS OF ALL FLOOR BOXES AND POKE-THRUS PRIOR TO ROUGH-IN AND CONCRETE POUR WITH THE ARCHITECT.
4. ALL FLOOR BOXES AND POKE-THRUS SHALL BE SET INTO THE FLOOR FLUSH, UNLESS NOTED OTHERWISE.
5. REFER TO FLOOR MOUNTED WIRING DEVICES ABBREVIATIONS FOR DUPLEX RECEPTACLE, AV OUTLET, MICROPHONE JACK AND DATA DROP QUANTITIES.
6. SEE TELECOMMUNICATIONS LEGEND FOR VOICE/DATA ABBREVIATIONS AND CABLING REQUIREMENTS.
7. PROVIDE 2-HOUR RATED FLOOR BOXES AND POKE-THRUS WHERE CODE DRAWINGS SPECIFY 2-HOUR RATING. REFER TO CODE PLANS.

DOOR ENTRY

VES — VIDEO ENTRANCE STATION

VMS — VIDEO MASTER STATION

FIRE ALARM

SMOKE DETECTOR, CEILING MOUNTED

ER — SMOKE DETECTOR, ELEVATOR RECALL

DS — DUCT SMOKE DETECTOR WITH TWO RELAYS

CO — CARBON MONOXIDE DETECTOR

CO DS — DUCT CARBON MONOXIDE DETECTOR WITH TWO RELAYS

135 F — HEAT DETECTOR, FIXED "135" - DENOTES TEMPERATURE

NG — NATURAL GAS DETECTOR

FS — FLOW SWITCH

TS — TAMPER SWITCH

PS — PRESSURE SWITCH

B — ALARM BELL

EXTERIOR BEACON 150,000 CANDLE POWER. COORDINATE EXACT LOCATION WITH AHJ

RAI — REMOTE ALARM INDICATOR, PROVIDE PERMANENTLY ATTACHED PLACARD TO INDICATE BOTH THE FUNCTION AND ANY DEVICE OR EQUIPMENT ASSOCIATED PER NFPA REQUIREMENTS. INDICATORS SHOULD BE WALL MOUNTED TO MAKE ATTACHING PLACARD AT THE INDICATOR EASIER. SUBMIT THE PLACARD TO ARCHITECT FOR APPROVAL PRIOR TO INSTALLATION.

110cd — VISUAL APPLIANCE, CEILING MOUNTED
"110cd" - DENOTES CANDELA RATING

110cd — COMBINATION AUDIOVISUAL APPLIANCE, CEILING MOUNTED
"110cd" - DENOTES CANDELA RATING

110cd — VISUAL APPLIANCE, WALL MOUNTED
"110cd" - DENOTES CANDELA RATING

110cd — COMBINATION AUDIOVISUAL APPLIANCE, WALL MOUNTED
"110cd" - DENOTES CANDELA RATING

K — KNOX BOX

I/O — I/O MODULE WITH (2) CONTROL MODULES AND (4) MONITOR MODULES

MM — MONITOR MODULE

CM — CONTROL MODULE

R — FIRE ALARM RELAY

F — PULL STATION

DH — DOOR HOLDER

MASTER BOX

EOLR — END-OF-LINE RESISTOR

RTS — REMOTE TEST SWITCH

NAC — SUPPLEMENTARY NOTIFICATION APPLIANCE PANEL

FACP — FIRE ALARM CONTROL PANEL

DAS — DAS ANNUNCIATOR

DAS — DAS ANTENNA

AORC — AREA OF REFUGE CALL STATION

C AORC — AREA OF REFUGE CALL STATION WITH COVER

AORM — AREA OF REFUGE MASTER STATION

NOTES FOR FIRE ALARM DEVICES:

1. COORDINATE EXACT LOCATION OF ALL SPRINKLER SYSTEM ASSOCIATED DEVICES WITH THE SPRINKLER CONTRACTOR PRIOR TO ROUGH-IN.
2. COORDINATE LOCATION OF KNOX BOX, EXTERIOR BEACON AND FIRE ALARM BELL WITH AHJ PRIOR TO ROUGH-IN.
3. COORDINATE WITH ARCHITECT THE LOCATION OF PULL STATIONS AND ANNUNCIATOR PANELS IN AND AROUND VESTIBULES FOR COORDINATION.

ACCESS CONTROL

C — DOOR CONTACT

CR — CARD READER

DO — DOOR OPERATOR

EL — ELECTRIC LOCK

HC — PUSH BUTTON FOR DOOR OPENER

RX — REQUEST TO EXIT

NOTES FOR ACCESS CONTROL / INTRUSION:

1. PROVIDE BOXES AND 3/4" CONDUIT STUBS ABOVE ACCESSIBLE CEILING FOR ALL ACCESS CONTROL DEVICES.
2. MULLION MOUNTED CARD READERS SHALL BE 4.6"L x 2.4"W x 1.4"H, SMALL PROFILE, WEATHERPROOF (FOR EXTERIOR APPLICATION), OR APPROVED EQUAL.
3. COORDINATE WITH ARCHITECT THE ELEVATION FOR VIDEO ENTRY STATION (VES) LOCATIONS RELATIVE TO DOORWAYS AND MOUNTING HARDWARE AND IF UNITS ARE TO BE RECESSED OR SURFACE MOUNTED. REQUEST AN ELEVATION OF CARD READERS, FIRE ALARM PULL STATIONS, ANNUNCIATOR PANELS AND WALL PLAQUES IN AND AROUND VESTIBULES FOR COORDINATION.

ABBREVIATIONS

2C - DENOTES 2-CIRCUITS, TOP AND BOTTOM HALF ON SEPARATE CIRCUITS
AFF - ABOVE FINISHED FLOOR
AHJ - AUTHORITY HAVING JURISDICTION
ATS - AUTOMATIC TRANSFER SWITCH
AIC - AMPERES INTERRUPTING CAPACITY
BDA - BI-DIRECTIONAL AMPLIFIER
BMS - BUILDING MANAGEMENT SYSTEM
BOF - BOTTOM OF FIXTURE
C - RECEPTACLE ABOVE COUNTER, HEIGHT PER ARCHITECTURAL ELEVATION PLANS
CLG - CEILING MOUNTED
CM - COFFEE MAKER
CS - CHARGING STATION
DAS - DISTRIBUTED ANTENNA SYSTEM
DAC - NETWORK LIGHTING DIGITAL TO ANALOG CONVERTER
DW - DISH WASHER
EC - ELECTRICAL SUBCONTRACTOR
EH - EXHAUST HOOD
EMS - ENERGY MANAGEMENT SYSTEM
EPO - EMERGENCY POWER SHUTOFF BUTTON
EX - EXISTING DEVICE TO REMAIN
F - FRACTIONAL HORSEPOWER
FACP - FIRE ALARM CONTROL PANEL
FBO - FURNISHED BY OTHERS
FM - FUME HOOD
FR - NETWORK LIGHTING FIELD RELAY
G - GOGGLE CABINET
GC - GENERAL CONTRACTOR
GFCI - GROUND FAULT CIRCUIT INTERRUPTER
GFP - GROUND FAULT PROTECTION
GW - GLASSWARE WASHER
H - DEVICE MOUNTED AT CUSTOM HEIGHT PER ARCHITECTURAL ELEVATION PLANS
HB - HIGH BAY
HD - HAND DRYER
HL - HOYER LIFT
HH - HANDHOLE
IM - ICE MAKER
KEC - KITCHEN EQUIPMENT CONTRACTOR
LCP - LIGHTING CONTROL PANEL
LR - LONG RANGE
LRP - LIGHTING RELAY PANEL
LV - LOW VOLTAGE
MW - MICROWAVE
MC - MICROPHONE
MCB - MAIN CIRCUIT BREAKER
MH - MOUNTING HEIGHT
MLO - MAIN LUGS ONLY
MD - MOTORIZED DAMPER
NTS - NOT TO SCALE
SPD - SURGE PROTECTION DEVICE
SR - SPEECH REINFORCEMENT
TBD - TO BE DETERMINED
TC - TIME CLOCK
TV - DENOTES OUTLET FOR TV, COORDINATE MOUNTING HEIGHT WITH THE ARCHITECT.
VFD - VARIABLE FREQUENCY DRIVE
VP - VANDAL PROOF
VSD - VARIABLE SPEED DRIVE
W - WALL MOUNTED
WG - WIRE GUARD
WIC - WHILE IN-USE COVER
WO - WALL OVEN
WP - WEATHERPROOF
WP/WIC - DENOTES WEATHER PROOF WITH WHILE-IN-USE COVER
XFMR - TRANSFORMER
XP - EXPLOSION PROOF

SOUND SYSTEM

ANT — 1/2 WAVE ANTENNA. 4" BOX WITH SINGLE-GANG COVER. PROVIDE 1" CONDUIT FROM BOX TO SOUND RACK.

ALS — ALS ANTENNA. 4" BOX WITH SINGLE-GANG COVER. PROVIDE 1" CONDUIT FROM BOX TO SOUND RACK.

ML — MIC/LINE PLATES. 2X 1 WALL MOUNTED BOX. PROVIDE 1" CONDUIT FROM EACH BOX TO SOUND RACK.

M2 — DUAL MIC PLATES, WALL MOUNTED BOX. PROVIDE 1" CONDUIT FROM EACH BOX TO SOUND RACK.

M2 — DUAL MIC PLATES, FLOOR MOUNTED. 4" BOX WITH SINGLE-GANG COVER. PROVIDE 1" CONDUIT FROM BOX TO SOUND RACK.

SL — CEILING HUNG SPEAKER (LEFT)

SR — CEILING HUNG SPEAKER (RIGHT)

SW — CONTROL PANEL. 4" BOX WITH SINGLE-GANG COVER. PROVIDE 1" CONDUIT FROM BOX TO SOUND RACK.

SP Z1 — LOCAL SOUND SYSTEM SPEAKER
"Z1" DENOTES SPEAKER ZONE
P DENOTES PENDENT MOUNTED

SP — LOCAL SOUND SYSTEM SPEAKER, WALL MOUNTED
"Z1" DENOTES SPEAKER ZONE

IN-CEILING CLASSROOM AUDIO

SR — IN-CEILING CLASSROOM AUDIO SYSTEM SPEAKER, RECESSED MOUNTED PROVIDE HARD WIRED CONNECTION VIA JUNCTION BOX.

C:\Users\jbustosdeharo\Documents\Wings Scheme - K-8_(Central)_ARC19_v10_jbustosdeharoMWEJT.rvt
11/20/2019 2:25:56 PM

Finegold Alexander Architects

PROJECT TEAM:

OWNER:
Leicester Public School

Structural Engineer
RSE Associates, Inc.
63 Pleasant St. Ste. 200
Watertown, MA 02472
T: 617.926.9300

MPFP Engineer
BLW Engineers, Inc.
311 Great Road, Post Office Box 1551
Littleton, MA 01460
T: 978.486.4301

Landscape Architect
Warner Larson Landscape Architects
130 West Broadway
Boston, MA 02127
T: 617.464.1440

Electrical Engineer
ART Engineering
38 Front St. Flr 3
Worcester, MA 01608
T: 508.797.7071

Civil Engineer
Nitsch Engineering
2 Center Plaza, Suite 430
Boston, MA 02108
T: 617.338.0063

Geotechnical Engineer
McPhail Associates, LLC
2269 Massachusetts Ave.
Cambridge, MA 02140
T: 617.868.1420

Code Consultant
Jensen Hughes
1 Lincoln St.
Boston, MA 02111
T: 508.538.9409

Kitchen Consultant
Crabtree McGrath Associates, Inc.
161 West Main Street
Georgetown, MA 01833
T: 978.352.8500

Owners Project Manager
NV5
70 Fargo Street, Suite 800
Boston, MA 02210

KEY PLAN:

NORTH

SEAL:

PRELIMINARY NOT FOR CONSTRUCTION

PROJECT INFORMATION:

Leicester School

70 WINSLOW AVE.
LEICESTER MA 01524

PROJECT #: 201601510015
PROJECT ISSUE DATE: 02/13/20
PROJECT STATUS: Schematic Design

SHEET NAME:

ELECTRICAL LEGEND

DRAWING HISTORY:

NO.	DATE	DESCRIPTION

SHEET #:

E0.1

BRANCH CIRCUITS SCHEDULE

120V OR 277V - 1Ø, 2W CIRCUITS	
20A-1P	2-12 AWG & 1-12 AWG EGC IN 3/4"C
30A-1P	2-10 AWG & 1-10 AWG EGC IN 3/4"C
40A-1P	2-8 AWG & 1-10 AWG EGC IN 3/4"C
50A-1P	2-6 AWG & 1-10 AWG EGC IN 3/4"C
60A-1P	2-4 AWG & 1-10 AWG EGC IN 1"C
208V OR 480V - 1Ø, 2W CIRCUITS	
20A-2P	2-12 AWG & 1-12 AWG EGC IN 3/4"C
30A-2P	2-10 AWG & 1-10 AWG EGC IN 3/4"C
40A-2P	2-8 AWG & 1-10 AWG EGC IN 3/4"C
50A-2P	2-6 AWG & 1-10 AWG EGC IN 3/4"C
60A-2P	2-4 AWG & 1-10 AWG EGC IN 1"C
208V OR 480V - 3Ø, 3W CIRCUITS	
20A-3P	3-12 AWG & 1-12 AWG EGC IN 3/4"C
30A-3P	3-10 AWG & 1-10 AWG EGC IN 3/4"C
40A-3P	3-8 AWG & 1-10 AWG EGC IN 3/4"C
50A-3P	3-6 AWG & 1-10 AWG EGC IN 1"C
60A-3P	3-4 AWG & 1-10 AWG EGC IN 1"C
208V OR 480V - 3Ø, 4W CIRCUITS	
20A-3P	4-12 AWG & 1-12 AWG EGC IN 3/4"C
30A-3P	4-10 AWG & 1-10 AWG EGC IN 3/4"C
40A-3P	4-8 AWG & 1-10 AWG EGC IN 3/4"C
50A-3P	4-6 AWG & 1-10 AWG EGC IN 1"C
60A-3P	4-4 AWG & 1-10 AWG EGC IN 1"C

NOTES:

1. TYPE MC CABLE SHALL INCLUDE FULL SIZE INSULATED GROUND CONDUCTOR, SIZES AS INDICATED IN SCHEDULE.
2. UPGRADE WIRE SIZE ACCORDING TO VOLTAGE DROP CHART.
3. UPGRADE FEEDER SIZES NOT INCLUDED IN VOLTAGE DROP CHART TO REQUIREMENTS IN ACCORDANCE WITH THE NEC.

VOLTAGE DROP CHART

120V CKTS. / MAX. LENGTH			
LOAD UP TO	CONDUCTOR SIZE #12	CONDUCTOR SIZE #10	CONDUCTOR SIZE #8
800 VA	155 FT	245 FT	390 FT
1000 VA	125 FT	195 FT	310 FT
1200 VA	105 FT	165 FT	260 FT
1400 VA	90 FT	140 FT	220 FT
1600 VA	80 FT	125 FT	195 FT
1800 VA	70 FT	110 FT	175 FT
277V CKTS. / MAX. LENGTH			
2000 VA	330 FT	525 FT	830 FT
2500 VA	265 FT	420 FT	665 FT
3000 VA	220 FT	350 FT	555 FT
3500 VA	190 FT	300 FT	475 FT
4000 VA	165 FT	260 FT	415 FT

TYPICAL ELEVATOR MACHINE ROOM & SHAFT LAYOUT

NTS

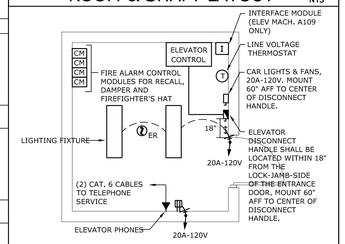

ELEVATOR MACHINE ROOM

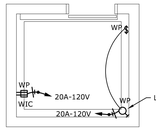

ELEVATOR PIT

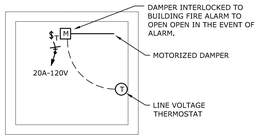

ELEVATOR SHAFT

NOTES:

1. FOR EXACT QUANTITIES OF ELEVATOR CONTROLS AND EQUIPMENT LAYOUT REFER TO ELEVATOR CONSULTANT'S DRAWINGS.
2. FOR ELEVATOR CAB TELEPHONE, MOUNT 4'-0" AFF. PROVIDE CAT. 6 CABLE TO TELECOMMUNICATIONS BACKBOARD FOR ELEVATOR PHONE.
3. INSTALL LIGHTING FIXTURE AT LOCATION AND MOUNTING HEIGHT ABOVE ELEVATOR PIT FLOOR AS DIRECTED BY THE ELEVATOR EQUIPMENT INSTALLER. SEE DRAWINGS FOR FIXTURE TYPE.
4. INSTALL TOGGLE SWITCH ADJACENT TO THE ELEVATOR PIT LADDER AND 4'-0" ABOVE THE ELEVATOR PIT FLOOR.
5. INSTALL THE RECEPTACLE 4'-0" ABOVE THE ELEVATOR PIT FLOOR TO BOTTOM AT LOCATION AS DIRECTED BY THE ELEVATOR EQUIPMENT INSTALLER.
6. REQUIRED LIGHTING SHALL NOT BE CONNECTED TO THE LOAD SIDE OF THE GROUND-FAULT CIRCUIT INTERRUPTER.
7. ELEVATOR SHAFT DAMPER AND THERMOSTAT SHALL BE PROVIDED BY THE MECHANICAL CONTRACTOR. THE ELECTRICAL SUBCONTRACTOR SHALL BE RESPONSIBLE FOR INSTALLING THE THERMOSTATS, POWER TO THE ELEVATOR SHAFT DAMPER, AND INTERFACE TO THE FIRE ALARM CONTROL PANEL.
8. INSTALL COOLING ONLY LINE VOLTAGE THERMOSTAT IN ELEVATOR MACHINE ROOM TIED INTO MOTORIZED DAMPER AT TOP OF SHAFT. SET TEMPERATURE TO 85°F SUCH THAT THE DAMPER OPENS AT 85°F TO PREVENT OVERHEATING.
9. FURNISH AND INSTALL FIRE ALARM CONTROL MODULES FOR THE ELEVATOR DAMPER. INTERLOCK THE ELEVATOR DAMPER AND THE THERMOSTATS, AND CONNECT TO THE BUILDING FIRE ALARM SYSTEM. THE DAMPER SHALL OPEN UPON LOSS OF NORMAL POWER.
10. PROVIDE AUXILIARY CONTACTS IN THE ELEVATOR DISCONNECT SWITCH AND WIRE THE ELEVATOR LOWERING BATTERY THROUGH THE CONTACTS AS REQUIRED BY THE ELEVATOR CODE.
11. INTERFACE MODULE FOR EMERGENCY POWER CONTROL (ELEVATOR MACHINE ROOM A109 ONLY). PROVIDE 3/4" CONDUIT TO ELEVATOR CONTROLLER, 3/4" CONDUIT CONNECTING ALL INTERFACE MODULES AND 3/4" CONDUIT TO ATS. FURNISH AND INSTALL TWO PAIRS OF #14 WIRE FROM THE ATS TO THE ELEVATOR MACHINE ROOM FOR MONITORING THE PERMANENT/EMERGENCY POWER.

GENERAL NOTES

1. ALL RACEWAY SHALL BE CONCEALED UNLESS OTHERWISE NOTED. PROVIDE PULL STRINGS FOR ALL RACEWAYS.
2. THE SIZES OF ELECTRICAL RACEWAY SHALL BE AS INDICATED ON THE CONTRACT DRAWINGS AND SHALL MEET THE REQUIREMENTS OF THE LOCAL ELECTRIC CODE, ¾" MINIMUM, OR AS SHOWN ELSEWHERE.
3. CONDUIT FOR WIRING CONCEALED IN FLOOR SLABS, OR BELOW GRADE SHALL BE 1" MINIMUM.
4. ALL WORK INCLUDING DEVICES, OUTLETS, FIXTURES, WIRING, CONDUIT, RACEWAY, EQUIPMENT, ETC SHOWN ON THE ELECTRICAL PLANS IS NEW WORK AND SHALL BE FURNISHED AND INSTALLED BY THE ELECTRICAL CONTRACTOR OR THEIR SUB-CONTRACTORS, UNLESS NOTED OTHERWISE.
5. ALL NEW OUTLETS, DEVICES, FIXTURES, WIRING, CONDUIT, RACEWAY, EQUIPMENT, ETC SHOWN ON THE ELECTRICAL PLANS SHALL BE PROVIDED WITH ALL PARTS AND ACCESSORIES FOR A COMPLETE INSTALLATION.
6. ALL WIRE AND CABLE FOR POWER, LIGHTING, CONTROL INDICATION, ALARM, SIGNAL AND COMMUNICATION SYSTEM, UNLESS OTHERWISE NOTED, SHALL HAVE TYPE THHN INSULATION AND SHALL BE RATED FOR 600V MINIMUM.
7. MINIMUM WIRE SHALL BE #12. ALL WIRING SHALL BE NEW, UNLESS NOTED OTHERWISE. WIRING IN EXCESS OF 70 FEET FOR 120/208V AND 165 FEET FOR 277/480V MUST BE SIZED FOR VOLTAGE DROP. UPGRADE FEEDER SIZES IN ACCORDANCE WITH THE NEC. LIMIT VOLTAGE DROP TO LESS THAN 3%. FEEDERS SHALL FOLLOW SIMILAR GUIDELINES AND BE LIMITED TO 2% DROP.
8. ALL WIRING INSTALLATION SHALL BE COLOR CODED AS PER THE ELECTRICAL CODE. ALL CONDUCTORS SHALL BE STRANDED TYPE.
9. CIRCUIT RUNS ARE SHOWN DIAGRAMMATICALLY ONLY AND SHALL BE INSTALLED IN A MANNER TO PREVENT CONFLICTS WITH EQUIPMENT AND STRUCTURAL CONDITIONS. CONDUITS AND CABLES SHALL BE INSTALLED PARALLEL TO BEAMS AND WALLS.
10. CONDUITS SHALL BE TERMINATED SO AS TO PERMIT NEAT CONNECTIONS TO MOTORS AND OTHER EQUIPMENT.
11. CONDUIT AND WIRING (NOT SHOWN) FOR THE HVAC CONTROL EQUIPMENT AND MISCELLANEOUS DEVICES, OUTLET, SWITCHES, JUNCTION, PULL AND TERMINAL BOXES SHALL BE PROVIDED WITH NEMA ENCLOSURE SUITABLE TO THE ENVIRONMENT.
12. WIRING (NOT SHOWN) FOR THE VIDEO SURVEILLANCE SYSTEM, SOUND SYSTEM, ACCESS CONTROL, FIRE ALARM, LIGHTING CONTROL, AND LOW VOLTAGE SYSTEMS, SHALL BE FURNISHED AND INSTALLED AS PER MANUFACTURER'S RECOMMENDATIONS, SEE ELECTRICAL SPECIFICATIONS FOR ADDITIONAL SCOPE OF WORK. EXPOSED WIRING SHALL BE INSTALLED IN CONDUIT.
13. ALL CONDUIT RUNS CROSSING EXPANSION JOINTS SHALL HAVE EXPANSION OR EXPANSION AND DEFLECTION TYPE FITTINGS.
14. ALL WIRING DEVICES, PANEL BOARDS, DISTRIBUTION BOARDS, MOTORS, ETC., SHALL BE GROUNDED AS PER ELECTRIC CODE.
15. ARCHITECTURAL DRAWINGS, INDICATE REQUIRED LOCATION OF WIRING DEVICES, COORDINATE ALL COVER PLATE COLORS WITH ARCHITECT.
16. ALL WORK SHALL BE INSTALLED IN FULL ACCORDANCE WITH LOCAL, STATE & FEDERAL CODES, STATE AND LOCAL AUTHORITIES. FILE ALL PLANS, OBTAIN ALL PERMITS, PAY ALL FEES, SCHEDULE ALL INSPECTIONS, MAKE ALL TESTS AND OBTAIN ALL APPROVALS REQUIRED. THE ELECTRICAL WORK SHALL BE PERFORMED IN ACCORDANCE WITH THE LATEST ADOPTED EDITION OF NATIONAL ELECTRIC CODE AND LOCAL AUTHORITIES HAVING JURISDICTION. ALL COMPONENTS SHALL BE UL LISTED.
17. WHERE CONFLICTS ARE FOUND BETWEEN DRAWINGS, SPECIFICATIONS, LAWS & ORDINANCES, THE MOST STRINGENT SHALL APPLY.
18. SUBMIT FOR APPROVAL, COMPLETE SHOP DRAWINGS, LIST OF MATERIALS AND DETAILED DATA OF EQUIPMENT GIVING THE MANUFACTURERS NAME, CATALOG NUMBER, SIZE, CAPACITY AND DIMENSIONS. SUBMIT SHOP DRAWINGS FOR APPROVAL ONLY AFTER VERIFYING ALL DIMENSIONS, CONFIRM THAT THE EQUIPMENT, DEVICES, FIXTURES, ETC. CAN BE INSTALLED WITHOUT MODIFICATIONS. NO EQUIPMENT SHALL BE INSTALLED OR FABRICATED WITHOUT OBTAINING APPROVAL. ANY MODIFICATIONS REQUIRED, SHALL BE PROVIDED AT NO ADDITIONAL COST TO THE OWNER.
19. SUBMIT FOR APPROVAL PRODUCTS THAT ARE APPROVED EQUAL ONLY. IT SHALL BE THE RESPONSIBILITY OF THE ELECTRICAL CONTRACTOR TO VERIFY THAT THE SUBSTITUTED SYSTEMS ARE APPROVED EQUAL. IN THE EVENT THAT UNAPPROVED SYSTEMS ARE SUBMITTED FOR APPROVAL, THE ELECTRICAL CONTRACTOR SHALL RETURN THESE SYSTEMS TO THE VENDOR AND FURNISH AND INSTALL APPROVED SYSTEMS AT NO ADDITIONAL COST TO THE OWNER.
20. ELECTRICAL CONTRACTOR SHALL FURNISH AND INSTALL MOTOR STARTERS FOR ALL MOTORS, UNLESS CLEARLY INDICATED OTHERWISE ON THE CONTRACT DOCUMENTS. THREE PHASE MOTORS SHALL BE PROVIDED WITH A COMBINATION MAGNETIC MOTOR STARTER WITH AMBIENT COMPENSATED OVERLOAD HEATERS IN EACH UNGROUNDED LEG. SHORT CIRCUIT AND GROUND FAULT PROTECTION SHALL BE BY FUSED DISCONNECT SWITCH AS SHOWN OR SPECIFIED.
21. MANUALLY CONTROLLED SINGLE PHASE MOTORS SHALL HAVE FULLY RATED MANUAL MOTOR STARTER SWITCHES WITH O.L. HEATERS IN EACH UNGROUNDED LEG.
22. THE WIRING DIAGRAMS, QUANTITY AND SIZE OF WIRES AND CONDUIT REPRESENT A SUGGESTED ARRANGEMENT BASED UPON SELECTED STANDARD COMPONENTS OF ELECTRICAL EQUIPMENT, MODIFICATIONS ACCEPTABLE TO THE ENGINEER MAY BE MADE BY THE CONTRACTOR TO ACCOMMODATE EQUIPMENT ACTUALLY PURCHASED.
23. SWITCHES SHALL BE MOUNTED 4'-0" MAX ABOVE FINISHED FLOOR UNLESS OTHERWISE NOTED. RECEPTACLES SHALL BE MOUNTED 1'-6" ABOVE FINISHED FLOOR UNLESS OTHERWISE NOTED.
24. ALL PANELBOARDS SHALL BE MOUNTED SO THAT THE DISTANCE FROM THE TOP CIRCUIT BREAKER OPERATING HANDLE TO THE FLOOR SHALL NOT EXCEED 6'-6". PROVIDE A MINIMUM OF 3'-0". CLEARANCE FOR ALL 208V ELECTRICAL PANELS AND 3'-6" CLEARANCE FOR ALL 480V ELECTRICAL PANELS.
25. ALL 15A AND 20A, 125V AND 250V NON-LOCKING RECEPTACLES IN DAMP AND WET LOCATIONS SHALL BE LISTED AS WEATHER RESISTANT TYPE PER NEC.
26. REFER TO ARCHITECTS INTERIOR ROOM ELEVATIONS FOR EXACT LOCATIONS OF CLOCK OUTLETS, SPEAKER UNITS, INTERCOM HANDSETS, LIGHT FIXTURES, RECEPTACLES AND LIGHT SWITCHES AND OTHER WALL MOUNTED ELECTRICAL EQUIPMENT PRIOR TO ROUGH-IN. CONSULT ARCHITECT PRIOR TO ROUGH-IN SHOULD THE ELECTRICAL DRAWINGS DIFFER WITH THE ARCHITECT'S INTERIOR ELEVATIONS.
27. VERIFY EXACT LOCATION OF CASEWORK AND FURNITURE WITH ARCHITECT AND GENERAL CONTRACTOR PRIOR TO ROUGH-IN.
28. COORDINATE EXACT LOCATION AND MOUNTING HEIGHTS OF DEVICES IN AREA'S BEING PROVIDED WITH FIN TUBE RADIATION WITH ARCHITECT PRIOR TO ROUGH-IN.
29. REFER TO HVAC, FIRE PROTECTION, KITCHEN CONSULTANT AND PLUMBING CONSULTANTS DRAWINGS AND ASSOCIATED PROJECT SPECIFICATIONS FOR ADDITIONAL SCOPE OF RELATED ELECTRICAL WORK.
30. FOR EXACT LOCATION OF HVAC, FIRE PROTECTION, KITCHEN AND PLUMBING EQUIPMENT REQUIRING ELECTRICAL CONNECTION, REFER TO HVAC, FIRE PROTECTION, KITCHEN AND PLUMBING DRAWINGS.
31. CONFIRM EXACT POWER REQUIREMENTS AND CONNECTION LOCATIONS FOR ALL EQUIPMENT PRIOR TO INSTALLATION WITH HVAC, FIRE PROTECTION, PLUMBING AND GENERAL CONTRACTOR.
32. SWITCHGEAR & PANEL DESIGNATIONS ARE INTENDED TO BE INTERPRETED AS INDICATED BELOW:
    BLANK: CONTAINS NECESSARY BUS AND HARDWARE FOR FUTURE ADDITION OF BREAKERS.
    SPACE: CONTAINS NECESSARY BUS AND HARDWARE FOR FUTURE ADDITION OF BREAKERS.
    SPARE: CONTAINS A COMPLETE BREAKER OR STARTER INSTALLED, SIZE AS INDICATED AVAILABLE FOR FUTURE USE.
33. ELECTRICAL CONTRACTOR TO VERIFY ACTUAL CEILING CONSTRUCTION TYPE AND FURNISH ALL LIGHTING FIXTURES WITH THE CORRECT MOUNTING DEVICE, ALL PARTS AND ACCESSORIES WHETHER OR NOT SUCH VARIATIONS ARE INDICATED BY THE FIXTURE CATALOG NUMBER. THE CONTRACTOR SHALL VERIFY DEPTH OF ALL RECESSED LIGHTING FIXTURES PRIOR TO ORDERING FIXTURES. ANY DISCREPANCIES THAT WOULD CAUSE RECESSED FIXTURES NOT TO FIT INTO CEILING SHALL BE REPORTED TO THE ARCHITECT PRIOR TO ORDERING FIXTURES.
34. THE ELECTRICAL CONTRACTOR SHALL COORDINATE THE EXACT LOCATION OF THE POWER, TELECOMMUNICATIONS AND AV OUTLETS FOR THE INTERACTIVE WHITEBOARDS,PROJECTORS AND SCREENS WITH THE OWNER AND ARCHITECT PRIOR TO INSTALLATION.
35. ALL RACKS FOR VOICE/DATA/SERVER/PUBLIC ADDRESS/VIDEO SURVEILLANCE/VIDEO DISTRIBUTION, ETC. SHALL BE FURNISHED AND INSTALLED BY THE ELECTRICAL CONTRACTOR OR THEIR SUB-CONTRACTORS. IN TELECOMMUNICATIONS EQUIPMENT ROOM (TER) ALL RACKS SHALL BE 4-POST. IN TELECOMMUNICATION ROOMS (TR) ALL THE RACKS SHALL BE 2-POST, UNLESS NOTED OTHERWISE.
36. THE ELECTRICAL CONTRACTOR SHALL BE RESPONSIBLE FOR FIELD VERIFICATION OF EXISTING ELECTRICAL SERVICES AND CONNECTION REQUIREMENTS. THE CONTRACTOR SHALL NOTIFY THE ENGINEER IMMEDIATELY OF ANY CONFLICTS OR DISCREPANCIES FOUND PRIOR TO BID.

MEP COORDINATION

1. ALL ELECTRICALLY POWERED HVAC, FIRE PROTECTION AND PLUMBING EQUIPMENT TO BE PROVIDED WITH LOCAL DISCONNECT SWITCHES. THE SWITCHES SHALL BE PROVIDED BY THE ELECTRICAL CONTRACTOR UNLESS NOTED OTHERWISE.
2. VARIABLE FREQUENCY DRIVES (VFDs)) SHALL BE SUPPLIED BY THE MECHANICAL CONTRACTOR AND INSTALLED BY THE ELECTRICAL CONTRACTOR. COORDINATE EXACT LOCATION OF VFDs WITH MECHANICAL DRAWINGS. THE ELECTRICAL CONTRACTOR SHALL PROVIDE AUX CONTACTS / MICRO-SWITCHES IN THE DISCONNECT WIRED TO THE VFD. ALL CONTROL WIRING SHALL BE BY THE MECHANICAL CONTRACTOR.
3. LINE VOLTAGE THERMOSTATS SHALL BE SUPPLIED BY THE MECHANICAL CONTRACTOR, INSTALLED AND WIRED BY THE ELECTRICAL CONTRACTOR.
4. DUCT MOUNTED SMOKE DETECTORS ARE TO BE SUPPLIED BY THE ELECTRICAL CONTRACTOR (FIRE ALARM EQUIPMENT SUPPLIER), INSTALLED IN THE DUCTWORK BY THE HVAC CONTRACTOR. WIRED BY THE ELECTRICAL CONTRACTOR.
5. THE ELECTRICAL CONTRACTOR SHALL COORDINATE THE EXACT LOCATIONS OF THE PLUMBING, HVAC AND SPRINKLER SYSTEM DEVICES IN THE FIELD PRIOR TO ROUGH-IN.
6. ALL EXTERIOR MOUNTED DISCONNECT SWITCHES, SAFETY SNAP SWITCHES, AND ASSOCIATED DEVICES SHALL BE WEATHERPROOF AND RATED NEMA 3R.
7. PROVIDE WEATHERPROOF RECEPTACLES WITH WHILE-IN-USE COVERS FOR ALL EXTERIOR OUTLETS.
8. ALL EQUIPMENT, DEVICES AND INSTALLATION MATERIALS LOCATED IN THE SHOWER ROOM, COLD ROOM, ICE RINK, GARAGES, BUILDING EXTERIOR AND SIMILAR AREAS SHALL BE OF WEATHER PROOF TYPE.
9. FURNISH AND INSTALL FIRE RATED 3/4" PLYWOOD ON ALL THE WALLS IN THE COMMUNICATIONS ROOMS, DATA ROOMS, TELECOM ROOMS, AND SERVER ROOMS/CLOSETS AND IN ALL ROOMS AND CLOSETS WHERE COMMUNICATIONS AND SECURITY EQUIPMENT IS TO BE INSTALLED. THE PLYWOOD SHALL BE INSTALLED FROM 2'-0" AFF TO 8'-0" AFF.

BRANCH CIRCUIT WIRING

1. WIRING SHOWN ON DRAWINGS IS FOR SPECIFIC ROUTES OR SPECIAL CONDITIONS.
2. NEW WIRING AND CONDUIT SHALL BE REQUIRED BETWEEN ALL OUTLETS INDICATED WITH CIRCUIT NUMBERS AND PANEL DESIGNATIONS.
3. ALL SWITCH CONTROLS SHALL BE PROVIDED WITH NEW WIRING AND CONDUIT AS REQUIRED.
4. ALTHOUGH ALL BRANCH CIRCUIT WIRE AND CONDUIT IS NOT SHOWN, IT IS THE INTENT OF THESE DRAWINGS THAT A COMPLETE BRANCH CIRCUIT WIRING SYSTEM BE INSTALLED.
5. ALL 120V SINGLE PHASE CIRCUITS SHALL HAVE DEDICATED NEUTRALS. NO SHARED NEUTRALS WILL BE ALLOWED.

FIRE ALARM NOTES

1. ALL WORK SHALL BE INSTALLED IN FULL ACCORDANCE WITH LOCAL, STATE & FEDERAL CODES, STATE AND LOCAL AUTHORITIES IRRESPECTIVE OF THE FIRE ALARM DEVICES SHOWN ON THE DRAWINGS. FILE ALL PLANS, OBTAIN ALL PERMITS, PAY ALL FEES, SCHEDULE ALL INSPECTIONS, MAKE ALL TESTS AND OBTAIN ALL APPROVALS REQUIRED. THE FIRE ALARM WORK SHALL BE PERFORMED IN ACCORDANCE WITH THE ADOPTED EDITIONS OF NFPA-72, NATIONAL ELECTRIC CODE AND LOCAL AUTHORITIES HAVING JURISDICTION. ALL COMPONENTS SHALL BE UL LISTED.
2. THE FIRE ALARM RISER IS FOR REFERENCES ONLY. THE ELECTRICAL CONTRACTOR SHALL USE THE FIRE ALARM RISER PROVIDED BY THE MANUFACTURER.
3. THE ELECTRICAL CONTRACTOR SHALL DETERMINE DEVICE COUNTS FROM THE FIRE ALARM DRAWINGS.
4. ALL VISUAL DEVICES SHALL BE SYNCHRONIZED AS PER NFPA 72.
5. SMOKE DETECTORS SHALL NOT BE LOCATED WITHIN 3'-0" OF A SUPPLY DIFFUSER.
6. ALL EQUIPMENT AND DEVICES LOCATED IN THE SHOWER ROOM, COLD ROOM, ICE RINK, GARAGES, BUILDING EXTERIOR AND SIMILAR AREAS SHALL BE OF WEATHER PROOF TYPE.
7. CIRCUIT BREAKER FOR FIRE ALARM CONTROL UNIT SHALL HAVE RED MARKING WITH A CIRCUIT BREAKER LOCK LISTED FOR USE WITH THE CIRCUIT BREAKER.
8. THE LOCATION OF THE CIRCUIT DISCONNECTING MEANS SHALL BE PERMANENTLY IDENTIFIED AT THE FIRE ALARM CONTROL UNIT.
9. PROVIDE CONDUIT, WIRING AND FIRE ALARM SYSTEM CONNECTION TO HVAC DUCT MOUNTED SMOKE DETECTORS. DUCT SMOKE DETECTORS SHALL BE PROVIDED WITH A REMOTE TEST SWITCH IN A LOCATION ACCEPTABLE TO THE FIRE DEPARTMENT. COORDINATE EXACT LOCATION OF REMOTE TEST SWITCH WITH THE FIRE DEPARTMENT PRIOR TO INSTALLATION.
10. PROVIDE DUCT SMOKE ALARM INDICATOR IN THE CEILING OR WALL BELOW THE DETECTOR.
11. PROVIDE CONTROL AND RELAY MODULES AND INTERCONNECT ELEVATOR DAMPER WITH FIRE ALARM CONTROL PANEL. THE ELEVATOR DAMPER SHALL OPEN UPON ACTIVATION OF THE FIRE ALARM CONTROL PANEL, POWER FAILURE OR TEMPERATURE RISE IN THE SHAFT, SEE MECHANICAL PLANS.
12. THE ROOM CONTAINING THE FIRE ALARM CONTROL UNIT MUST BE PROVIDED WITH A SIGN IDENTIFYING THE FIRE PROTECTION EQUIPMENT AND EQUIPMENT LOCATION.
13. THE RED BEACON ADJACENT TO THE MAIN ENTRANCE SHALL BE PROVIDED WITH SIGNAGE TO INDICATE THE PURPOSE OF EACH VISUAL SIGNALING DEVICE IN ORDER TO REDUCE CONFUSION WITH THE FIRE ALARM AND/OR CARBON MONOXIDE SYSTEM.
14. THE ROOM CONTAINING THE BDA SHALL BE PROVIDED WITH A SIGN IDENTIFYING THE FIRE PROTECTION EQUIPMENT AND EQUIPMENT LOCATION.

Finegold Alexander Architects

PROJECT TEAM:

OWNER:
Leicester Public School

Structural Engineer
RSE Associates, Inc.
63 Pleasant St. Ste. 200
Watertown, MA 02472
T: 617.926.9300

MPFP Engineer
BLW Engineers, Inc.
311 Great Road, Post Office Box 1551
Littleton, MA 01460
T: 978.486.4301

Landscape Architect
Warner Larson Landscape Architects
130 West Broadway
Boston, MA 02127
T: 617.464.1440

Electrical Engineer
ART Engineering
38 Front St. Flr 3
Worcester, MA 01608
T: 508.797.7071

Civil Engineer
Nitsch Engineering
2 Center Plaza, Suite 430
Boston, MA 02108
T: 617.338.0063

Geotechnical Engineer
McPhail Associates, LLC
2269 Massachusetts Ave.
Cambridge, MA 02140
T: 617.868.1420

Code Consultant
Jensen Hughes
1 Lincoln St.
Boston, MA 02111
T: 508.538.9409

Kitchen Consultant
Crabtree McGrath Associates, Inc.
161 West Main Street
Georgetown, MA 01833
T: 978.352.8500

Owners Project Manager
NV5
70 Fargo Street, Suite 800
Boston, MA 02210

KEY PLAN:

NORTH

SEAL:

PRELIMINARY NOT FOR CONSTRUCTION

PROJECT INFORMATION:

Leicester School

70 WINSLOW AVE.
LEICESTER MA 01524

PROJECT #: 201601510015
PROJECT ISSUE DATE: 02/13/20
PROJECT STATUS: Schematic Design

SHEET NAME:

ELECTRICAL NOTES

DRAWING HISTORY:

NO.	DATE	DESCRIPTION

SHEET #:

E0.2

C:\Users\jbustosdeharo\Documents\Wings Scheme - K-8_(Central)_ARC19_v10_jbustosdeharoMWEJT.rvt
11/20/2019 2:25:56 PM

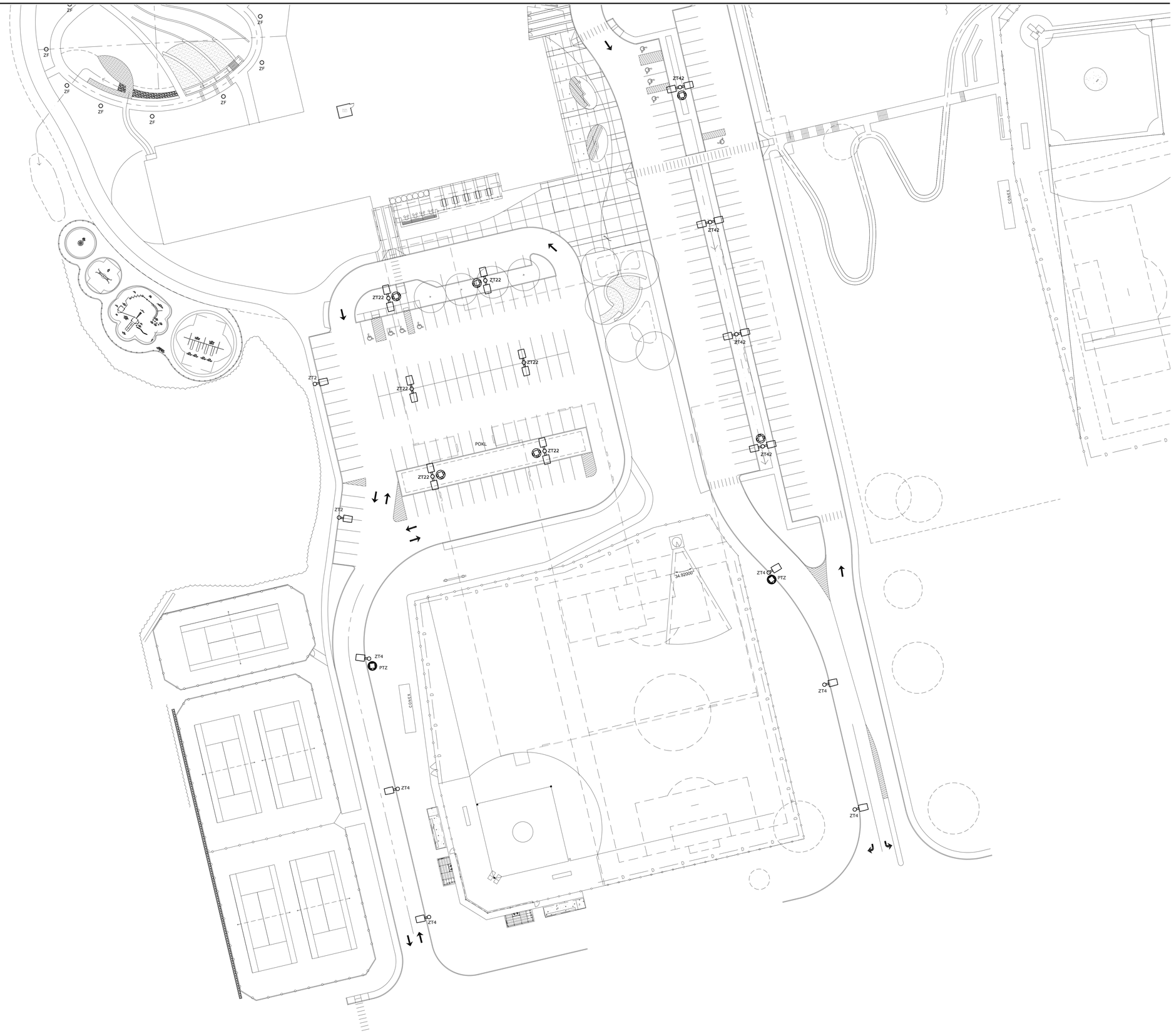

C:\Users\jbustosdeharo\Documents\Wings Scheme - K-8_(Central)_ARC19_v10_jbustosdeharoMWE.IT.rvt
11/20/2019 2:25:56 PM

Finegold Alexander Architects

PROJECT TEAM:

OWNER:
Leicester Public School

Structural Engineer
RSE Associates, Inc.
63 Pleasant St. Ste. 200
Watertown, MA 02472
T: 617.926.9300

MPFP Engineer
BLW Engineers, Inc.
311 Great Road, Post Office Box 1551
Littleton, MA 01460
T: 978.486.4301

Landscape Architect
Warner Larson Landscape Architects
130 West Broadway
Boston, MA 02127
T: 617.464.1440

Electrical Engineer
ART Engineering
38 Front St. Flr 3
Worcester, MA 01608
T: 508.797.7071

Civil Engineer
Nitsch Engineering
2 Center Plaza, Suite 430
Boston, MA 02108
T: 617.338.0063

Geotechnical Engineer
McPhail Associates, LLC
2269 Massachusetts Ave.
Cambridge, MA 02140
T: 617.868.1420

Code Consultant
Jensen Hughes
1 Lincoln St.
Boston, MA 02111
T: 508.538.9409

Kitchen Consultant
Crabtree McGrath Associates, Inc.
161 West Main Street
Georgetown, MA 01833
T: 978.352.8500

Owners Project Manager
NV5
70 Fargo Street, Suite 800
Boston, MA 02210

KEY PLAN:

NORTH

SEAL:

PRELIMINARY
NOT FOR
CONSTRUCTION

PROJECT INFORMATION:

Leicester School

70 WINSLOW AVE.
LEICESTER MA 01524

PROJECT #: 201601510015
PROJECT ISSUE DATE: 02/13/20
PROJECT STATUS: Schematic Design

SHEET NAME:

SITE LIGHTING PLAN

DRAWING HISTORY:

NO.	DATE	DESCRIPTION

SHEET #:

E0.3A

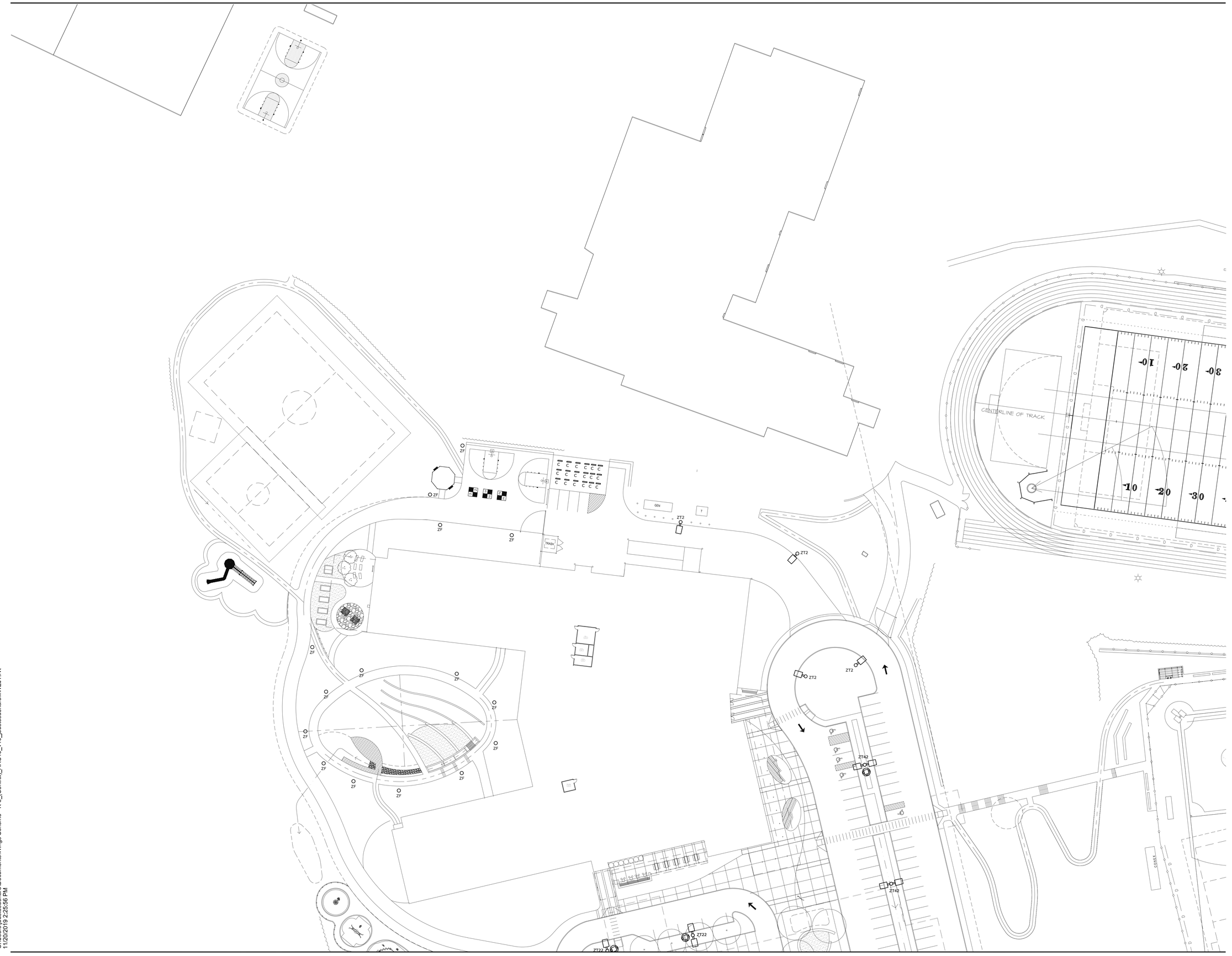

Finegold Alexander Architects

PROJECT TEAM:

OWNER:
Leicester Public School

Structural Engineer
RSE Associates, Inc.
63 Pleasant St. Ste. 200
Watertown, MA 02472
T: 617.926.9300

MPFP Engineer
BLW Engineers, Inc.
311 Great Road, Post Office Box 1551
Littleton, MA 01460
T: 978.486.4301

Landscape Architect
Warner Larson Landscape Architects
130 West Broadway
Boston, MA 02127
T: 617.464.1440

Electrical Engineer
ART Engineering
38 Front St. Flr 3
Worcester, MA 01608
T: 508.797.7071

Civil Engineer
Nitsch Engineering
2 Center Plaza, Suite 430
Boston, MA 02108
T: 617.338.0063

Geotechnical Engineer
McPhail Associates, LLC
2269 Massachusetts Ave.
Cambridge, MA 02140
T: 617.868.1420

Code Consultant
Jensen Hughes
1 Lincoln St.
Boston, MA 02111
T: 508.538.9409

Kitchen Consultant
Crabtree McGrath Associates, Inc.
161 West Main Street
Georgetown, MA 01833
T: 978.352.8500

Owners Project Manager
NV5
70 Fargo Street, Suite 800
Boston, MA 02210

KEY PLAN:

NORTH

SEAL:

PRELIMINARY
NOT FOR
CONSTRUCTION

PROJECT INFORMATION:

Leicester School

70 WINSLOW AVE.
LEICESTER MA 01524

PROJECT #: 201601510015
PROJECT ISSUE DATE: 02/13/20
PROJECT STATUS: Schematic Design

SHEET NAME:

SITE LIGHTING PLAN

DRAWING HISTORY:

NO.	DATE	DESCRIPTION

SHEET #:

E0.3B

C:\Users\jbustosdeharo\Documents\Wings Scheme - K-8_(Central)_ARC19_v10_jbustosdeharoMWEJT.rvt
11/20/2019 2:25:56 PM

KEYED NOTES FOR E0.4

1. SELCO ABOVE GROUND PRIMARY ELECTRIC PULL BOX. FURNISH AND INSTALL PRECAST PAD FOR THE PRIMARY PULL BOX.
2. SELCO COMMUNICATIONS PEDESTAL. FURNISH AND INSTALL PRECAST PAD FOR THE PEDESTAL.
3. HANDHOLE FOR POWER. REFER TO THE "BUILDING POWER / COMMUNICATIONS HANDHOLE DETAIL" ON THE ELECTRICAL SITE DETAILS SHEET. FIELD COORDINATE LOCATION OF HAND HOLE. SIZE PER NEC.

LEGEND

- EP — ELECTRIC PRIMARY DUCT BANK
- ES — ELECTRIC SECONDARY DUCT BANK
- LS/GE/GP/GA — ELECTRIC GENERATOR DUCT BANK
- T — TELECOMMUNICATIONS DUCT BANK
- ELECTRIC UNDERGROUND BRANCH CIRCUIT

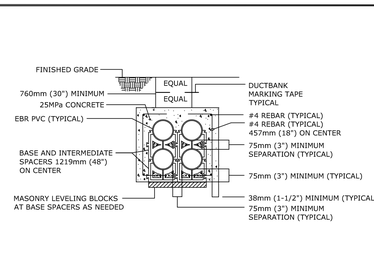

SCALE: N.T.S.

DUCT BANK REINFORCEMENT

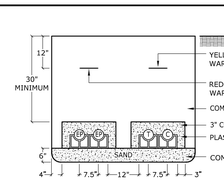

LEGEND:
EP - 4" PRIMARY ELECTRICAL
T - 4" TELECOMMUNICATIONS
C - 4" CATV

SCALE: N.T.S.

TRENCH DETAIL A-A

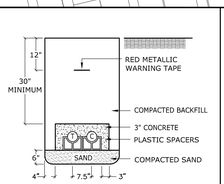

LEGEND:
T - 4" TELECOMMUNICATIONS
C - 4" CATV

SCALE: N.T.S.

TRENCH DETAIL B-B

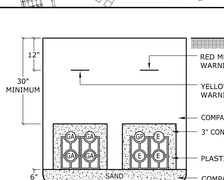

LEGEND:
GA - 1-1/4" GENERATOR COMMUNICATIONS
E - 4" EMERGENCY POWER
GP - 2" GENERATOR PANEL

SCALE: N.T.S.

TRENCH DETAIL C-C

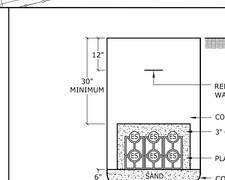

LEGEND:
ES - 4" SECONDARY ELECTRICAL

SCALE: N.T.S.

TRENCH DETAIL D-D

NOTES:

1. THE ELECTRICAL SUBCONTRACTOR SHALL VERIFY THE CONDUIT LAYOUT WITH THE UTILITY COMPANIES PRIOR TO INSTALLATION.
2. THE ELECTRICAL PRIMARY AND SECONDARY CONDUITS SHALL BE ENCASED IN MIN. 3" OF 3000 PSI CONCRETE, COMPLY WITH UTILITY COMPANY REQUIREMENTS FOR REBAR AND STIRRUP REQUIREMENTS.
3. ALL OTHER CONDUITS SHALL BE ENCASED IN 3" OF 3000 PSI CONCRETE WHEN CROSSING ROADWAYS, DRIVEWAYS AND OTHER VEHICULAR TRAFFIC AREAS.
4. EXCAVATION, CONCRETE AND BACKFILLING SHALL BE BY THE GENERAL CONTRACTOR.
5. HAND HOLES SHALL BE AHSTO 20 RATED WITH BOLTED HEAVY DUTY COVERS. COVERS SHALL READ "ELECTRIC", "TELEPHONE" OR "CATV" DEPENDING ON THE APPLICATION.
6. CONDUITS SHALL BE SCHEDULE 40 PVC, UNLESS NOTED OTHERWISE.
7. ALL SWEEPS AT FOUNDATIONS AND RISERS SHALL HAVE A MINIMUM RADIUS OF 36". THE RISER SWEEP SHALL BE GALVANIZED STEEL.

Finegold Alexander Architects

PROJECT TEAM:

OWNER:
Leicester Public School

Structural Engineer
RSE Associates, Inc.
63 Pleasant St. Ste. 200
Watertown, MA 02472
T: 617.926.9300

MPFP Engineer
BLW Engineers, Inc.
311 Great Road, Post Office Box 1551
Littleton, MA 01460
T: 978.486.4301

Landscape Architect
Warner Larson Landscape Architects
130 West Broadway
Boston, MA 02127
T: 617.464.1440

Electrical Engineer
ART Engineering
38 Front St. Flr 3
Worcester, MA 01608
T: 508.797.7071

Civil Engineer
Nitsch Engineering
2 Center Plaza, Suite 430
Boston, MA 02108
T: 617.338.0063

Geotechnical Engineer
McPhail Associates, LLC
2269 Massachusetts Ave.
Cambridge, MA 02140
T: 617.868.1420

Code Consultant
Jensen Hughes
1 Lincoln St.
Boston, MA 02111
T: 508.538.9409

Kitchen Consultant
Crabtree McGrath Associates, Inc.
161 West Main Street
Georgetown, MA 01833
T: 978.352.8500

Owners Project Manager
NV5
70 Fargo Street, Suite 800
Boston, MA 02210

KEY PLAN:

NORTH

SEAL:

PRELIMINARY NOT FOR CONSTRUCTION

PROJECT INFORMATION:

Leicester School

70 WINSLOW AVE.
LEICESTER MA 01524

PROJECT #: 201601510015
PROJECT ISSUE DATE: 02/13/20
PROJECT STATUS: Schematic Design

SHEET NAME:

Site Power Plan

DRAWING HISTORY:

NO.	DATE	DESCRIPTION

SHEET #:

E0.4A

C:\Users\jbustos\deharo\Documents\Wings Scheme - K-8_(Central)_ARC19_v10_jbustos\deharoMWEJT.rvt
11/20/2019 2:25:56 PM

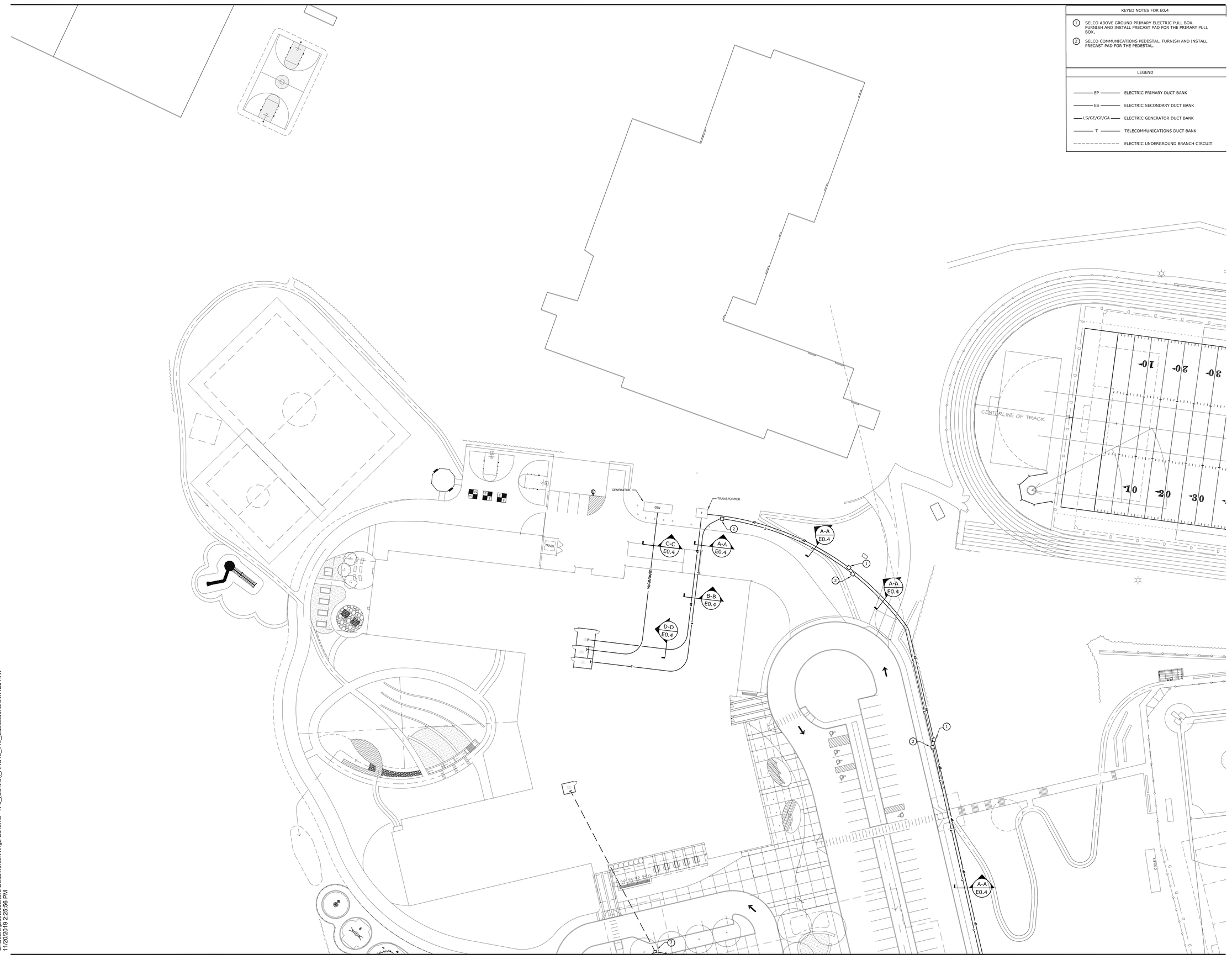

KEYED NOTES FOR E0.4

1. SELCO ABOVE GROUND PRIMARY ELECTRIC PULL BOX. FURNISH AND INSTALL PRECAST PAD FOR THE PRIMARY PULL BOX.
2. SELCO COMMUNICATIONS PEDESTAL. FURNISH AND INSTALL PRECAST PAD FOR THE PEDESTAL.

LEGEND

- EP — ELECTRIC PRIMARY DUCT BANK
- ES — ELECTRIC SECONDARY DUCT BANK
- LS/GE/GP/GA — ELECTRIC GENERATOR DUCT BANK
- T — TELECOMMUNICATIONS DUCT BANK
- ELECTRIC UNDERGROUND BRANCH CIRCUIT

Finegold Alexander Architects

PROJECT TEAM:

OWNER:
Leicester Public School

Structural Engineer
RSE Associates, Inc.
63 Pleasant St. Ste. 200
Watertown, MA 02472
T: 617.926.9300

MPFP Engineer
BLW Engineers, Inc.
311 Great Road, Post Office Box 1551
Littleton, MA 01460
T: 978.486.4301

Landscape Architect
Warner Larson Landscape Architects
130 West Broadway
Boston, MA 02127
T: 617.464.1440

Electrical Engineer
ART Engineering
38 Front St. Flr 3
Worcester, MA 01608
T: 508.797.7071

Civil Engineer
Nitsch Engineering
2 Center Plaza, Suite 430
Boston, MA 02108
T: 617.338.0063

Geotechnical Engineer
McPhail Associates, LLC
2269 Massachusetts Ave.
Cambridge, MA 02140
T: 617.868.1420

Code Consultant
Jensen Hughes
1 Lincoln St.
Boston, MA 02111
T: 508.538.9409

Kitchen Consultant
Crabtree McGrath Associates, Inc.
161 West Main Street
Georgetown, MA 01833
T: 978.352.8500

Owners Project Manager
NV5
70 Fargo Street, Suite 800
Boston, MA 02210

KEY PLAN:

NORTH

SEAL:

PRELIMINARY NOT FOR CONSTRUCTION

PROJECT INFORMATION:

Leicester School

70 WINSLOW AVE.
LEICESTER MA 01524

PROJECT #: 201601510015
PROJECT ISSUE DATE: 02/13/20
PROJECT STATUS: Schematic Design

SHEET NAME:

Site Power Plan

DRAWING HISTORY:

NO.	DATE	DESCRIPTION

SHEET #:

E0.4B

C:\Users\jbustosdeharo\Documents\Wings Scheme - K-8_(Central)_ARC19_v10_jbustosdeharoMWEJT.rvt
11/20/2019 2:25:56 PM

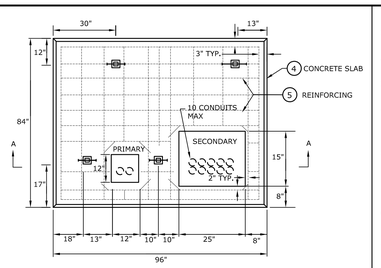

PLAN



REBAR DIAGRAM

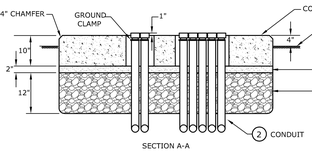

SECTION A-A

NOTES

1. THE ELECTRICAL SUBCONTRACTOR IS RESPONSIBLE FOR FURNISHING AND INSTALLING A UTILITY COMPANY APPROVED PRE-CAST TRANSFORMER PAD.
2. THE GENERAL CONTRACTOR IS RESPONSIBLE FOR EXCAVATING AND BACKFILLING FOR THE TRANSFORMER PAD.
3. THE CONSTRUCTION MANAGER IS RESPONSIBLE FOR CONCRETE, REBAR, SAND, AND GRAVEL.
4. ELECTRICAL SUBCONTRACTOR IS RESPONSIBLE FOR FURNISHING AND INSTALLING ALL REQUIRED CONDUIT, GROUNDING GRID AND RESPONSIBLE FOR COORDINATING WITH THE GENERAL CONTRACTOR ON EXACT CONDUIT STUB-UP LOCATIONS.
5. THE ELECTRICAL SUBCONTRACTOR SHALL SEAL SECONDARY CONDUITS WITH HILTI INC. CF810 EXPANDING FOAM AND SHALL ALSO GROUT PRIMARY AND SECONDARY CONDUIT OPENINGS ON PAD. UTILITY COMPANY SHALL SEAL PRIMARY CONDUITS AS DEEMED NECESSARY. BEFORE SEALING STEEL SWEEPS, THE SWEEPS MUST HAVE A BOND CLAMP ATTACHED WITH A #4 CU TAP TO CONNECT TO THE GROUND GRID.
6. PAD SIZE WILL VARY WITH KVA, REFER TO UTILITY COMPANY STANDARDS. TRANSFORMER PAD IS TO BE 12" GREATER, ON ALL FOUR SIDES, THAN THE OVERALL DIMENSIONS OF THE TRANSFORMER.
7. THE ELECTRICAL SUBCONTRACTOR SHOULD SUPPLY LUGS FOR THE SECONDARY CABLES AND AT A TRANSFORMER AND TERMINATE CABLES ON THE SECONDARY SIDE.
8. THE UTILITY COMPANY SHALL FURNISH AND INSTALL PRIMARY CABLES TO THE TRANSFORMER.

FOUNDATION - PADMOUNT TRANSFORMER

1. SCOPE
THIS STANDARD COVERS SPECIFICATIONS FOR THE CONSTRUCTION OF PADMOUNT. NOTE: GROUNDING BY ELECTRICAL SUBCONTRACTOR.
2. CONDUIT
INSTALL AS SHOWN BEFORE SLAB IS POURED. USE 36" RADIUS SWEEPS, WITH COUPLINGS, NIPPLES AND BUSHINGS AS REQUIRED. SWEEPS FOR CABLES SHALL BE GALVANIZED STEEL OR SCHEDULE 40 PVC. CONDUITS SHALL BE RAISED A MINIMUM OF 1" OVER THE CONCRETE SLAB. THE NIPPLE AND BUSHING SHOULD BE INSTALLED AFTER THE TRANSFORMER IS PLACED AND BEFORE THE CABLES ARE PULLED.
3. GRAVEL AND SAND
GRAVEL AND SAND SHALL BE PLACED AS SHOWN. THE GRAVEL SHALL BE COMPACTED AND THE SAND THOROUGHLY WETTED JUST BEFORE PLACING THE CONCRETE.
4. CONCRETE SLAB
CONCRETE TO HAVE A MINIMUM STRENGTH OF 5000 P.S.I. AFTER 28 DAYS. AIR ENTRAINMENT TO BE 6% ± 1%. ALL EXPOSED EDGES TO HAVE A 3/4" CHAMFER .
5. REINFORCING
REINFORCING TO BE #4 - GRADE 60 BARS AND SHALL CONFORM TO ASTM STD. A-615 OF LATEST DATE. REINFORCING RODS TO BE LOCATED IN CENTER OF THE SLAB, WITH MINIMUM OF 2" CLEARANCE FROM FACE OF CONCRETE.

1 TRANSFORMER PAD DETAIL — NTS

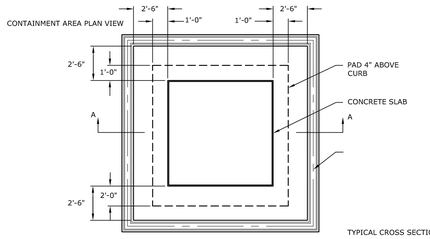

TYPICAL CROSS SECTION OF CONTAINMENT PAD A-A

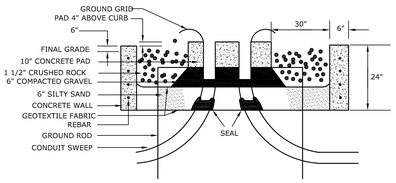

OIL CONTAINMENT NOTES

1. THE CONSTRUCTION MANAGER IS RESPONSIBLE FOR EXCAVATING AND BACKFILLING FOR THE OIL CONTAINMENT. THE GENERAL CONTRACTOR SHALL FURNISH AND INSTALL 3000 PSI CONCRETE, REBAR, SAND, CRUSHED ROCK, AND GRAVEL.
2. THE ELECTRICAL SUBCONTRACTOR IS RESPONSIBLE FOR FURNISHING AND INSTALLING ALL REQUIRED CONDUIT, GROUND RODS, AND FOR COORDINATING WITH THE GENERAL CONTRACTOR ON EXACT CONDUIT STUB-UP LOCATIONS.
3. REFERENCE NATIONAL GRID ELECTRIC SERVICE BULLETIN 759B FOR UNDERGROUND COMMERCIAL DISTRIBUTION (UCD), SECTION 16 OIL CONTAINMENT.

2 PRECAST 750KVA TRANSFORMER PAD/OIL CONTAINMENT DETAIL — NTS

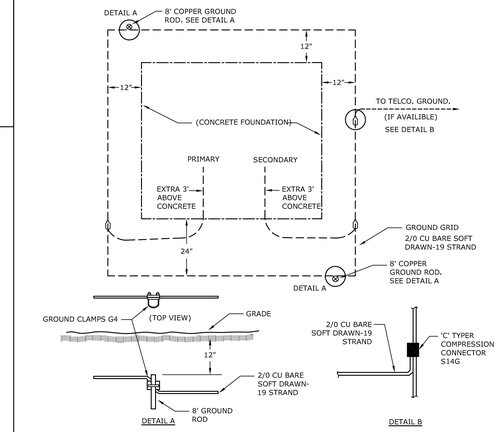

NOTES

1. GROUND GRID: THE ELECTRICAL SUBCONTRACTOR IS RESPONSIBLE FOR INSTALLING #1/0 & STRAND BARE COPPER WIRE LOOP 1'-0" BELOW GRADE. BOND TO ALL EXPOSED METALLIC CONDUIT AND LEAVE 3'-0" OF WIRE ABOVE PAD FOR GROUNDING TRANSFORMER AT TWO OPPOSITE POINTS IN THE CABLE CONDUIT OPENINGS.
2. THE ELECTRICAL SUBCONTRACTOR IS RESPONSIBLE FOR INSTALLING TWO 8' (5/8" DIAMETER) COPPER WELD GROUND RODS AND APPROVED GALVANIZED CONNECTORS TO 12" BELOW FINISHED GRADE. THE UTILITY COMPANY WILL INSTALL THE GROUND TAPS ONTO THE TRANSFORMER. LEAVE GRID EXPOSED UNTIL INSPECTED BY THE UTILITY COMPANY.

3 PRECAST COMMUNICATIONS PEDESTAL PAD DETAIL — NTS

RISER POLE NOTES:

1. THE UTILITY COMPANY SHALL DESIGNATE CONDUIT RISER LOCATION ON THE POLE. ALL PRIMARY RISERS SHALL BE GALVANIZED STEEL, THIS INCLUDES THE 90 DEGREE SWEEP. PER NEC ALL STEEL RISERS MUST BE BONDED 6" DOWN FROM TOP OF RISER AND THE BOND MUST BE AT LEAST 8' HIGH FROM FINISHED GRADE.
2. THE ELECTRICAL CONTRACTOR IS RESPONSIBLE FOR PROVIDING AND INSTALLING THE BOND CLAMPS AND THE TAP. THE UTILITY COMPANY WILL MAKE THE BOND CONNECTION FROM THAT RISER BOND TAP TO THE GROUND SYSTEM ON THE POLE. SPARE RISER SWEEP SHALL BE BONDED ALSO. RISER SWEEP IN DIRECT BURIED APPLICATIONS SHALL BE CONCRETE ENCASED.

KEYED NOTES

1. U GUARD
2. GALVANIZED STEEL CONDUIT AND BEND ARE TO BE USED, THEY SHALL BE GROUNDED BY BONDING TO AN APPROVED U-BOLT TYPE GROUND CLAMP 6"(150mm) FROM TO OF THE CONDUIT. A 24" (600mm) CONDUCTOR SHALL BE PROVIDED TO EXTEND TO THE UTILITY COMPANY'S GROUNDING CONDUCTOR. THE CONDUCTOR SHALL BE SIZED AS REQUIRED BY THE NATIONAL ELECTRICAL CODE. ARTICLE 250, BUT IN NO CASE SHALL IT BE SMALLER THAN #4 AWG COPPER. USE CORROSION RESISTANT BENDS IN LOCATIONS SUBJECT TO HIGHWAY SALTING.
3. GALVANIZED STEEL CONDUIT, GALVANIZED STEEL SWEEP, ATTACHMENT CLAMPS, GROUNDING CLAMP AND 24" GROUNDING CONDUCTOR SHALL BE FURNISHED AND INSTALLED BY THE ELECTRICAL SUBCONTRACTOR, NORMALLY, THE CONDUIT SHALL RISE ON THE SIDE OF THE POLE AWAY FROM TRAFFIC UP TO 8 FT. (2.5m) TO 11 FT. (3.4m). CONSULT UTILITY COMPANY FOR PROPER LOCATION ON POLE.
4. PIPE STRAPS, INSTALL AT NOT MORE THAN 30" (750mm) INTERVALS.
5. THE CONDUIT BURIAL DEPTH SHALL BE 30" (750mm) MINIMUM.

4 RISER POLE DETAIL — NTS

NOTES

1. THE CONSTRUCTION MANAGER IS RESPONSIBLE FOR EXCAVATING AND BACKFILLING FOR THE LIGHT POLE BASES; AND FURNISHING AND INSTALLING 6" OF CRUSHED STONE AT CONCRETE BASE.
2. THE ELECTRICAL SUBCONTRACTOR IS RESPONSIBLE FOR FURNISHING AND INSTALLING PRE-CAST LIGHT POLE BASES.
3. THE ELECTRICAL SUBCONTRACTOR IS RESPONSIBLE FOR FURNISHING THE POLE BASE BOLT TEMPLATE AND CONDUIT REQUIREMENTS.
4. POLE BASE SIZE SHALL BE MINIMUM 24" UNLESS NOTED OTHERWISE.
5. LOCATE ANCHOR BOLTS SUCH THAT THE POLE AND BOLT COVER ARE CENTERED ON THE POLE BASE.
6. THE ELECTRICAL SUBCONTRACTOR IS RESPONSIBLE FOR FURNISHING AND INSTALLING ALL THE REQUIRED CONDUIT AND WIRING TO THE LIGHT POLE BASES.
7. COORDINATE EXACT ANCHOR BOLT REQUIREMENTS WITH SITE POLE MANUFACTURER.
8. THE ANCHOR BOLTS SHALL BE CUT DOWN BEFORE THE POLE INSTALLATION TO ALLOW THE POLE TO BE CLOSER TO THE BASE. IF THE SPECIFIED POLE HAS NO SKIRT TO HIDE THE ANCHOR BOLTS THE POLE MUST SIT ON THE BASE TO LOOK FINISHED.
9. FOR CONCRETE POLE BASES FOR SPORTS FIELD LIGHTING SHOWN ON DRAWING E0.3B, PLEASE REFER TO SPECIFICATIONS.

POLE BASE TYPE A: PROVIDE FOR POLE MOUNTED LIGHT FIXTURES AS SHOWN ON DRAWING E0.3A. UNLESS NOTED OTHERWISE.

5 SITE LIGHTING POLE BASE DETAIL - TYPE A — NTS

NOTES

1. THE CONSTRUCTION MANAGER IS RESPONSIBLE FOR EXCAVATING AND BACKFILLING FOR THE LIGHT POLE BASES; AND FURNISHING AND INSTALLING 6" OF CRUSHED STONE AT CONCRETE BASE.
2. THE ELECTRICAL SUBCONTRACTOR IS RESPONSIBLE FOR FURNISHING AND INSTALLING PRE-CAST LIGHT POLE BASES.
3. THE ELECTRICAL SUBCONTRACTOR IS RESPONSIBLE FOR FURNISHING THE POLE BASE BOLT TEMPLATE AND CONDUIT REQUIREMENTS.
4. POLE BASE SIZE SHALL BE MINIMUM 24" UNLESS NOTED OTHERWISE.
5. LOCATE ANCHOR BOLTS SUCH THAT THE POLE AND BOLT COVER ARE CENTERED ON THE POLE BASE.
6. THE ELECTRICAL SUBCONTRACTOR IS RESPONSIBLE FOR FURNISHING AND INSTALLING ALL THE REQUIRED CONDUIT AND WIRING TO THE LIGHT POLE BASES.
7. COORDINATE EXACT ANCHOR BOLT REQUIREMENTS WITH SITE POLE MANUFACTURER.
8. THE ANCHOR BOLTS SHALL BE CUT DOWN BEFORE THE POLE INSTALLATION TO ALLOW THE POLE TO BE CLOSER TO THE BASE. IF THE SPECIFIED POLE HAS NO SKIRT TO HIDE THE ANCHOR BOLTS THE POLE MUST SIT ON THE BASE TO LOOK FINISHED.
9. FOR CONCRETE POLE BASES FOR SPORTS FIELD LIGHTING SHOWN ON DRAWING E0.3B, PLEASE REFER TO SPECIFICATIONS.

POLE BASE TYPE B: PROVIDE FOR POLE MOUNTED LIGHT FIXTURES AS SHOWN ON DRAWING E0.3A. SEE KEYED NOTE #1.

6 SITE LIGHTING POLE BASE DETAIL - TYPE B — NTS

NOTE:

1. PENETRATIONS THROUGH SLAB FOR FEEDER AND BRANCH CIRCUITS SHALL REQUIRE SEALING BY THE ELECTRICAL SUBCONTRACTOR. SEE SPECIFICATIONS SECTION 070001 WATER PROOFING, DAMP PROOFING AND CAULKING.

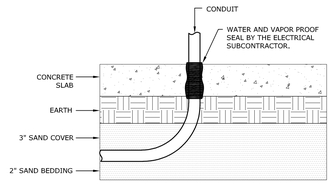

7 CONDUIT THRU SLAB DETAIL — NTS

NOTES

1. ALL SITE LIGHTING CONDUITS SHALL BE INSTALLED MINIMUM 36" BELOW FINISHED GRADE. CONDUITS IN NON PAVED AREAS SHALL BE SCHEDULE 80 PVC WITH 6" COMPACT SAND ALL SIDES. CONDUITS UNDER PAVED SURFACES, SIDEWALKS, DRIVEWAYS, AND ROADS SHALL BE EITHER GALVANIZED RIGID STEEL OR SCHEDULE 40 PVC WITH 3" CONCRETE ALL SIDES.

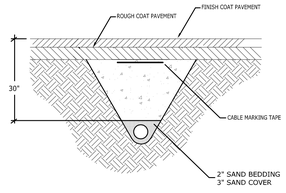

8 SITE LIGHTING CONDUIT DETAIL — NTS

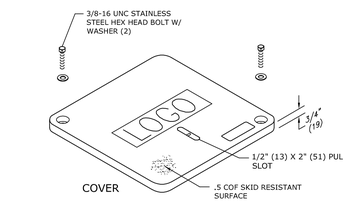

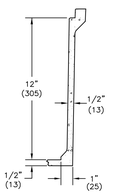

NOTES:

1. COVERS SHALL BE LABELED "ELECTRICAL", COMMUNICATION", "CATV" OR "TELECOM" AS REQUIRED.
2. REFER TO THE ELECTRICAL SITE DRAWINGS FOR DIMENSIONS.
3. THE ELECTRICAL SUBCONTRACTOR IS RESPONSIBLE FOR FURNISHING AND INSTALLING ALL THE REQUIRED CONDUIT AND WIRING TO THE HANDHOLES.
4. THE ELECTRICAL SUBCONTRACTOR IS RESPONSIBLE FOR FURNISHING AND INSTALLING PRE-CAST HANDHOLES.
5. DIMENSIONS AS NOTED ON DRAWINGS.

9 BUILDING SERVICE HANDHOLE DETAIL — NTS

Finegold Alexander Architects

PROJECT TEAM:

OWNER:
Leicester Public School

Structural Engineer
RSE Associates, Inc.
63 Pleasant St. Ste. 200
Watertown, MA 02472
T: 617.926.9300

MPFP Engineer
BLW Engineers, Inc.
311 Great Road, Post Office Box 1551
Littleton, MA 01460
T: 978.486.4301

Landscape Architect
Warner Larson Landscape Architects
130 West Broadway
Boston, MA 02127
T: 617.464.1440

Electrical Engineer
ART Engineering
38 Front St. Fir 3
Worcester, MA 01608
T: 508.797.7071

Civil Engineer
Nitsch Engineering
2 Center Plaza, Suite 430
Boston, MA 02108
T: 617.338.0063

Geotechnical Engineer
McPhail Associates, LLC
2269 Massachusetts Ave.
Cambridge, MA 02140
T: 617.868.1420

Code Consultant
Jensen Hughes
1 Lincoln St.
Boston, MA 02111
T: 508.538.9409

Kitchen Consultant
Crabtree McGrath Associates, Inc.
161 West Main Street
Georgetown, MA 01833
T: 978.352.8500

Owners Project Manager
NV5
70 Fargo Street, Suite 800
Boston, MA 02210

KEY PLAN:

NORTH

SEAL:

PRELIMINARY NOT FOR CONSTRUCTION

PROJECT INFORMATION:

Leicester School

70 WINSLOW AVE.
LEICESTER MA 01524

PROJECT #: 201601510015
PROJECT ISSUE DATE: 02/13/20
PROJECT STATUS: Schematic Design

SHEET NAME:
Electrical Site Details

DRAWING HISTORY:

NO.	DATE	DESCRIPTION

SHEET #:
E0.5

C:\Users\jbustosdeharo\Documents\Wings Scheme - K-8_(Central)_ARC19_v10_jbustosdeharoMWEJT.rvt
11/20/2019 2:25:56 PM

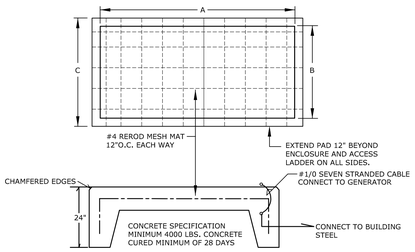

NOTES

1. THE CONSTRUCTION MANAGER IS RESPONSIBLE FOR EXCAVATING AND BACKFILLING FOR THE GENERATOR PAD. THE GENERAL CONTRACTOR IS RESPONSIBLE FOR POURING THE PAD, 4000 PSI CONCRETE, REBAR, AND CRUSHED STONE. GENERAL CONTRACTOR IS RESPONSIBLE FOR INSTALLING ANY REQUIRED ANCHOR BOLTS AND THE ELECTRICAL SUBCONTRACTOR IS RESPONSIBLE FOR FURNISHING THEM.
2. 12" OF CRUSHED STONE, FURNISHED AND INSTALLED BY THE GENERAL CONTRACTOR, IS TO BE DIRECTLY BELOW THE ENTIRE CONCRETE PAD. THE EXPOSED / ABOVE GRADE DIMENSION OF CONCRETE IS TO NOT BE GREATER THAN 6" AT ANY LOCATION OF THE CONCRETE PAD.
3. THE GENERATOR PAD IS TO BE 12" GREATER, ON ALL FOUR SIDES, THAN THE OVERALL DIMENSIONS OF THE GENERATOR ENCLOSURE AND ACCESS LADDER. DIMENSIONS A & B ARE TO BE DETERMINED OFF OF THE APPROVED GENERATOR SUBMITTAL. DIMENSION C SHALL INCLUDE ACCESS LADDER DIMENSION IF APPLICABLE.
4. THE ELECTRICAL SUBCONTRACTOR IS RESPONSIBLE FOR ALL COORDINATION, DIMENSIONS, AND COMPLIANCE WITH THE MANUFACTURER'S, CODE AND UTILITY COMPANY REQUIREMENTS. ELECTRICAL SUBCONTRACTOR IS RESPONSIBLE FOR FURNISHING AND INSTALLING ALL CONDUITS AND SLEEVES, GROUNDING GRID, AND OTHER ELECTRICAL RELATED ITEMS. (THE TANK SUPPLIED WITH THE GENERATOR IS TO BE SUPPLIED WITH DOUBLE WALL CONTAINMENT)
5. COORDINATE WITH THE MANUFACTURER FOR REQUIRED CLEARANCE FROM ALL SIDES OF THE GENERATOR ENCLOSURE.
6. THE ELECTRICAL SUBCONTRACTOR IS RESPONSIBLE FOR FURNISHING AND INSTALLING THE FUEL AND OIL TO FILL THE FUEL AND OIL TANKS FOR GENERATOR TESTING, AS WELL AS FOR THE GENERATOR TURNOVER TO OWNER.

1 GENERATOR PAD DETAIL — NTS

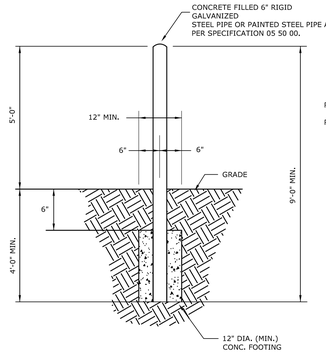

SIDE VIEW

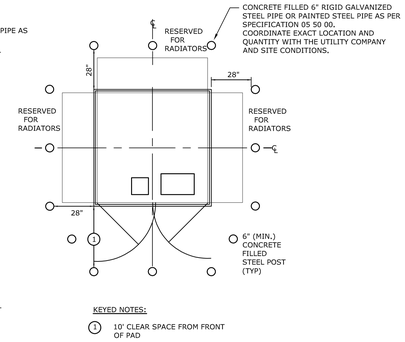

KEYED NOTES:

1 10' CLEAR SPACE FROM FRONT OF PAD

TOP VIEW
TRANSFORMER

2 TRANSFORMER BOLLARD DETAIL — NTS

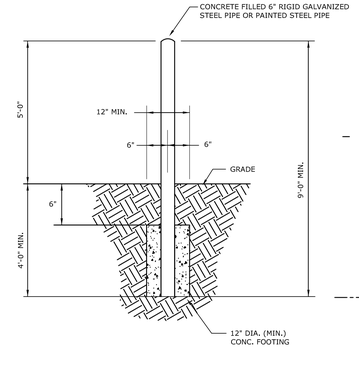

SIDE VIEW

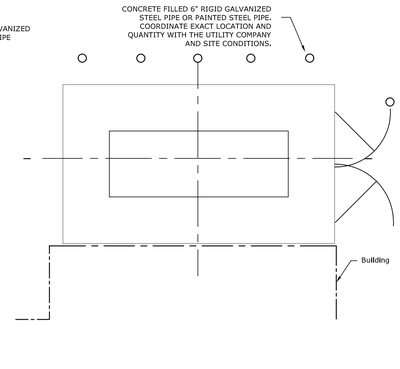

TOP VIEW
GENERATOR

3 GENERATOR BOLLARD DETAIL — NTS

4 TYPICAL WELL HEAD WIRING DETAIL — NTS

5 ELECTRIC VEHICLE CHARGING STATION DETAIL — NTS

Finegold Alexander Architects

PROJECT TEAM:

OWNER:
Leicester Public School

Structural Engineer
RSE Associates, Inc.
63 Pleasant St. Ste. 200
Watertown, MA 02472
T: 617.926.9300

MPFP Engineer
BLW Engineers, Inc.
311 Great Road, Post Office Box 1551
Littleton, MA 01460
T: 978.486.4301

Landscape Architect
Warner Larson Landscape Architects
130 West Broadway
Boston, MA 02127
T: 617.464.1440

Electrical Engineer
ART Engineering
38 Front St. Flr 3
Worcester, MA 01608
T: 508.797.7071

Civil Engineer
Nitsch Engineering
2 Center Plaza, Suite 430
Boston, MA 02108
T: 617.338.0063

Geotechnical Engineer
McPhail Associates, LLC
2269 Massachusetts Ave.
Cambridge, MA 02140
T: 617.868.1420

Code Consultant
Jensen Hughes
1 Lincoln St.
Boston, MA 02111
T: 508.538.9409

Kitchen Consultant
Crabtree McGrath Associates, Inc.
161 West Main Street
Georgetown, MA 01833
T: 978.352.8500

Owners Project Manager
NV5
70 Fargo Street, Suite 800
Boston, MA 02210

KEY PLAN:

NORTH

SEAL:

PRELIMINARY
NOT FOR
CONSTRUCTION

PROJECT INFORMATION:

Leicester School

70 WINSLOW AVE.
LEICESTER MA 01524

PROJECT #: 201601510015
PROJECT ISSUE DATE: 02/13/20
PROJECT STATUS: Schematic Design

SHEET NAME:

Electrical Site Details

DRAWING HISTORY:

NO.	DATE	DESCRIPTION

SHEET #:

E0.6

C:\Users\jbustosdeharo\Documents\Wings Scheme - K-8_(Central)_ARC19_v10_jbustosdeharoMWEJT.rvt
11/20/2019 2:25:56 PM

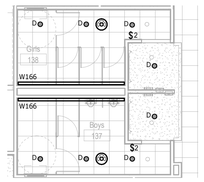

2 Lighting - Typical Bathroom Plan
1/8" = 1'-0"

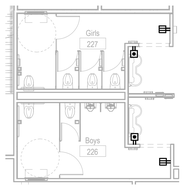

3 Power - Typical Bathroom Plan
1/8" = 1'-0"

9 Fire Alarm - Typical Bathroom Plan
1/8" = 1'-0"

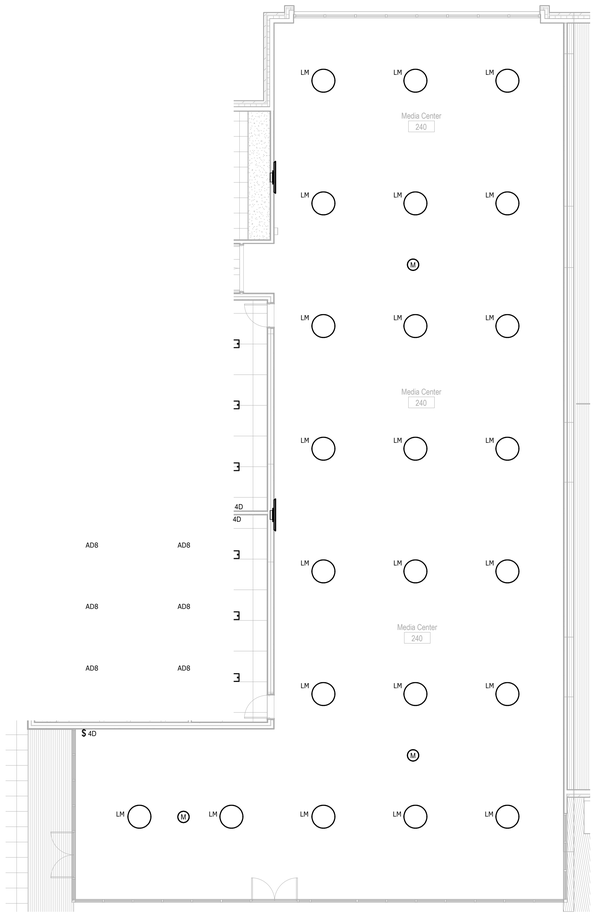

5 Lighting - Media Center
1/8" = 1'-0"

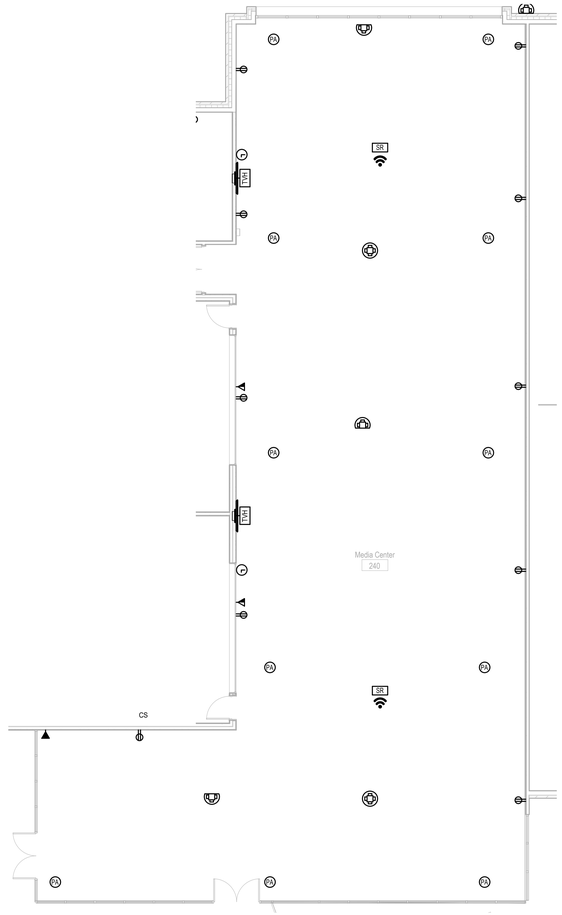

6 Power - Media Center
1/8" = 1'-0"

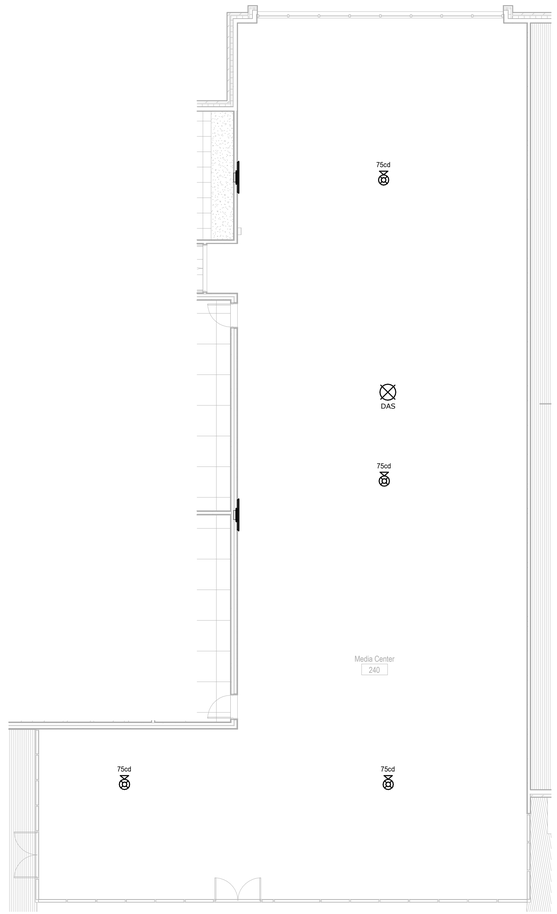

8 Fire Alarm - Media Center
1/8" = 1'-0"

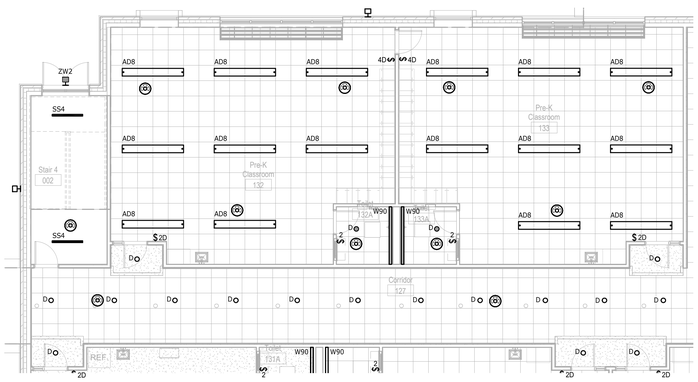

1 Lighting - Typical Classroom Plan
1/8" = 1'-0"

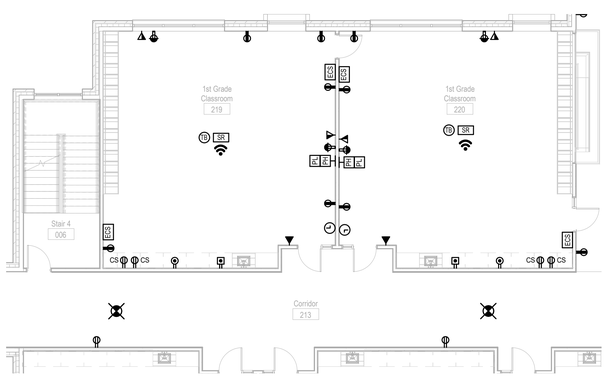

4 Power - Typical Classroom Plan
1/8" = 1'-0"

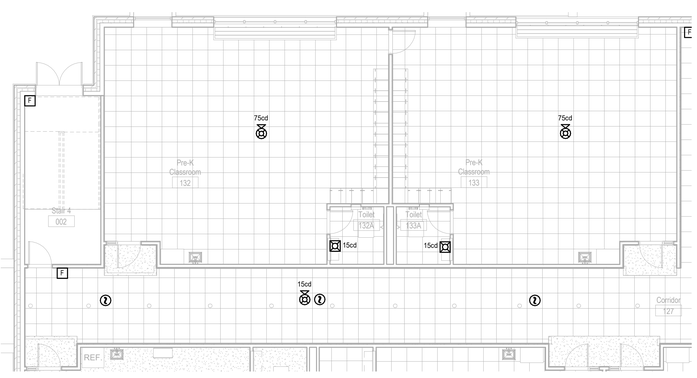

7 Fire Alarm - Typical Classroom Plan
1/8" = 1'-0"

C:\Users\PCUser\Documents\Elec_LMS_R19_art28EDFQ.rvt
1/24/2020 12:04:53 PM

Finegold Alexander Architects

PROJECT TEAM:

OWNER:
Leicester Public School
3 Washburn Sq. 3rd Floor
Leicester, MA 01524

Structural Engineer
RSE Associates, Inc.
63 Pleasant St. Ste. 200
Watertown, MA 02472
T: 617.926.9300

MPFP Engineer
BLW Engineers, Inc.
311 Great Road, Post Office Box 1551
Littleton, MA 01460
T: 978.486.4301

Landscape Architect
Warner Larson Landscape Architects
130 West Broadway
Boston, MA 02127
T: 617.464.1440

Electrical Engineer
ART Engineering
38 Front St. Flr 3
Worcester, MA 01608
T: 508.797.7071

Civil Engineer
Nitsch Engineering
2 Center Plaza, Suite 430
Boston, MA 02108
T: 617.338.0063

Geotechnical Engineer
McPhail Associates, LLC
2269 Massachusetts Ave.
Cambridge, MA 02140
T: 617.868.1420

Code Consultant
Jensen Hughes
1 Lincoln St.
Boston, MA 02111
T: 508.538.9409

Kitchen Consultant
Crabtree McGrath Associates, Inc.
161 West Main Street
Georgetown, MA 01833
T: 978.352.8500

Owners Project Manager
NV5
70 Fargo Street, Suite 800
Boston, MA 02210

KEY PLAN:

NORTH

SEAL:

PRELIMINARY NOT FOR CONSTRUCTION

PROJECT INFORMATION:
Leicester School

70 Winslow Ave.
Leicester, MA 01524

PROJECT #: 201601510015
PROJECT ISSUE DATE: 02/13/2020
PROJECT STATUS: Schematic Design

SHEET NAME:
Typical Electrical Plans

DRAWING HISTORY:

NO.	DATE	DESCRIPTION

SHEET #:
E1.00

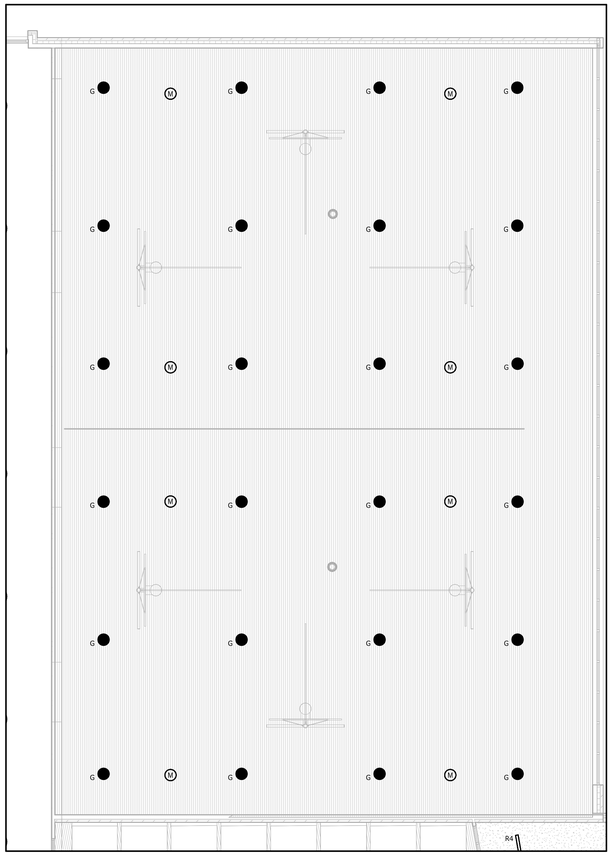

1 Lighting - Typical Gymnasium Plan
1/8" = 1'-0"

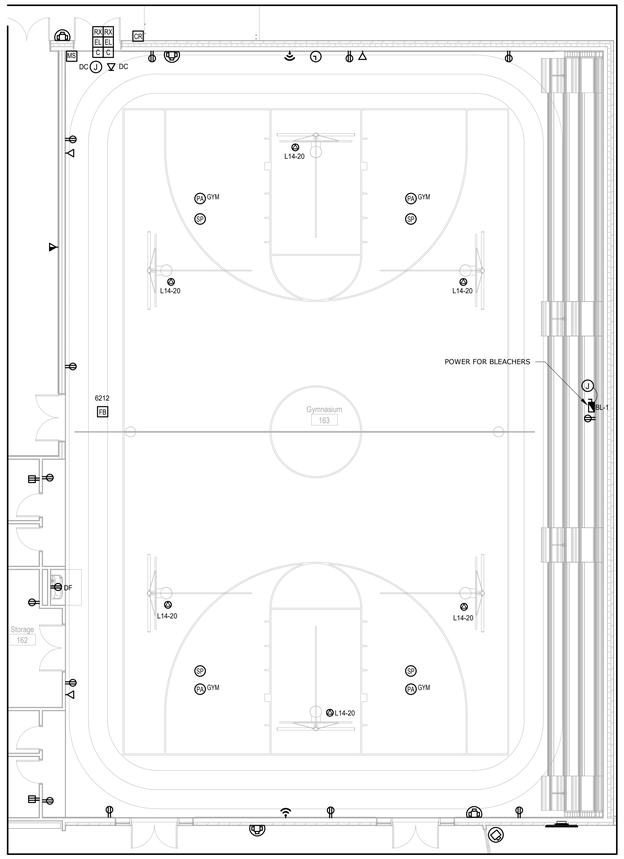

2 Power - Typical Gymnasium Plan
1/8" = 1'-0"

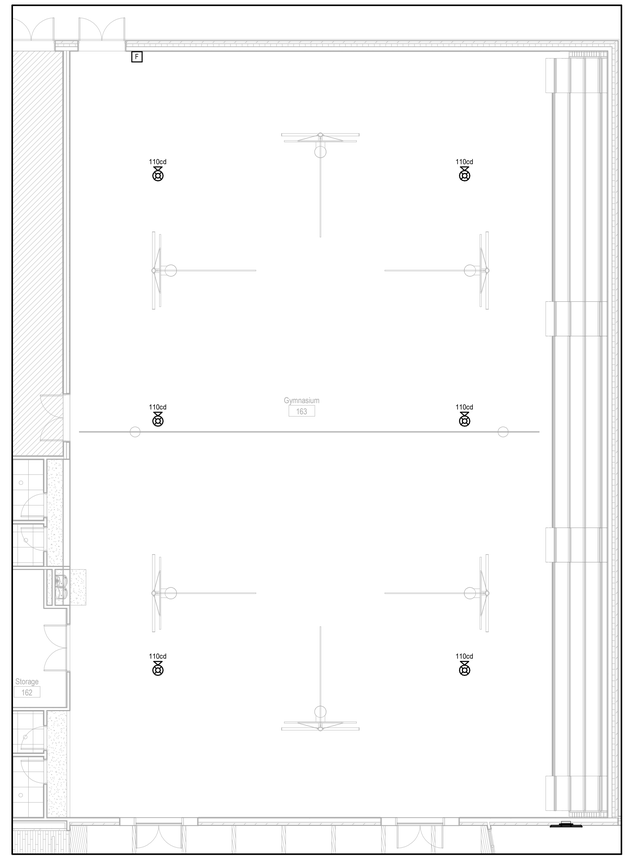

3 Fire Alarm - Typical Gymnasium Plan
1/8" = 1'-0"

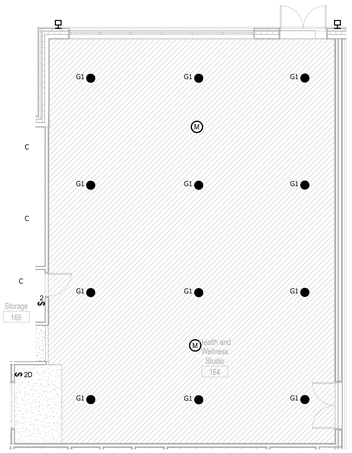

4 Lighting - Health And Wellness Studio
1/8" = 1'-0"

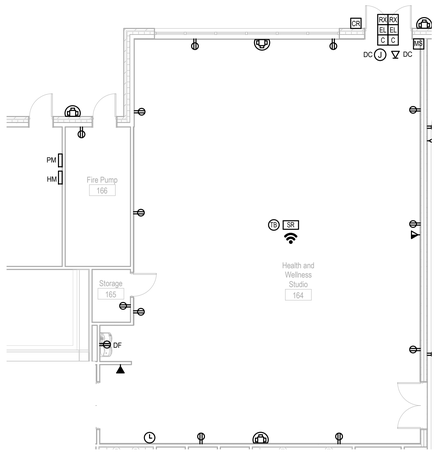

5 Power - Health And Wellness Studio
1/8" = 1'-0"

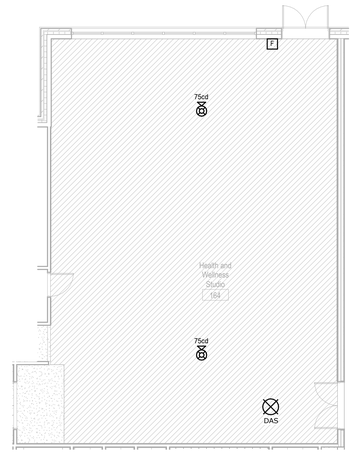

6 Fire Alarm - Health And Wellness Studio
1/8" = 1'-0"

C:\Users\PC\User\Documents\Elec_LMS_R19_ard28EDFQ.rvt
1/24/2020 12:04:59 PM

Finegold Alexander Architects

PROJECT TEAM:

OWNER:
Leicester Public School
3 Washburn Sq. 3rd Floor
Leicester, MA 01524

Structural Engineer
RSE Associates, Inc.
63 Pleasant St. Ste. 200
Watertown, MA 02472
T: 617.926.9300

MPFP Engineer
BLW Engineers, Inc.
311 Great Road, Post Office Box 1551
Littleton, MA 01460
T: 978.486.4301

Landscape Architect
Warner Larson Landscape Architects
130 West Broadway
Boston, MA 02127
T: 617.464.1440

Electrical Engineer
ART Engineering
38 Front St. Flr 3
Worcester, MA 01608
T: 508.797.7071

Civil Engineer
Nitsch Engineering
2 Center Plaza, Suite 430
Boston, MA 02108
T: 617.338.0063

Geotechnical Engineer
McPhail Associates, LLC
2269 Massachusetts Ave.
Cambridge, MA 02140
T: 617.868.1420

Code Consultant
Jensen Hughes
1 Lincoln St.
Boston, MA 02111
T: 508.538.9409

Kitchen Consultant
Crabtree McGrath Associates, Inc.
161 West Main Street
Georgetown, MA 01833
T: 978.352.8500

Owners Project Manager
NV5
70 Fargo Street, Suite 800
Boston, MA 02210

KEY PLAN:

NORTH

SEAL:

PRELIMINARY
NOT FOR
CONSTRUCTION

PROJECT INFORMATION:
Leicester School

70 Winslow Ave.
Leicester, MA 01524

PROJECT #: 201601510015
PROJECT ISSUE DATE: 02/13/2020
PROJECT STATUS: Schematic Design

SHEET NAME:
Typical Electrical Plans

DRAWING HISTORY:

NO.	DATE	DESCRIPTION

SHEET #:
E1.01

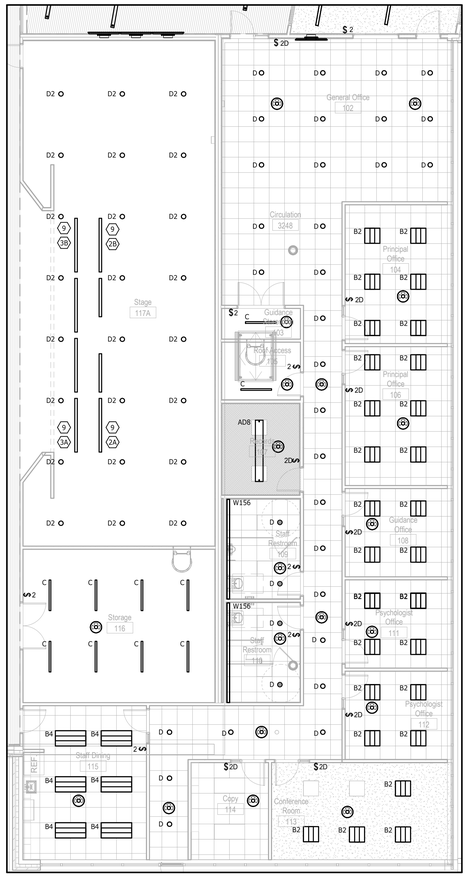

2 Lighting - Typical Admin Offices
1/8" = 1'-0"

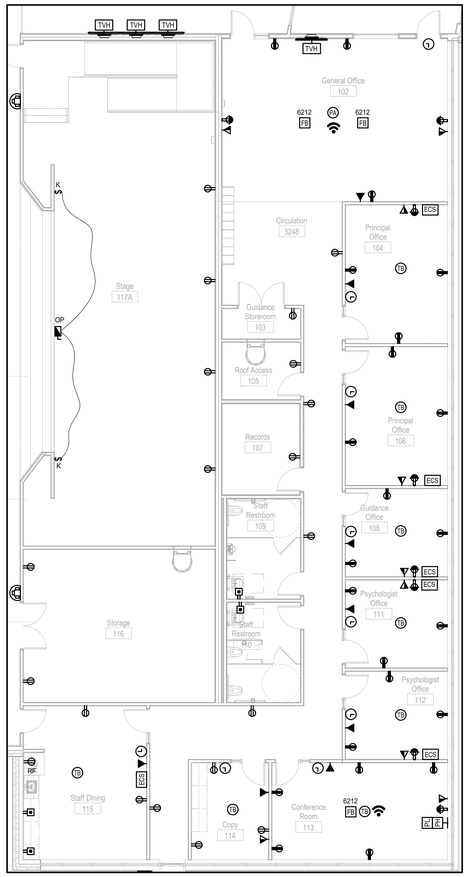

3 Power - Typical Admin Offices
1/8" = 1'-0"

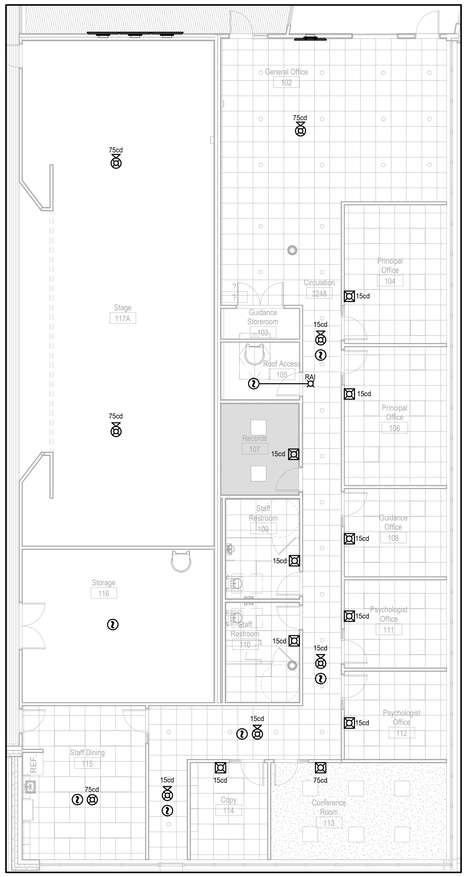

1 Fire Alarm - Typical Admin Offices
1/8" = 1'-0"

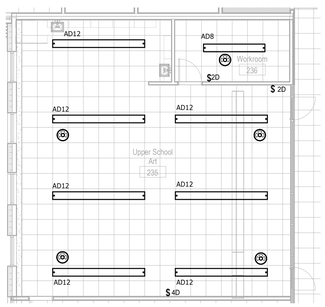

6 Lighting - Upper School Art
1/8" = 1'-0"

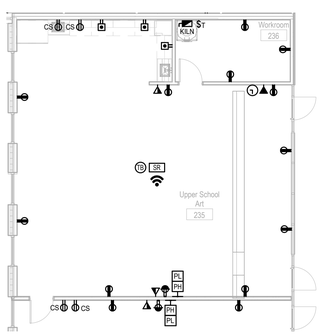

4 Power - Upper School Art
1/8" = 1'-0"

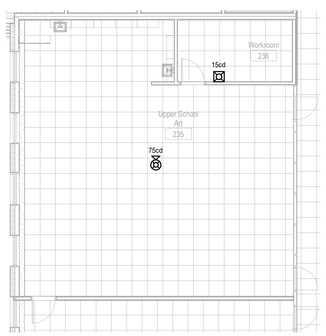

5 Fire Alarm - Upper School Art
1/8" = 1'-0"

C:\Users\PCUser\Documents\Elec_LMS_R19_art28EDFQ.rvt
1/24/2020 12:05:05 PM

Finegold Alexander Architects

PROJECT TEAM:

OWNER:
Leicester Public School
3 Washburn Sq. 3rd Floor
Leicester, MA 01524

Structural Engineer
RSE Associates, Inc.
63 Pleasant St. Ste. 200
Watertown, MA 02472
T: 617.926.9300

MPFP Engineer
BLW Engineers, Inc.
311 Great Road, Post Office Box 1551
Littleton, MA 01460
T: 978.486.4301

Landscape Architect
Warner Larson Landscape Architects
130 West Broadway
Boston, MA 02127
T: 617.464.1440

Electrical Engineer
ART Engineering
38 Front St. Flr 3
Worcester, MA 01608
T: 508.797.7071

Civil Engineer
Nitsch Engineering
2 Center Plaza, Suite 430
Boston, MA 02108
T: 617.338.0063

Geotechnical Engineer
McPhail Associates, LLC
2269 Massachusetts Ave.
Cambridge, MA 02140
T: 617.868.1420

Code Consultant
Jensen Hughes
1 Lincoln St.
Boston, MA 02111
T: 508.538.9409

Kitchen Consultant
Crabtree McGrath Associates, Inc.
161 West Main Street
Georgetown, MA 01833
T: 978.352.8500

Owners Project Manager
NV5
70 Fargo Street, Suite 800
Boston, MA 02210

KEY PLAN:

NORTH

SEAL:

PRELIMINARY
NOT FOR
CONSTRUCTION

PROJECT INFORMATION:
Leicester School

70 Winslow Ave.
Leicester, MA 01524

PROJECT #: 201601510015
PROJECT ISSUE DATE: 02/13/2020
PROJECT STATUS: Schematic Design

SHEET NAME:
Typical Electrical Plans

DRAWING HISTORY:

NO.	DATE	DESCRIPTION

SHEET #:
E1.02

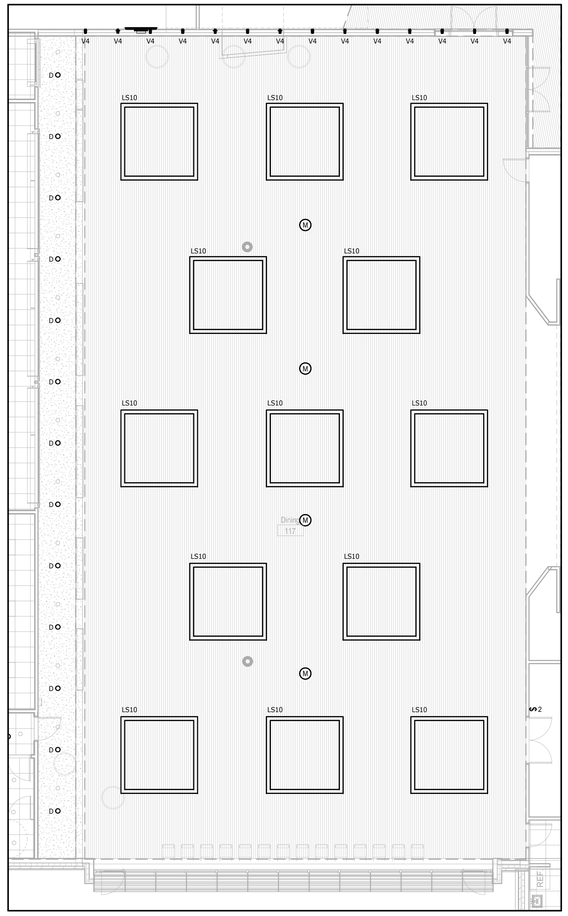

1 Lighting - Dining Room
1/8" = 1'-0"

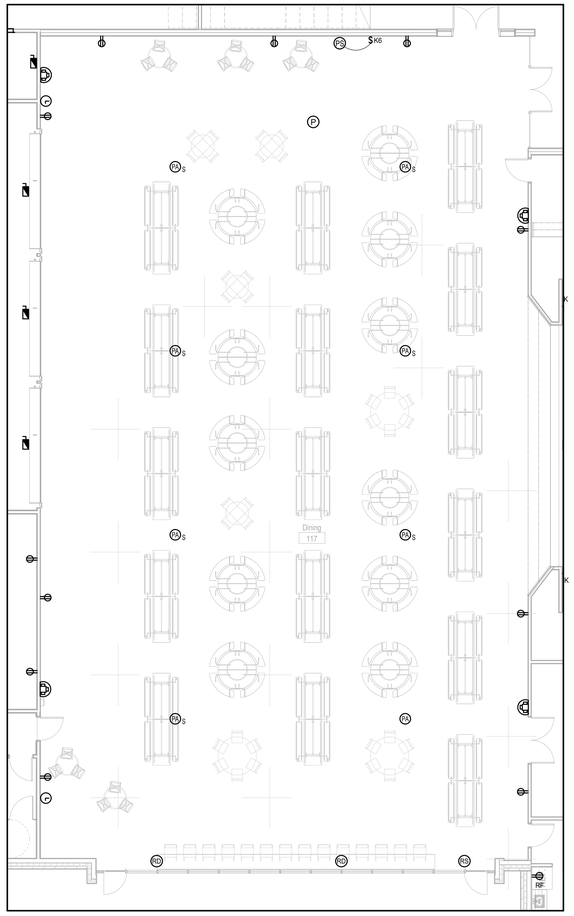

2 Power - Dining Room
1/8" = 1'-0"

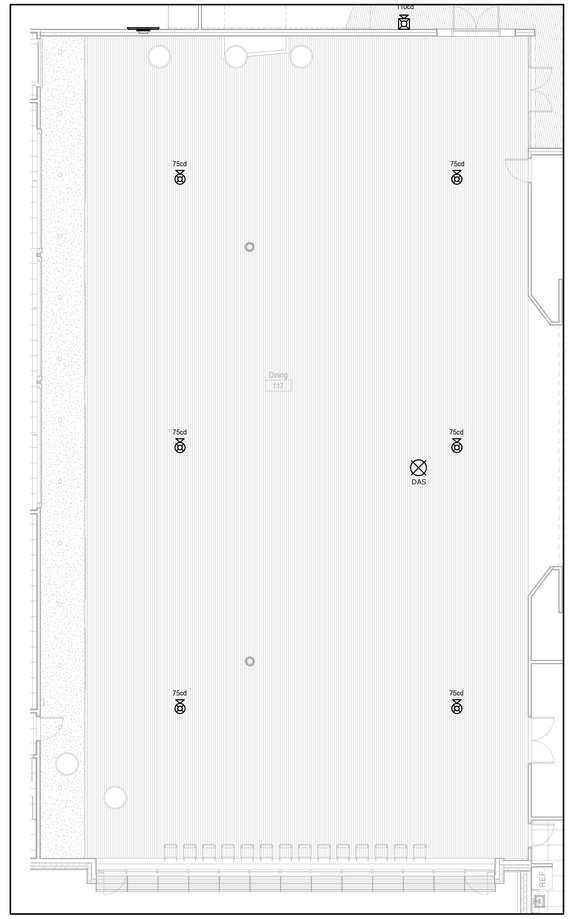

3 Fire Alarm - Dining Room
1/8" = 1'-0"

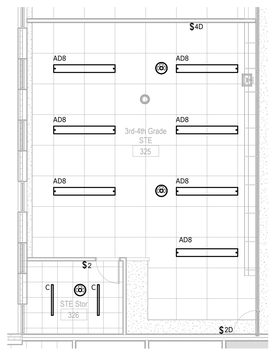

5 Lighting - Stem
1/8" = 1'-0"

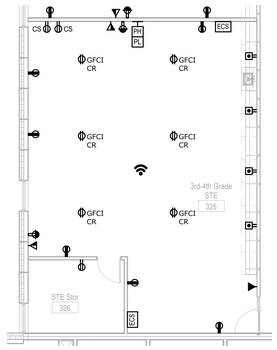

4 Power - Stem
1/8" = 1'-0"

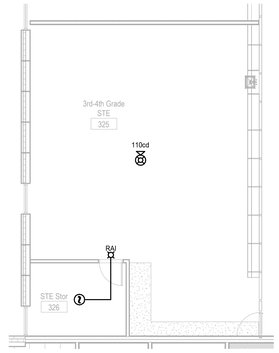

6 Fire Alarm - Stem
1/8" = 1'-0"

C:\Users\PCUser\Documents\Elec_LMS_R19_an28EDFQ.rvt
1/24/2020 12:05:11 PM

Finegold Alexander Architects

PROJECT TEAM:

OWNER:
Leicester Public School
3 Washburn Sq. 3rd Floor
Leicester, MA 01524

Structural Engineer
RSE Associates, Inc.
63 Pleasant St. Ste. 200
Watertown, MA 02472
T: 617.926.9300

MPFP Engineer
BLW Engineers, Inc.
311 Great Road, Post Office Box 1551
Littleton, MA 01460
T: 978.486.4301

Landscape Architect
Warner Larson Landscape Architects
130 West Broadway
Boston, MA 02127
T: 617.464.1440

Electrical Engineer
ART Engineering
38 Front St. Flr 3
Worcester, MA 01608
T: 508.797.7071

Civil Engineer
Nitsch Engineering
2 Center Plaza, Suite 430
Boston, MA 02108
T: 617.338.0063

Geotechnical Engineer
McPhail Associates, LLC
2269 Massachusetts Ave.
Cambridge, MA 02140
T: 617.868.1420

Code Consultant
Jensen Hughes
1 Lincoln St.
Boston, MA 02111
T: 508.538.9409

Kitchen Consultant
Crabtree McGrath Associates, Inc.
161 West Main Street
Georgetown, MA 01833
T: 978.352.8500

Owners Project Manager
NV5
70 Fargo Street, Suite 800
Boston, MA 02210

KEY PLAN:

NORTH

SEAL:

PRELIMINARY
NOT FOR
CONSTRUCTION

PROJECT INFORMATION:
Leicester School

70 Winslow Ave.
Leicester, MA 01524

PROJECT #: 201601510015
PROJECT ISSUE DATE: 02/13/2020
PROJECT STATUS: Schematic Design

SHEET NAME:
Typical Electrical Plans

DRAWING HISTORY:

NO.	DATE	DESCRIPTION

SHEET #:
E1.03

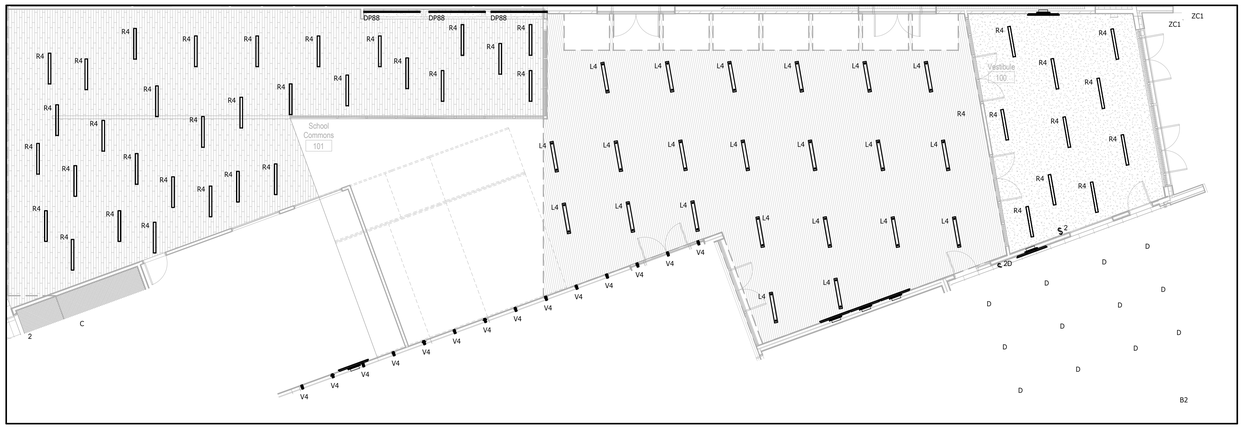

1 Lighting - School Commons
1/8" = 1'-0"

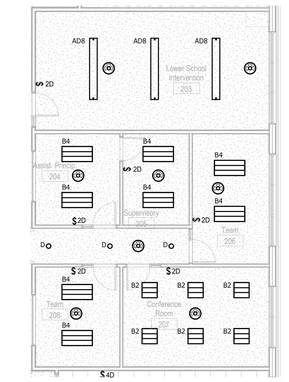

6 Lighting - Second Floor Admin Office
1/8" = 1'-0"

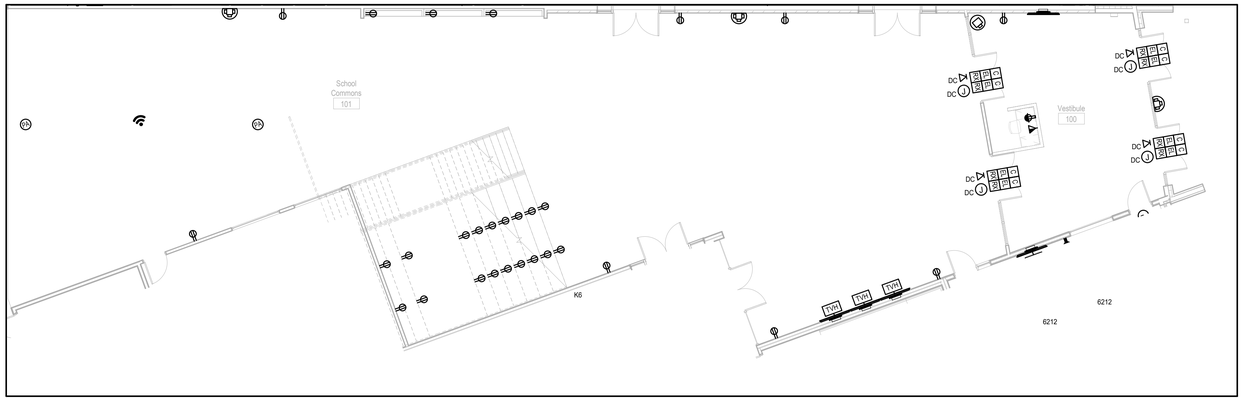

2 Power - School Commons
1/8" = 1'-0"

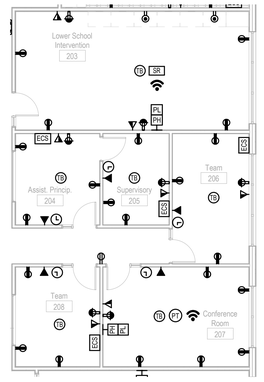

5 Power - Second Floor Admin Office
1/8" = 1'-0"

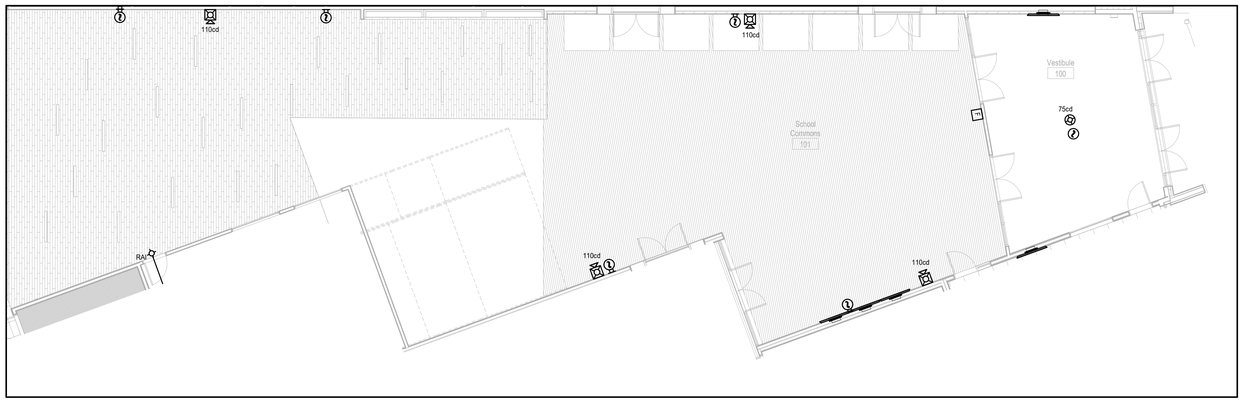

3 Fire Alarm - School Commons
1/8" = 1'-0"

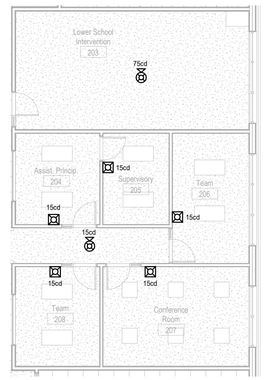

4 Fire Alarm - Second Floor Admin Office
1/8" = 1'-0"

C:\Users\PCUser\Documents\Elec_LMS_R19_art28EDFQ.rvt
1/24/2020 12:05:17 PM

Finegold Alexander Architects

PROJECT TEAM:

OWNER:
Leicester Public School
3 Washburn Sq. 3rd Floor
Leicester, MA 01524

Structural Engineer
RSE Associates, Inc.
63 Pleasant St. Ste. 200
Watertown, MA 02472
T: 617.926.9300

MPFP Engineer
BLW Engineers, Inc.
311 Great Road, Post Office Box 1551
Littleton, MA 01460
T: 978.486.4301

Landscape Architect
Warner Larson Landscape Architects
130 West Broadway
Boston, MA 02127
T: 617.464.1440

Electrical Engineer
ART Engineering
38 Front St. Flr 3
Worcester, MA 01608
T: 508.797.7071

Civil Engineer
Nitsch Engineering
2 Center Plaza, Suite 430
Boston, MA 02108
T: 617.338.0063

Geotechnical Engineer
McPhail Associates, LLC
2269 Massachusetts Ave.
Cambridge, MA 02140
T: 617.868.1420

Code Consultant
Jensen Hughes
1 Lincoln St.
Boston, MA 02111
T: 508.538.9409

Kitchen Consultant
Crabtree McGrath Associates, Inc.
161 West Main Street
Georgetown, MA 01833
T: 978.352.8500

Owners Project Manager
NV5
70 Fargo Street, Suite 800
Boston, MA 02210

KEY PLAN:

NORTH

SEAL:

PRELIMINARY NOT FOR CONSTRUCTION

PROJECT INFORMATION:
Leicester School

70 Winslow Ave.
Leicester, MA 01524

PROJECT #: 201601510015
PROJECT ISSUE DATE: 02/13/2020
PROJECT STATUS: Schematic Design

SHEET NAME:
Typical Electrical Plans

DRAWING HISTORY:

NO.	DATE	DESCRIPTION

SHEET #:
E1.04

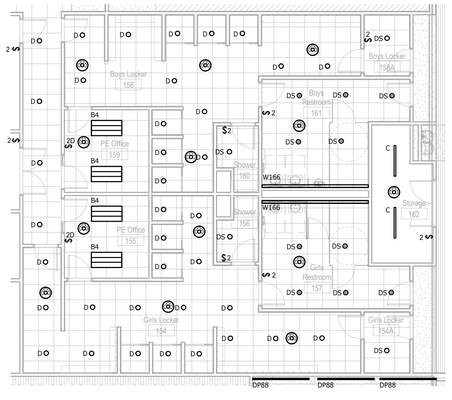

9 Lighting - Locker Room
1/8" = 1'-0"

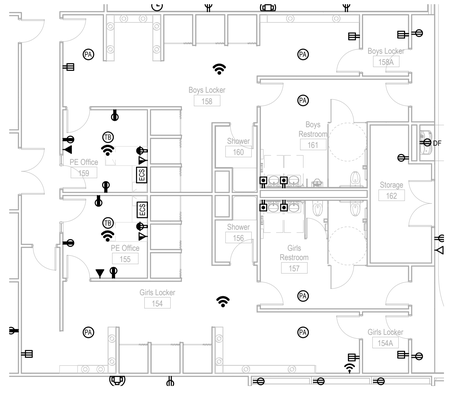

8 Power - Locker Room
1/8" = 1'-0"

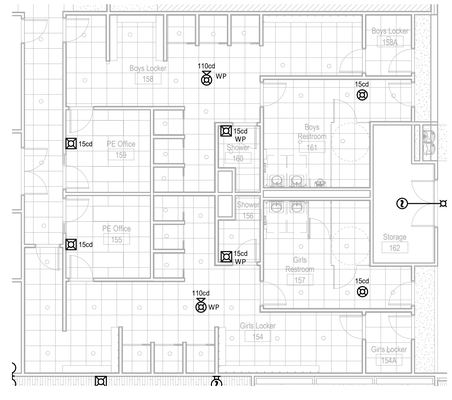

7 Fire Alarm - Locker Room
1/8" = 1'-0"

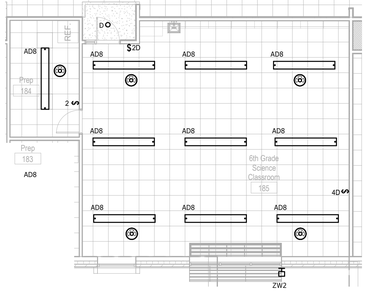

6 Lighting - Science Classroom
1/8" = 1'-0"

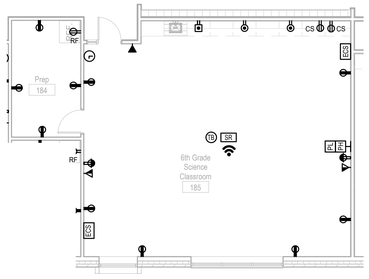

5 Power - Science Classroom
1/8" = 1'-0"

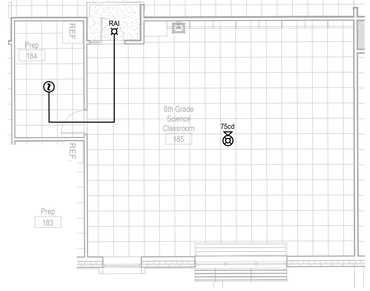

4 Fire Alarm - Science Classroom
1/8" = 1'-0"

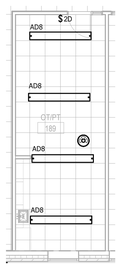

3 Lighting - OT/PT
1/8" = 1'-0"

2 Power - OT/PT
1/8" = 1'-0"



1 Fire Alarm - OT/PT
1/8" = 1'-0"

C:\Users\PCUser\Documents\Elec_LMS_R19_art28EDFQ.rvt
1/24/2020 12:05:25 PM

Finegold Alexander Architects

PROJECT TEAM:

OWNER:
Leicester Public School
3 Washburn Sq. 3rd Floor
Leicester, MA 01524

Structural Engineer
RSE Associates, Inc.
63 Pleasant St. Ste. 200
Watertown, MA 02472
T: 617.926.9300

MPFP Engineer
BLW Engineers, Inc.
311 Great Road, Post Office Box 1551
Littleton, MA 01460
T: 978.486.4301

Landscape Architect
Warner Larson Landscape Architects
130 West Broadway
Boston, MA 02127
T: 617.464.1440

Electrical Engineer
ART Engineering
38 Front St. Flr 3
Worcester, MA 01608
T: 508.797.7071

Civil Engineer
Nitsch Engineering
2 Center Plaza, Suite 430
Boston, MA 02108
T: 617.338.0063

Geotechnical Engineer
McPhail Associates, LLC
2269 Massachusetts Ave.
Cambridge, MA 02140
T: 617.868.1420

Code Consultant
Jensen Hughes
1 Lincoln St.
Boston, MA 02111
T: 508.538.9409

Kitchen Consultant
Crabtree McGrath Associates, Inc.
161 West Main Street
Georgetown, MA 01833
T: 978.352.8500

Owners Project Manager
NV5
70 Fargo Street, Suite 800
Boston, MA 02210

KEY PLAN:

NORTH

SEAL:

PRELIMINARY NOT FOR CONSTRUCTION

PROJECT INFORMATION:
Leicester School

70 Winslow Ave.
Leicester, MA 01524

PROJECT #: 201601510015
PROJECT ISSUE DATE: 02/13/2020
PROJECT STATUS: Schematic Design

SHEET NAME:
Typical Electrical Plans

DRAWING HISTORY:

NO.	DATE	DESCRIPTION

SHEET #:
E1.05

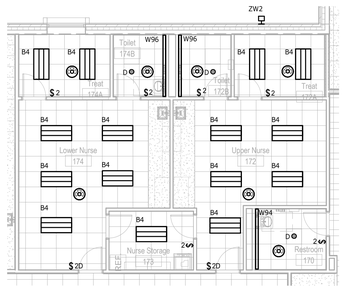

3 Lighting - Nurse
1/8" = 1'-0"

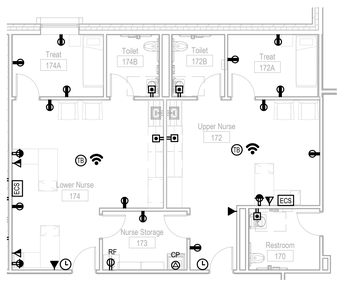

2 Power - Nurse
1/8" = 1'-0"

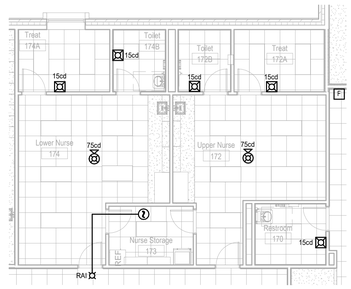

1 Fire Alarm - Nurse
1/8" = 1'-0"



4 Lighting - Kitchen
1/8" = 1'-0"

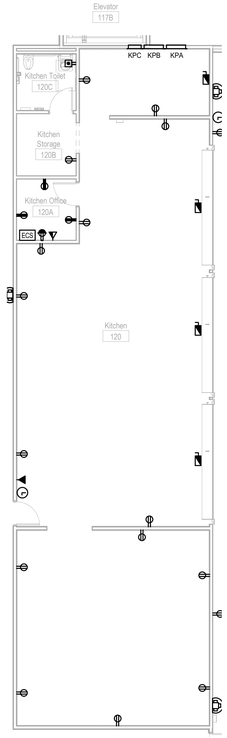

5 Power - Kitchen
1/8" = 1'-0"



6 Fire Alarm - Kitchen
1/8" = 1'-0"

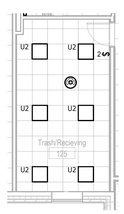

9 Lighting - Custodial
1/8" = 1'-0"

8 Power - Custodial
1/8" = 1'-0"



7 Fire Alarm - Custodial
1/8" = 1'-0"

C:\Users\PCUser\Documents\Elec_LMS_R19_ard28EDFQ.rvt
1/24/2020 12:05:33 PM

Finegold Alexander Architects

PROJECT TEAM:

OWNER:
Leicester Public School
3 Washburn Sq. 3rd Floor
Leicester, MA 01524

Structural Engineer
RSE Associates, Inc.
63 Pleasant St. Ste. 200
Watertown, MA 02472
T: 617.926.9300

MPFP Engineer
BLW Engineers, Inc.
311 Great Road, Post Office Box 1551
Littleton, MA 01460
T: 978.486.4301

Landscape Architect
Warner Larson Landscape Architects
130 West Broadway
Boston, MA 02127
T: 617.464.1440

Electrical Engineer
ART Engineering
38 Front St. Flr 3
Worcester, MA 01608
T: 508.797.7071

Civil Engineer
Nitsch Engineering
2 Center Plaza, Suite 430
Boston, MA 02108
T: 617.338.0063

Geotechnical Engineer
McPhail Associates, LLC
2269 Massachusetts Ave.
Cambridge, MA 02140
T: 617.868.1420

Code Consultant
Jensen Hughes
1 Lincoln St.
Boston, MA 02111
T: 508.538.9409

Kitchen Consultant
Crabtree McGrath Associates, Inc.
161 West Main Street
Georgetown, MA 01833
T: 978.352.8500

Owners Project Manager
NV5
70 Fargo Street, Suite 800
Boston, MA 02210

KEY PLAN:

NORTH

SEAL:

PRELIMINARY NOT FOR CONSTRUCTION

PROJECT INFORMATION:
Leicester School

70 Winslow Ave.
Leicester, MA 01524

PROJECT #: 201601510015
PROJECT ISSUE DATE: 02/13/2020
PROJECT STATUS: Schematic Design

SHEET NAME:
Typical Electrical Plans

DRAWING HISTORY:

NO.	DATE	DESCRIPTION

SHEET #:
E1.06



1 Lighting - Flex Learning
1/8" = 1'-0"



7 Power - Flex Learning
1/8" = 1'-0"

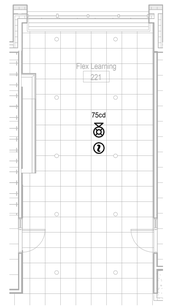

8 Fire Alarm - Flex Learning
1/8" = 1'-0"

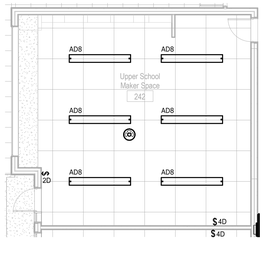

2 Lighting - Maker Space
1/8" = 1'-0"

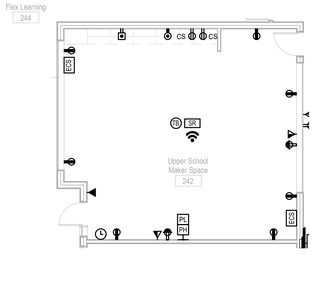

6 Power - Maker Space
1/8" = 1'-0"

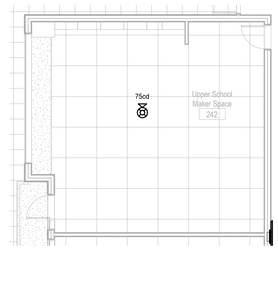

9 Fire Alarm - Maker Space
1/8" = 1'-0"

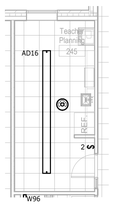

3 Lighting - Teacher Planning
1/8" = 1'-0"

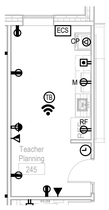

12 Power - Teacher Planning
1/8" = 1'-0"

10 Fire Alarm - Teacher Planning
1/8" = 1'-0"

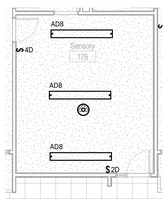

5 Lighting - Sensory
1/8" = 1'-0"

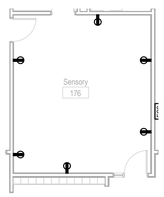

4 Power - Sensory
1/8" = 1'-0"

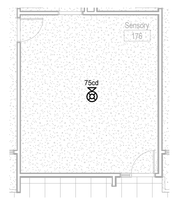

11 Fire Alarm - Sensory
1/8" = 1'-0"

C:\Users\PCUser\Documents\Elec_LMS_R19_art28EDFQ.rvt
1/24/2020 12:05:39 PM

Finegold Alexander Architects

PROJECT TEAM:

OWNER:
Leicester Public School
3 Washburn Sq. 3rd Floor
Leicester, MA 01524

Structural Engineer
RSE Associates, Inc.
63 Pleasant St. Ste. 200
Watertown, MA 02472
T: 617.926.9300

MPFP Engineer
BLW Engineers, Inc.
311 Great Road, Post Office Box 1551
Littleton, MA 01460
T: 978.486.4301

Landscape Architect
Warner Larson Landscape Architects
130 West Broadway
Boston, MA 02127
T: 617.464.1440

Electrical Engineer
ART Engineering
38 Front St. Flr 3
Worcester, MA 01608
T: 508.797.7071

Civil Engineer
Nitsch Engineering
2 Center Plaza, Suite 430
Boston, MA 02108
T: 617.338.0063

Geotechnical Engineer
McPhail Associates, LLC
2269 Massachusetts Ave.
Cambridge, MA 02140
T: 617.868.1420

Code Consultant
Jensen Hughes
1 Lincoln St.
Boston, MA 02111
T: 508.538.9409

Kitchen Consultant
Crabtree McGrath Associates, Inc.
161 West Main Street
Georgetown, MA 01833
T: 978.352.8500

Owners Project Manager
NV5
70 Fargo Street, Suite 800
Boston, MA 02210

KEY PLAN:

NORTH

SEAL:

PRELIMINARY
NOT FOR
CONSTRUCTION

PROJECT INFORMATION:
Leicester School

70 Winslow Ave.
Leicester, MA 01524

PROJECT #: 201601510015
PROJECT ISSUE DATE: 02/13/2020
PROJECT STATUS: Schematic Design

SHEET NAME:
Typical Electrical Plans

DRAWING HISTORY:

NO.	DATE	DESCRIPTION

SHEET #:
E1.07

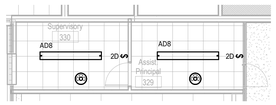

3 Lighting - 3rd Floor Admin Office
1/8" = 1'-0"

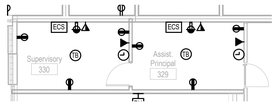

2 Power - 3rd Floor Admin Office
1/8" = 1'-0"

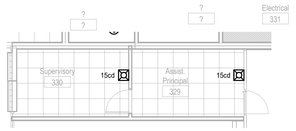

1 Fire Alarm - 3rd Floor Admin Office
1/8" = 1'-0"

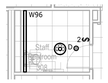

6 Lighting - Single Stall Restroom
1/8" = 1'-0"

5 Power - Single Stall Restroom
1/8" = 1'-0"

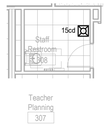

4 Fire Alarm - Single Stall Restroom
1/8" = 1'-0"

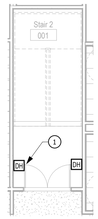

11 Fire Alarm - Stairs Two
1/8" = 1'-0"

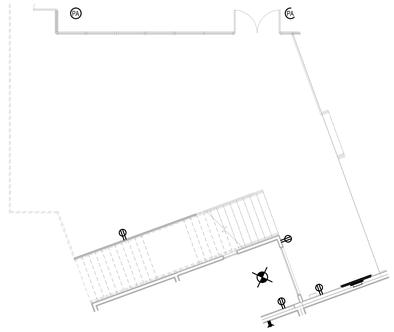

9 Power - 2nd Floor School Commons
1/8" = 1'-0"

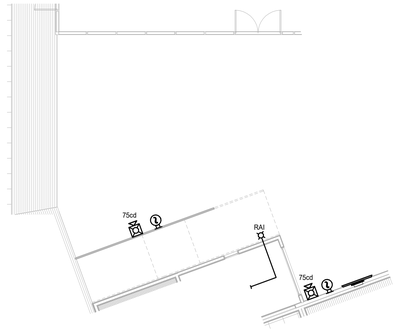

10 Fire Alarm - 2nd Floor School Commons
1/8" = 1'-0"

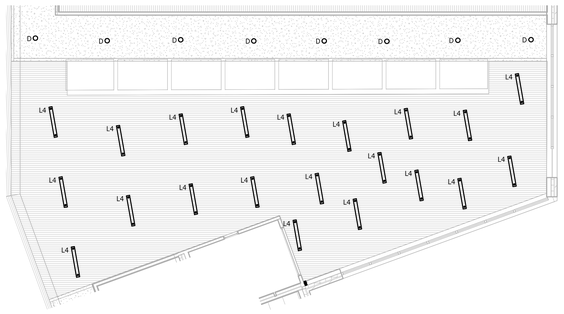

8 Lighting - 3rd Floor School Commons
1/8" = 1'-0"

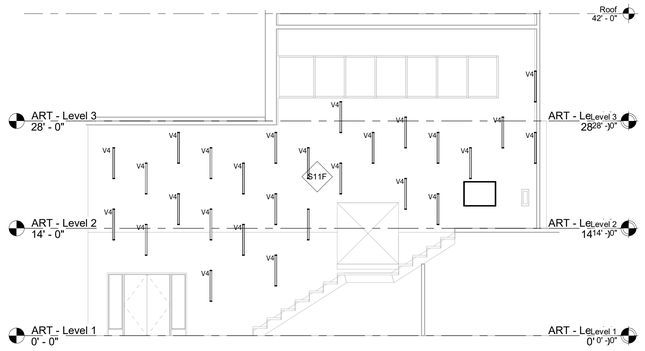

12 Commons South Side Wall Lighting
1/8" = 1'-0"



7 Lighting - Canopy
1/8" = 1'-0"

KEYED NOTES FOR XXXX

1 DOOR HOLDERS AT STAIRS 1 AND 2 AT EVERY FLOOR AND AT THE CORRIDOR DOORS INTO THE CLASSROOM WINGS AT EVERY FLOOR.

Finegold Alexander Architects

PROJECT TEAM:

OWNER:
Leicester Public School
3 Washburn Sq. 3rd Floor
Leicester, MA 01524

Structural Engineer
RSE Associates, Inc.
63 Pleasant St. Ste. 200
Watertown, MA 02472
T: 617.926.9300

MPFP Engineer
BLW Engineers, Inc.
311 Great Road, Post Office Box 1551
Littleton, MA 01460
T: 978.486.4301

Landscape Architect
Warner Larson Landscape Architects
130 West Broadway
Boston, MA 02127
T: 617.464.1440

Electrical Engineer
ART Engineering
38 Front St. Flr 3
Worcester, MA 01608
T: 508.797.7071

Civil Engineer
Nitsch Engineering
2 Center Plaza, Suite 430
Boston, MA 02108
T: 617.338.0063

Geotechnical Engineer
McPhail Associates, LLC
2269 Massachusetts Ave.
Cambridge, MA 02140
T: 617.868.1420

Code Consultant
Jensen Hughes
1 Lincoln St.
Boston, MA 02111
T: 508.538.9409

Kitchen Consultant
Crabtree McGrath Associates, Inc.
161 West Main Street
Georgetown, MA 01833
T: 978.352.8500

Owners Project Manager
NV5
70 Fargo Street, Suite 800
Boston, MA 02210

KEY PLAN:

NORTH

SEAL:

PRELIMINARY NOT FOR CONSTRUCTION

PROJECT INFORMATION:

Leicester School

70 Winslow Ave.
Leicester, MA 01524

PROJECT #: 201601510015
PROJECT ISSUE DATE: 02/13/2020
PROJECT STATUS: Schematic Design

SHEET NAME:

Typical Electrical Plans

DRAWING HISTORY:

NO.	DATE	DESCRIPTION

SHEET #:

E1.08

C:\Users\PCUser\Documents\Elec_LMS_R19_art28EDFQ.rvt
1/24/2020 12:05:46 PM

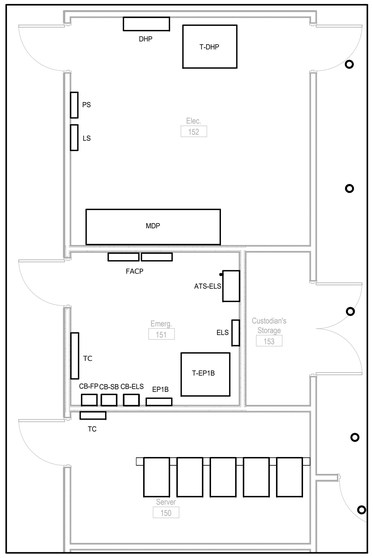

1 Elec. 152, Emerg. 151 And Sever 150
1/4" = 1'-0"

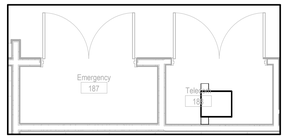

3 Telecom 188 And Emergency 187
1/4" = 1'-0"

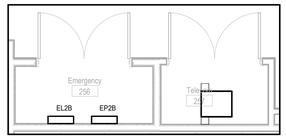

5 Telecom 257 And Emergency 256
1/4" = 1'-0"

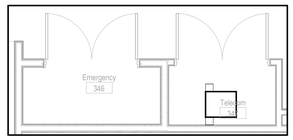

7 Telecom 346 And Emergency 347
1/4" = 1'-0"

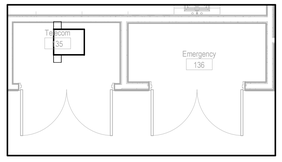

2 Telecom 135 And Emergency 136
1/4" = 1'-0"

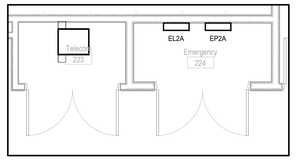

4 Telecom 223 And Emergency 244
1/4" = 1'-0"

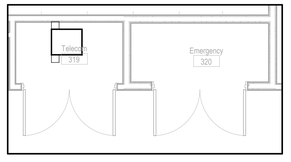

6 Telecom 319 And Emergency 320
1/4" = 1'-0"

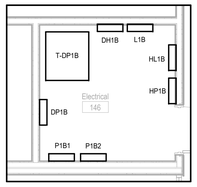

11 Electrical 3324
1/4" = 1'-0"

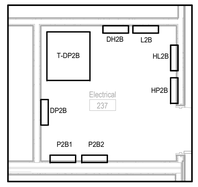

12 Electrical 3326
1/4" = 1'-0"

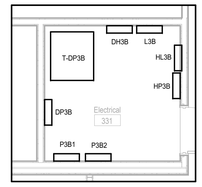

13 Electrical 3327
1/4" = 1'-0"

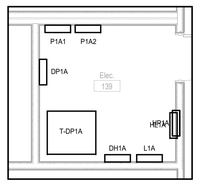

10 Eletrical 2820
1/4" = 1'-0"

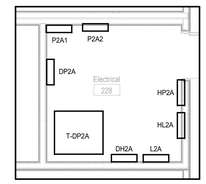

9 Electrical 3325
1/4" = 1'-0"

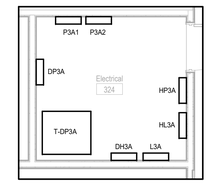

8 Electrical 3328
1/4" = 1'-0"

C:\Users\PC\Users\Documents\Elec_LMS_R19_ar28EDFQ.rvt
1/24/2020 12:05:53 PM

Finegold Alexander Architects

PROJECT TEAM:

OWNER:
Leicester Public School
3 Washburn Sq. 3rd Floor
Leicester, MA 01524

Structural Engineer
RSE Associates, Inc.
63 Pleasant St. Ste. 200
Watertown, MA 02472
T: 617.926.9300

MPFP Engineer
BLW Engineers, Inc.
311 Great Road, Post Office Box 1551
Littleton, MA 01460
T: 978.486.4301

Landscape Architect
Warner Larson Landscape Architects
130 West Broadway
Boston, MA 02127
T: 617.464.1440

Electrical Engineer
ART Engineering
38 Front St. Flr 3
Worcester, MA 01608
T: 508.797.7071

Civil Engineer
Nitsch Engineering
2 Center Plaza, Suite 430
Boston, MA 02108
T: 617.338.0063

Geotechnical Engineer
McPhail Associates, LLC
2269 Massachusetts Ave.
Cambridge, MA 02140
T: 617.868.1420

Code Consultant
Jensen Hughes
1 Lincoln St.
Boston, MA 02111
T: 508.538.9409

Kitchen Consultant
Crabtree McGrath Associates, Inc.
161 West Main Street
Georgetown, MA 01833
T: 978.352.8500

Owners Project Manager
NV5
70 Fargo Street, Suite 800
Boston, MA 02210

KEY PLAN:

NORTH

SEAL:

PRELIMINARY
NOT FOR
CONSTRUCTION

PROJECT INFORMATION:
Leicester School

70 Winslow Ave.
Leicester, MA 01524

PROJECT #: 201601510015
PROJECT ISSUE DATE: 02/13/2020
PROJECT STATUS: Schematic Design

SHEET NAME:
Enlarged Electrical Rooms

DRAWING HISTORY:

NO.	DATE	DESCRIPTION

SHEET #:
E2.4

ELECTRICAL 3820

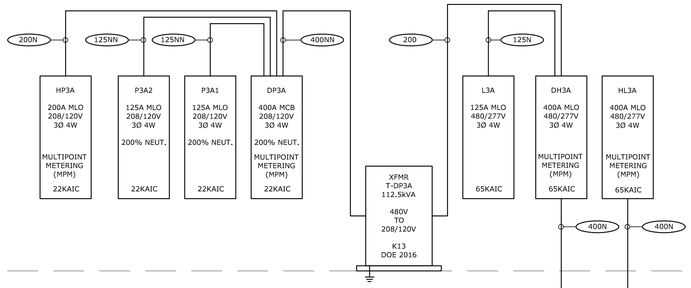

ELECTRICAL 2820

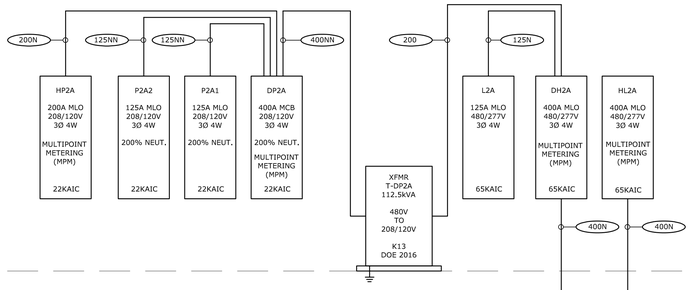

ELECTRICAL 1820

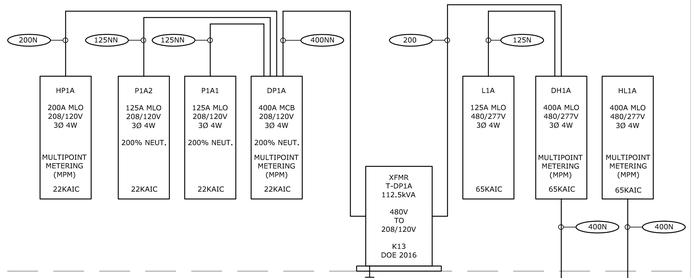

KITCHEN 3152

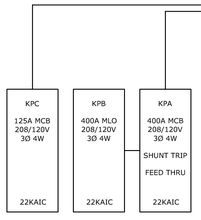

CONDUIT TO END IN JUNCTION BOX
FOR FUTURE PV SYSTEM PANEL

ELECTRICAL 3324

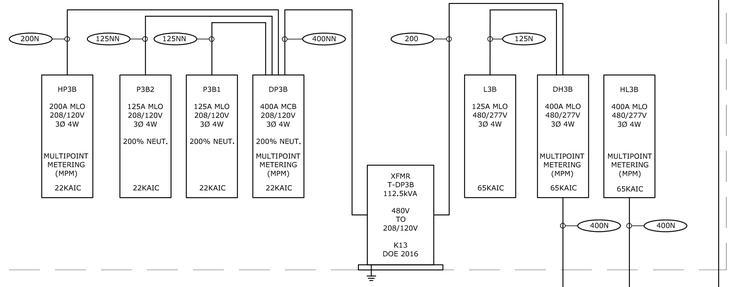

ELECTRICAL 2324

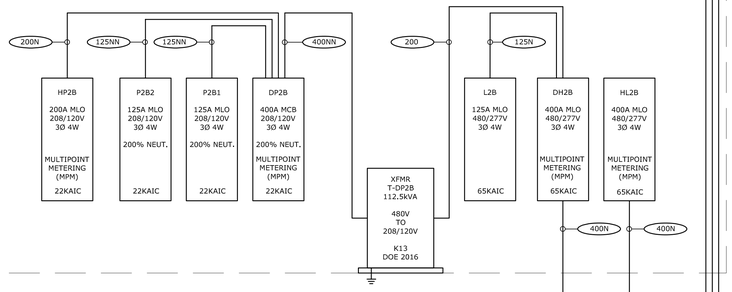

ELECTRICAL 1324

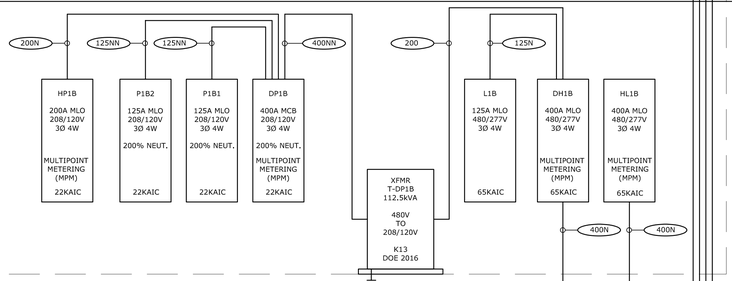

C:\Users\jbustosdeharo\Documents\Wings Scheme - K-8_(Central)_ARC19_v10_jbustosdeharoMWEJT.rvt
11/20/2019 2:25:56 PM

Finegold Alexander Architects

PROJECT TEAM:

OWNER:
Leicester Public School

Structural Engineer
RSE Associates, Inc.
63 Pleasant St. Ste. 200
Watertown, MA 02472
T: 617.926.9300

MPFP Engineer
BLW Engineers, Inc.
311 Great Road, Post Office Box 1551
Littleton, MA 01460
T: 978.486.4301

Landscape Architect
Warner Larson Landscape Architects
130 West Broadway
Boston, MA 02127
T: 617.464.1440

Electrical Engineer
ART Engineering
38 Front St. Fir 3
Worcester, MA 01608
T: 508.797.7071

Civil Engineer
Nitsch Engineering
2 Center Plaza, Suite 430
Boston, MA 02108
T: 617.338.0063

Geotechnical Engineer
McPhail Associates, LLC
2269 Massachusetts Ave.
Cambridge, MA 02140
T: 617.868.1420

Code Consultant
Jensen Hughes
1 Lincoln St.
Boston, MA 02111
T: 508.538.9409

Kitchen Consultant
Crabtree McGrath Associates, Inc.
161 West Main Street
Georgetown, MA 01833
T: 978.352.8500

Owners Project Manager
NV5
70 Fargo Street, Suite 800
Boston, MA 02210

KEY PLAN:

NORTH

SEAL:

PRELIMINARY
NOT FOR
CONSTRUCTION

PROJECT INFORMATION:

Leicester School

70 WINSLOW AVE.
LEICESTER MA 01524

PROJECT #: 201601510015
PROJECT ISSUE DATE: 02/13/20
PROJECT STATUS: Schematic Design

SHEET NAME:

ELECTRICAL DISTRIBUTION RISER

DRAWING HISTORY:

NO.	DATE	DESCRIPTION

SHEET #:

E8.0A

Finegold Alexander Architects

PROJECT TEAM:

OWNER:
Leicester Public School

Structural Engineer
RSE Associates, Inc.
63 Pleasant St. Ste. 200
Watertown, MA 02472
T: 617.926.9300

MPFP Engineer
BLW Engineers, Inc.
311 Great Road, Post Office Box 1551
Littleton, MA 01460
T: 978.486.4301

Landscape Architect
Warner Larson Landscape Architects
130 West Broadway
Boston, MA 02127
T: 617.464.1440

Electrical Engineer
ART Engineering
38 Front St. Flr 3
Worcester, MA 01608
T: 508.797.7071

Civil Engineer
Nitsch Engineering
2 Center Plaza, Suite 430
Boston, MA 02108
T: 617.338.0063

Geotechnical Engineer
McPhail Associates, LLC
2269 Massachusetts Ave.
Cambridge, MA 02140
T: 617.868.1420

Code Consultant
Jensen Hughes
1 Lincoln St.
Boston, MA 02111
T: 508.538.9409

Kitchen Consultant
Crabtree McGrath Associates, Inc.
161 West Main Street
Georgetown, MA 01833
T: 978.352.8500

Owners Project Manager
NV5
70 Fargo Street, Suite 800
Boston, MA 02210

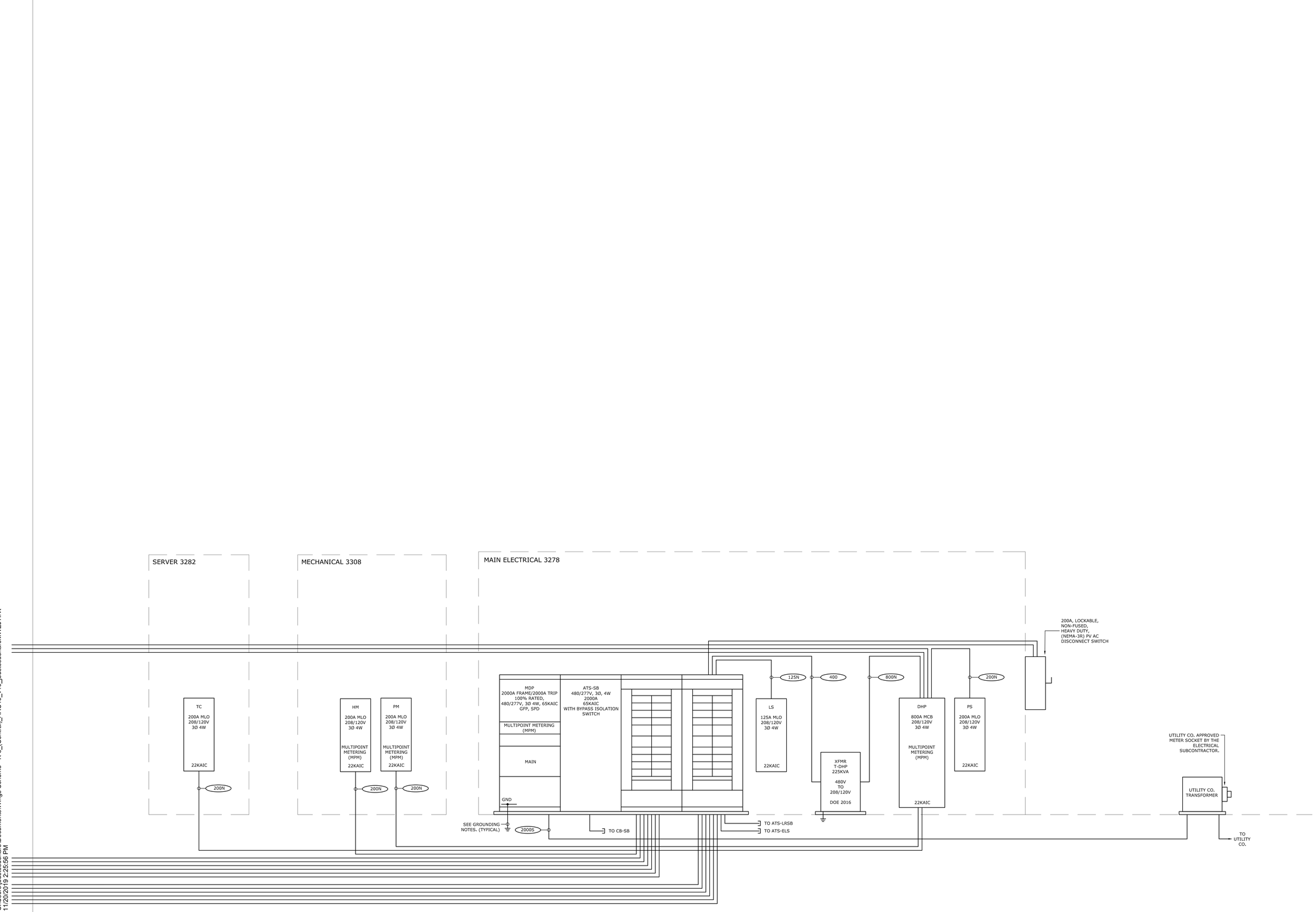

KEY PLAN:

NORTH

SEAL:

PRELIMINARY NOT FOR CONSTRUCTION

PROJECT INFORMATION:

Leicester School

70 WINSLOW AVE.
LEICESTER MA 01524

PROJECT #: 201601510015
PROJECT ISSUE DATE: 02/13/20
PROJECT STATUS: Schematic Design

SHEET NAME:

ELECTRICAL DISTRIBUTION RISER

DRAWING HISTORY:

NO.	DATE	DESCRIPTION

SHEET #:

E8.0B

C:\Users\jbustosdeharo\Documents\Wings Scheme - K-8_(Central)_ARC19_v10_jbustosdeharoMWEJT.rvt
11/20/2019 2:25:56 PM



C:\Users\jbustosdeharo\Documents\Wings Scheme - K-8_(Central)_ARC19_v10_jbustosdeharoMWEJT.rvt
11/20/2019 2:25:56 PM

Finegold Alexander Architects

PROJECT TEAM:

OWNER:
Leicester Public School

Structural Engineer
RSE Associates, Inc.
63 Pleasant St. Ste. 200
Watertown, MA 02472
T: 617.926.9300

MPFP Engineer
BLW Engineers, Inc.
311 Great Road, Post Office Box 1551
Littleton, MA 01460
T: 978.486.4301

Landscape Architect
Warner Larson Landscape Architects
130 West Broadway
Boston, MA 02127
T: 617.464.1440

Electrical Engineer
ART Engineering
38 Front St. Flr 3
Worcester, MA 01608
T: 508.797.7071

Civil Engineer
Nitsch Engineering
2 Center Plaza, Suite 430
Boston, MA 02108
T: 617.338.0063

Geotechnical Engineer
McPhail Associates, LLC
2269 Massachusetts Ave.
Cambridge, MA 02140
T: 617.868.1420

Code Consultant
Jensen Hughes
1 Lincoln St.
Boston, MA 02111
T: 508.538.9409

Kitchen Consultant
Crabtree McGrath Associates, Inc.
161 West Main Street
Georgetown, MA 01833
T: 978.352.8500

Owners Project Manager
NV5
70 Fargo Street, Suite 800
Boston, MA 02210

KEY PLAN:

NORTH

SEAL:

PRELIMINARY
NOT FOR
CONSTRUCTION

PROJECT INFORMATION:

Leicester School

70 WINSLOW AVE.
LEICESTER MA 01524

PROJECT #: 201601510015
PROJECT ISSUE DATE: 02/13/20
PROJECT STATUS: Schematic Design

SHEET NAME:

ELECTRICAL DISTRIBUTION RISER

DRAWING HISTORY:

NO.	DATE	DESCRIPTION

SHEET #:

E8.0C

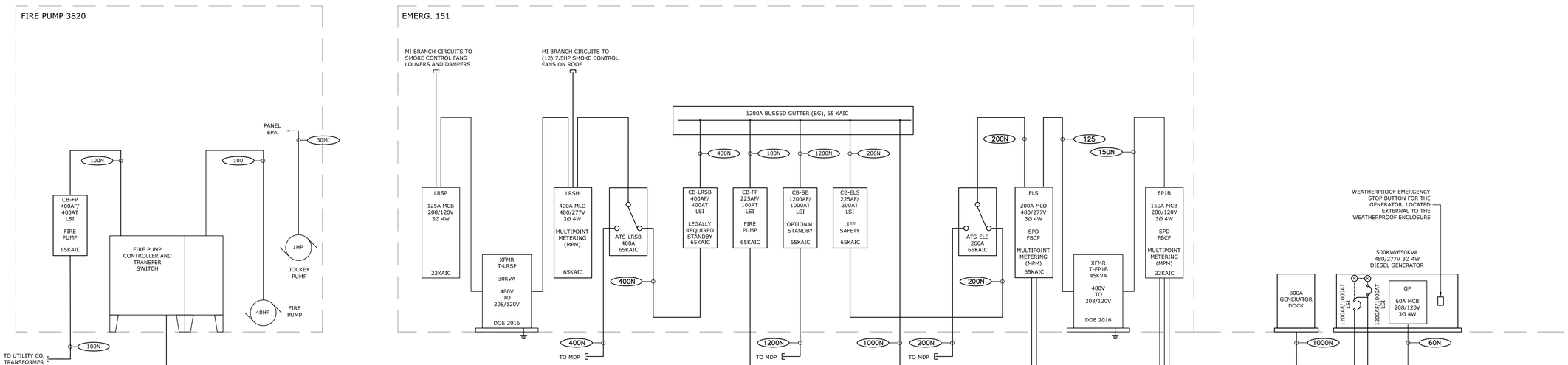

C:\Users\jbustosdeharo\Documents\Wings Scheme - K-8_(Central)_ARC19_v10_jbustosdeharoMWEJT.rvt
11/20/2019 2:25:56 PM

Finegold Alexander Architects

PROJECT TEAM:

OWNER:
Leicester Public School

Structural Engineer
RSE Associates, Inc.
63 Pleasant St. Ste. 200
Watertown, MA 02472
T: 617.926.9300

MPFP Engineer
BLW Engineers, Inc.
311 Great Road, Post Office Box 1551
Littleton, MA 01460
T: 978.486.4301

Landscape Architect
Warner Larson Landscape Architects
130 West Broadway
Boston, MA 02127
T: 617.464.1440

Electrical Engineer
ART Engineering
38 Front St. Flr 3
Worcester, MA 01608
T: 508.797.7071

Civil Engineer
Nitsch Engineering
2 Center Plaza, Suite 430
Boston, MA 02108
T: 617.338.0063

Geotechnical Engineer
McPhail Associates, LLC
2269 Massachusetts Ave.
Cambridge, MA 02140
T: 617.868.1420

Code Consultant
Jensen Hughes
1 Lincoln St.
Boston, MA 02111
T: 508.538.9409

Kitchen Consultant
Crabtree McGrath Associates, Inc.
161 West Main Street
Georgetown, MA 01833
T: 978.352.8500

Owners Project Manager
NV5
70 Fargo Street, Suite 800
Boston, MA 02210

KEY PLAN:

NORTH

SEAL:

PRELIMINARY NOT FOR CONSTRUCTION

PROJECT INFORMATION:

Leicester School

70 WINSLOW AVE.
LEICESTER MA 01524

PROJECT #: 201601510015
PROJECT ISSUE DATE: 02/13/20
PROJECT STATUS: Schematic Design

SHEET NAME:

ELECTRICAL DISTRIBUTION RISER

DRAWING HISTORY:

NO.	DATE	DESCRIPTION

SHEET #:

E8.0D

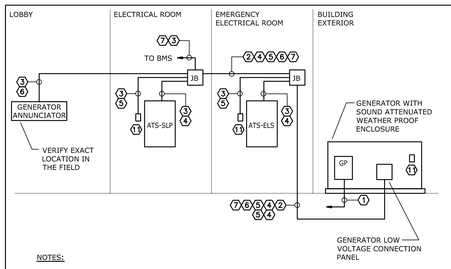

NOTES:

1. POWER WIRING: GENERATOR PANEL GP: 100A MLO, 120/208V, 1Ø, 3W WITH BREAKERS FOR GENERATOR LIGHT AND RECEPTACLE, ENGINE COOLANT HEATER AND BATTERY CHARGER.
2. WIRING IN 1¼" CONDUIT.
3. WIRING IN 1" CONDUIT.
4. CONTROL/SIGNAL WIRING ATS: REMOTE START: 2-14 AWG, ENGINE/LINE POWER: 3-14 AWG, COMMUNICATIONS: RS-485.
5. CONTROL/SIGNAL WIRING EMERGENCY SHUT-OFF: 2-14 AWG.
6. CONTROL/SIGNAL WIRING REMOTE ANNUNCIATOR: COMMUNICATIONS: RS-485, DC POWER: 2-14 AWG.
7. CONTROL/SIGNAL WIRING WIRING: BUILDING MANAGEMENT SYSTEM (BMS).
8. VERIFY CONTROL AND SIGNAL WIRING REQUIREMENTS PRIOR TO INSTALLATION.
9. PROVIDE A WEATHERPROOF LIGHT FIXTURE AND SWITCH AT THE GENERATOR. FIXTURE SHALL BE LED EQUIVALENT TO 100W INCANDESCENT LAMP.
10. PROVIDE A GFCI RECEPTACLE AT THE GENERATOR. INSTALL THE RECEPTACLE IN A WEATHER PROOF BOX WITH WEATHERPROOF COVER.
11. FURNISH AND INSTALL WEATHER PROOF/TAMPER PROOF EMERGENCY STOP BUTTON.

GENERATOR CONTROL WIRING — NTS

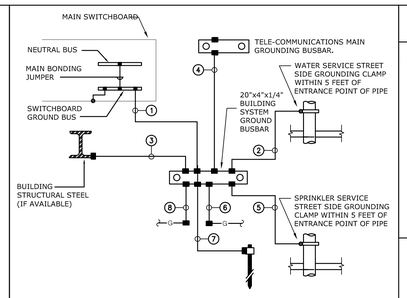

NOTES:

- ● INDICATES BOLTED CONNECTION.
- ■ INDICATES EXOTHERMIC WELD CONNECTION, COMPATIBLE WITH MATERIALS BEING JOINED.

1. 3/0 AWG COPPER (OR SIZED PER NEC TABLE 250.66) GROUNDING ELECTRODE CONDUCTOR TO SWITCHBOARD GROUND BUSBAR.
2. 3/0 AWG COPPER (OR SIZED PER NEC TABLE 250.66) GROUNDING ELECTRODE CONDUCTOR TO METAL UNDERGROUND WATER PIPE. BOND TO THE WATER PIPE WITHIN 5 FT. FROM THE POINT OF ENTRANCE TO THE BUILDING.
3. 3/0 AWG COPPER (OR SIZED PER NEC TABLE 250.66) GROUNDING ELECTRODE CONDUCTOR TO EFFECTIVELY GROUNDED METAL FRAME OF THE BUILDING.
4. 3/0 AWG (OR SIZED PER NEC TABLE 250.66) GROUNDING ELECTRODE CONDUCTOR TO THE MAIN TELECOMMUNICATION GROUNDING BUSBAR AT THE TELECOMMUNICATIONS ENTRANCE FACILITY.
5. 3/0 AWG COPPER (OR SIZED PER NEC TABLE 250.66) GROUNDING ELECTRODE CONDUCTOR TO MAIN METAL SPRINKLER SERVICE. BOND TO THE SPRINKLER PIPE WITHIN 5 FT. FROM THE POINT OF ENTRANCE TO THE BUILDING.
6. 3/0 AWG COPPER (OR SIZED PER NEC TABLE 250.66) GROUNDING ELECTRODE CONDUCTOR TO LIGHTNING PROTECTION SYSTEM.
7. 6 AWG COPPER (OR SIZED PER NEC TABLE 250.66) GROUNDING ELECTRODE CONDUCTOR TO THREE ¾ IN. x 10 FT. COPPER-CLAD STEEL GROUND RODS PLACED A MINIMUM OF 10 FT. APART.
8. 4 AWG COPPER (OR SIZED PER NEC TABLE 250.66) GROUNDING ELECTRODE CONDUCTOR TO EFFECTIVELY GROUNDED MINIMUM 20 FT. X 1/2 IN. REBAR IN THE BUILDING FOUNDATION OR 20 FT. 4 AWG BARE GROUND CONDUCTOR IN BUILDING FOOTING INSTALLED PER THE NEC.

GROUNDING NOTES AND DETAIL — NTS

DISTRIBUTION NOTES

1. SWITCHGEAR AND PANELBOARDS SHALL BE MANUFACTURED BY SQUARE D, SIEMENS, GENERAL ELECTRIC OR CUTLER-HAMMER.
2. THIS CONTRACTOR SHALL VERIFY THE AVAILABLE SHORT CIRCUIT CURRENT FOR THE MAIN SERVICE WITH THE UTILITY COMPANY. THE ELECTRICAL DISTRIBUTION SYSTEM SHALL BE RATED FOR THE AVAILABLE SHORT CIRCUIT CURRENT OR AS NOTED ON THE DRAWINGS.
3. THE ENTIRE SYSTEM SHALL BE RATED AND COORDINATED FOR THE AVAILABLE SHORT CIRCUIT CURRENT.
4. PROVIDE HACR CIRCUIT BREAKERS FOR ALL HVAC EQUIPMENT.
5. SEE FEEDER SCHEDULE FOR PANEL FEEDER SIZES. UNLESS NOTED OTHERWISE.
6. SEE DRY-TYPE TRANSFORMER SCHEDULE FOR TRANSFORMER PRIMARY, SECONDARY AND GROUNDING CONDUCTORS. UNLESS NOTED OTHERWISE.
7. GROUND THE CASING OF THE TRANSFORMER TO THE NEAREST EFFECTIVELY GROUNDED SYSTEM.
8. BOND THE NEUTRAL OF THE TRANSFORMER SECONDARY TO THE TRANSFORMER CASE WITH BONDING JUMPER.

EMERGENCY POWER

THE FOLLOWING LOADS WILL BE CONNECTED TO THE LIFE SAFETY EMERGENCY POWER:

1. ILLUMINATION OF MEANS OF EGRESS.
2. EXIT SIGNS.
3. ALARM AND ALERTING SYSTEMS.
4. COMMUNICATIONS SYSTEMS.
5. ELEVATOR CAB LIGHTING, CONTROL, COMMUNICATIONS AND SIGNAL SYSTEMS.
6. AUTOMATIC DOORS.
7. SMOKE/DUCT DAMPERS.
8. ACCESS CONTROL.
9. ELEV-1A.

THE FOLLOWING LOADS WILL BE CONNECTED TO STANDBY POWER:

1. BOILERS, ASSOCIATED CONTROLS AND ASSOCIATED PUMPS TO KEEP BUILDING FROM FREEZING.
2. KITCHEN COOLER AND FREEZER.
3. TELECOM AND SERVER ROOM LIGHTING, POWER AND AC SYSTEM.
4. BUILDING MANAGEMENT SYSTEM (BMS).
5. HEATING SYSTEM IN GYMNASIUM, CAFETERIA, LOBBY AND CORRIDOR.
6. POWER OUTLETS AT ROOF EQUIPMENT, MECHANICAL ROOM, LOADING AREA, CAFETERIA AND KITCHEN.
7. RADON FANS ON ROOF.
8. RTU-3 FANS AND CONTROLS.
9. RTU-6 FANS, CONTROLS AND ASSOCIATED VAVs.

FEEDER SCHEDULE - MI CABLE

FEEDER SYMBOL	COPPER CONDUCTORS	CONDUIT	NOMINAL AMPERE RATING
60MI	4-4 AWG & 1-10 AWG GND, 2-HOUR RATED MI CABLE	-	60
70MI	4-4 AWG & 1-8 AWG GND, 2-HOUR RATED MI CABLE	-	70
100MI	4-1 AWG & 1-6 AWG GND, 2-HOUR RATED MI CABLE	-	100

FEEDER SCHEDULE - COPPER

FEEDER SYMBOL	COPPER CONDUCTORS	CONDUIT	NOMINAL AMPERE RATING
20	3-12 AWG & 1-12 AWG GND	3/4"	20
20N	4-12 AWG & 1-12 AWG GND	3/4"	20
30MI	4-10 AWG & 1-10 AWG GND 2-HOUR RATED MI CABLE	-	30
30	3-10 AWG & 1-10 AWG GND	3/4"	30
30N	4-10 AWG & 1-10 AWG GND	3/4"	30
30NN	3-10 AWG, 2-10 AWG NEUT. & 1-10 AWG GND	3/4"	30
40	3-8 AWG & 1-10 AWG GND	3/4"	40
40N	4-8 AWG & 1-10 AWG GND	1"	40
50	3-6 AWG & 1-10 AWG GND	1"	50
50N	4-6 AWG & 1-10 AWG GND	1"	50
60	3-4 AWG & 1-10 AWG GND	1-1/4"	60
60N	4-4 AWG & 1-10 AWG GND	1-1/4"	60
60NN	3-4 AWG, 2-4 AWG NEUT. & 1-10 AWG GND	1-1/4"	60
60R	2-4 AWG, 1-4 AWG NEUT. & 1-10 AWG GND	1-1/4"	60
70	3-4 AWG & 1-8 AWG GND	1-1/4"	70
70N	4-4 AWG & 1-8 AWG GND	1-1/4"	70
80	3-3 AWG & 1-8 AWG GND	1-1/4"	80

FEEDER SCHEDULE - ALUMINUM

FEEDER SYMBOL	ALUMINUM CONDUCTORS	CONDUIT	NOMINAL AMPERE RATING
100	3-1/0 AWG AL & 1-6 AWG AL GND	2"	100
100N	4-1/0 AWG AL & 1-6 AWG AL GND	2"	100
100NN	3-1/0 AWG AL, 2-1/0 AWG AL NEUT. & 1-6 AWG AL GND	2-1/2"	100
125	3-2/0 AWG AL & 1-4 AWG AL GND	2"	125
125N	4-2/0 AWG AL & 1-4 AWG AL GND	2"	125
125NN	3-2/0 AWG AL, 2-2/0 AWG AL NEUT. & 1-4 AWG AL GND	2-1/2"	125
200	3-250 KCMIL AL & 1-4 AWG AL GND	2-1/2"	200
200N	4-250 KCMIL AL & 1-4 AWG AL GND	2-1/2"	200
225N	4-300 KCMIL AL & 1-2 AWG AL GND	3"	225
225NN	3-300 KCMIL AL, 2-300 KCMIL AL NEUT. & 1-2 AWG AL GND	4"	250
250N	4-350 KCMIL AL & 1-2 AWG AL GND	3"	225
400N	2 SETS 4-250 KCMIL AL & 1-1 AWG AL GND	(2) 3"	400
400NN	2 SETS 3-250 KCMIL AL, 2-250 KCMIL AL NEUT. & 1-1 AWG AL GND	(2) 3"	400
600N	2 SETS OF 4-500 KCMIL AL & 1-2/0 AWG AL GND	(2) 4"	600
2000N	6 SETS OF 4-600 KCMIL & 1-400 KCMIL AWG GND	(6) 4"	2000
2000S	6 SETS OF 4-600 KCMIL	(6) 4"	2000

NOTES:

1. ALUMINUM WIRE SIZES RATED FOR LESS THAN #1 AWG SHALL NOT BE PERMITTED.

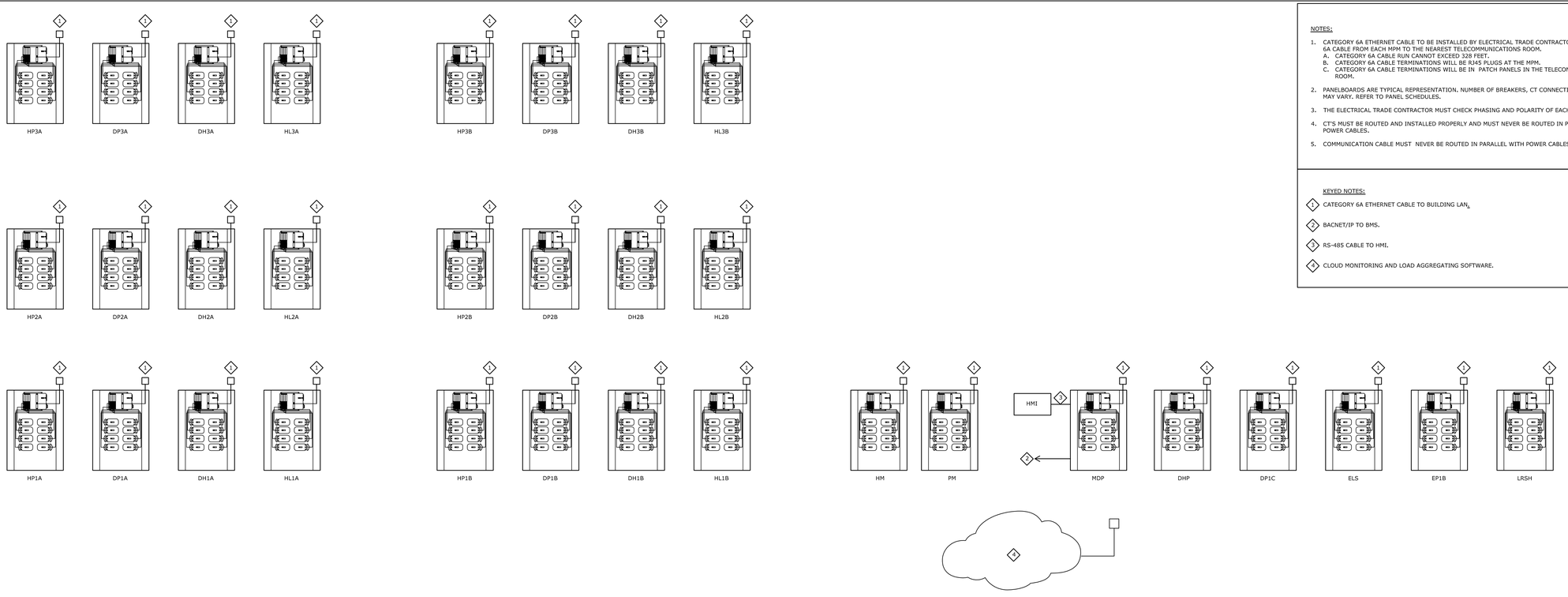

NOTES:

1. CATEGORY 6A ETHERNET CABLE TO BE INSTALLED BY ELECTRICAL TRADE CONTRACTOR. RUN CATEGORY 6A CABLE FROM EACH MPM TO THE NEAREST TELECOMMUNICATIONS ROOM.
   A. CATEGORY 6A CABLE RUN CANNOT EXCEED 328 FEET.
   B. CATEGORY 6A CABLE TERMINATIONS WILL BE RJ45 PLUGS AT THE MPM.
   C. CATEGORY 6A CABLE TERMINATIONS WILL BE IN PATCH PANELS IN THE TELECOMMUNICATIONS ROOM.
2. PANELBOARDS ARE TYPICAL REPRESENTATION. NUMBER OF BREAKERS, CT CONNECTIONS AND CT POLES MAY VARY. REFER TO PANEL SCHEDULES.
3. THE ELECTRICAL TRADE CONTRACTOR MUST CHECK PHASING AND POLARITY OF EACH CT INSTALLED.
4. CT'S MUST BE ROUTED AND INSTALLED PROPERLY AND MUST NEVER BE ROUTED IN PARALLEL WITH POWER CABLES.
5. COMMUNICATION CABLE MUST NEVER BE ROUTED IN PARALLEL WITH POWER CABLES.

KEYED NOTES:

1. CATEGORY 6A ETHERNET CABLE TO BUILDING LAN.
2. BACNET/IP TO BMS.
3. RS-485 CABLE TO HMI.
4. CLOUD MONITORING AND LOAD AGGREGATING SOFTWARE.

POWER MONITORING RISER — NTS

Finegold Alexander Architects

PROJECT TEAM:

OWNER:
Leicester Public School

Structural Engineer
RSE Associates, Inc.
63 Pleasant St. Ste. 200
Watertown, MA 02472
T: 617.926.9300

MPFP Engineer
BLW Engineers, Inc.
311 Great Road, Post Office Box 1551
Littleton, MA 01460
T: 978.486.4301

Landscape Architect
Warner Larson Landscape Architects
130 West Broadway
Boston, MA 02127
T: 617.464.1440

Electrical Engineer
ART Engineering
38 Front St. Flr 3
Worcester, MA 01608
T: 508.797.7071

Civil Engineer
Nitsch Engineering
2 Center Plaza, Suite 430
Boston, MA 02108
T: 617.338.0063

Geotechnical Engineer
McPhail Associates, LLC
2269 Massachusetts Ave.
Cambridge, MA 02140
T: 617.868.1420

Code Consultant
Jensen Hughes
1 Lincoln St.
Boston, MA 02111
T: 508.538.9409

Kitchen Consultant
Crabtree McGrath Associates, Inc.
161 West Main Street
Georgetown, MA 01833
T: 978.352.8500

Owners Project Manager
NV5
70 Fargo Street, Suite 800
Boston, MA 02210

KEY PLAN:

NORTH

SEAL:

PRELIMINARY NOT FOR CONSTRUCTION

PROJECT INFORMATION:

Leicester School

70 WINSLOW AVE.
LEICESTER MA 01524

PROJECT #: 201601510015
PROJECT ISSUE DATE: 02/13/20
PROJECT STATUS: Schematic Design

SHEET NAME:
ELECTRICAL POWER MONITORING RISER & SCHEDULE

DRAWING HISTORY:

NO.	DATE	DESCRIPTION

SHEET #: **E8.0E**

C:\Users\jbustosdeharo\Documents\Wings Scheme - K-8_(Central)_ARC19_v10_jbustosdeharoMWEJT.rvt
11/20/2019 2:25:56 PM

TELECOMMUNICATIONS RISER NOTES

- TERMINATE ALL DATA AND VOICE CABLES AT THE VOICE/DATA JACKS AND THE VOICE/DATA PATCH PANELS.
- PROVIDE A 10 FOOT SERVICE LOOP ON ALL CABLES TERMINATED IN ALL TER AND TR ROOMS. SERVICE LOOPS SHALL BE PLACED "NEATLY" ON THE CABLE TRAY OR PLYWOOD BACKBOARDS.
- COORDINATE WITH THE UTILITY COMPANY TO PROVIDE COPPER TELEPHONE SERVICE CABLE, FIBER OPTIC CABLE, AND CATV FROM THE POINT OF CONNECTION TO THE DEMARCATION POINT AND PROVIDE ALL TERMINATIONS FOR TELECOMMUNICATIONS AND CATV CABLING..

(1b) COPPER TELEPHONE SERVICE CABLE.

(1b) FIBER OPTIC SERVICE CABLE.

(2) CATV SERVICE CABLE.

(3) SERIES 11 QUAD SHIELDED COAX CABLE TO CATV DROPS.

(4) 3/0 AWG INSULATED GREEN COPPER GROUNDING CONDUCTOR TO THE TELECOMMUNICATIONS MAIN GROUNDING BUSBAR.

(5) 6 AWG INSULATED GREEN COPPER GROUNDING CONDUCTOR TO THE BUILDING STEEL.

(6) 6 AWG INSULATED GREEN COPPER GROUNDING CONDUCTOR TO THE TELECOMMUNICATION RACK AND EQUIPMENT.

(7) 6 AWG INSULATED GREEN COPPER GROUNDING CONDUCTOR TO THE NEAREST ELECTRICAL PANEL.

(8) 3/0 AWG INSULATED GREEN COPPER GROUNDING CONDUCTOR TO THE MAIN ELECTRICAL GROUNDING BUSBAR.

(9) CATEGORY 6 CABLE TO DATA OUTLETS.

(10) CATEGORY 6 CABLE TO VOICE OUTLETS.

(11) PROVIDE MULTI-OUTLET ASSEMBLIES MOUNTED IN THE TELECOMMUNICATIONS RACK.

(12) PROVIDE A TELECOMMUNICATIONS GROUNDING BUSBAR (TGB) IN ALL LOCKABLE TELECOMMUNICATIONS RACKS. BOND ALL TELECOMMUNICATION RACK (TGB)'S WITHIN THE SAME ROOM TOGETHER. BOND THE END (TGB) BACK TO THE TELECOMMUNICATIONS MAIN GROUNDING BUSBAR WITH A TELECOMMUNICATIONS BONDING BACKBONE CONDUCTOR.

(13) TERMINATE VOICE BACKBONE CABLE IN THE PATCH PANEL. TERMINATE 1-PAIR PER PORT IN PATCH PANEL.

(CATV) CATV CABLE BY UTILITY COMPANY

(6MM) 6-STRAND MULTIMODE FIBER 50 MICRON LASER OPTIMIZED

(12SM) 12-STRAND SINGLE MODE FIBER

(12MM) 12-STRAND MULTIMODE FIBER 50 MICRON LASER OPTIMIZED

(24SM) 24-STRAND SINGLE MODE FIBER

(24MM) 24-STRAND MULTIMODE FIBER 50 MICRON LASER OPTIMIZED

(RG11) SERIES 11 QUAD SHIELDED COAX CABLE

(1/0) 1/0 AWG GREEN INSULATED GROUNDING CABLE

(3/0) 3/0 AWG GREEN INSULATED GROUNDING CABLE

(25V) 25-PAIR CATEGORY 3 VOICE BACKBONE

(50V) 50-PAIR CATEGORY 3 VOICE BACKBONE

(100V) 100-PAIR CATEGORY 3 VOICE BACKBONE

(200V) 200-PAIR CATEGORY 3 VOICE BACKBONE

(300V) 300-PAIR CATEGORY 3 VOICE BACKBONE

(*) (CAT6A) CAT6A CABLE. "(*)" DENOTES NUMBER OF CABLES.

(FOC) FIBER OPTIC CABLE BY UTILITY COMPANY

(TOC) TELEPHONE SERVICE BY UTILITY COMPANY

(*) (25PBX) 25-PAIR VOICE BACKBONE CABLES WITH PBX-TAIL-ENDS WITH STANDARD RJ21X CONNECTORS AT THE PATCH PANEL AND AT THE PBX. "(*)" DENOTES NUMBER OF CABLES.

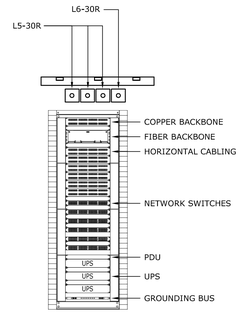

TELECOM RACK DETAIL | NTS

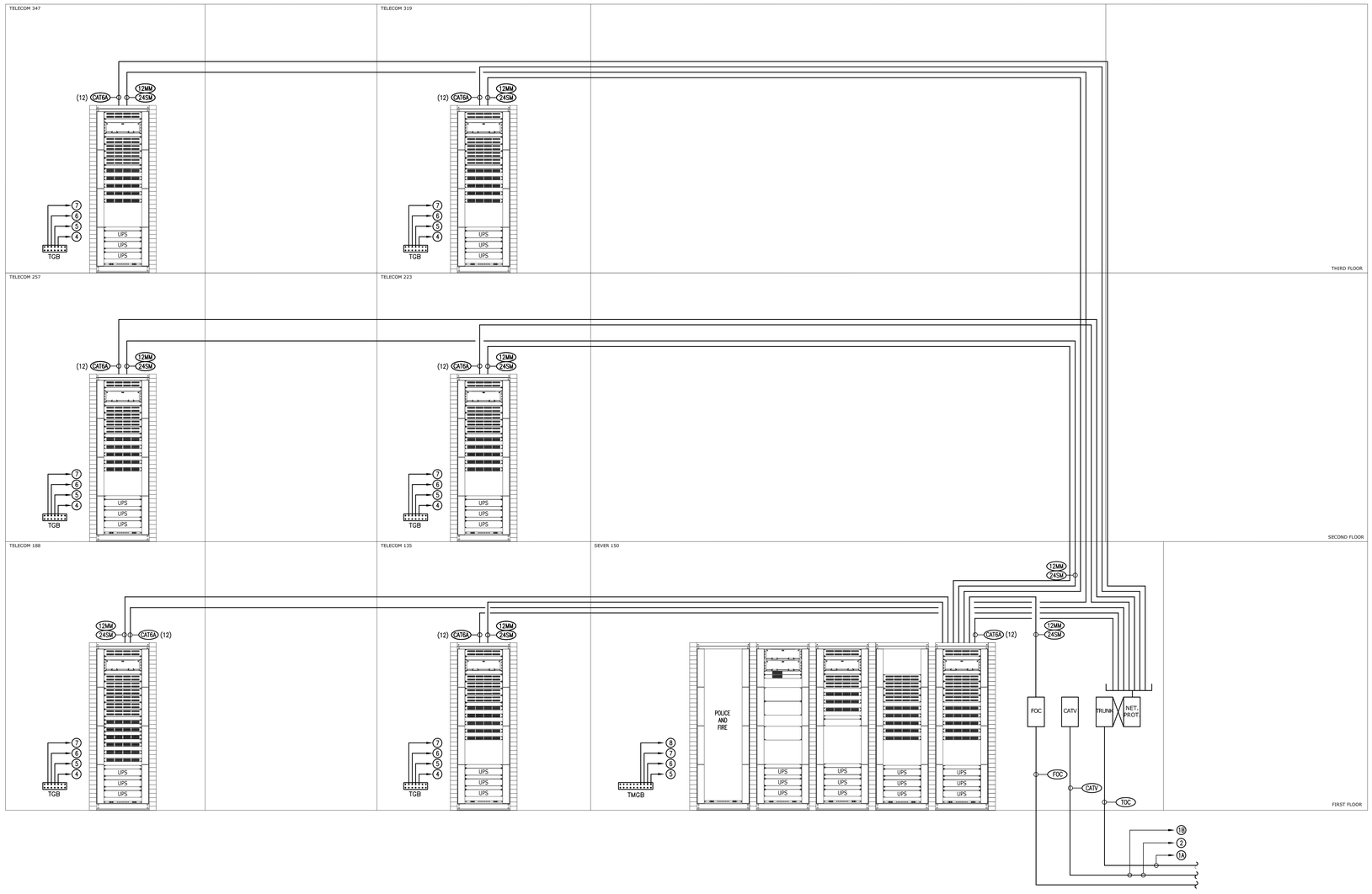

Finegold Alexander Architects

PROJECT TEAM:

OWNER:
Leicester Public School

Structural Engineer
RSE Associates, Inc.
63 Pleasant St. Ste. 200
Watertown, MA 02472
T: 617.926.9300

MPFP Engineer
BLW Engineers, Inc.
311 Great Road, Post Office Box 1551
Littleton, MA 01460
T: 978.486.4301

Landscape Architect
Warner Larson Landscape Architects
130 West Broadway
Boston, MA 02127
T: 617.464.1440

Electrical Engineer
ART Engineering
38 Front St. Flr 3
Worcester, MA 01608
T: 508.797.7071

Civil Engineer
Nitsch Engineering
2 Center Plaza, Suite 430
Boston, MA 02108
T: 617.338.0063

Geotechnical Engineer
McPhail Associates, LLC
2269 Massachusetts Ave.
Cambridge, MA 02140
T: 617.868.1420

Code Consultant
Jensen Hughes
1 Lincoln St.
Boston, MA 02111
T: 508.538.9409

Kitchen Consultant
Crabtree McGrath Associates, Inc.
161 West Main Street
Georgetown, MA 01833
T: 978.352.8500

Owners Project Manager
NV5
70 Fargo Street, Suite 800
Boston, MA 02210

KEY PLAN:

NORTH

SEAL:

PRELIMINARY NOT FOR CONSTRUCTION

PROJECT INFORMATION:

Leicester School

70 WINSLOW AVE.
LEICESTER MA 01524

PROJECT #: 201601510015
PROJECT ISSUE DATE: 02/13/20
PROJECT STATUS: Schematic Design

SHEET NAME:

TELECOM DISTRIBUTION RISER

DRAWING HISTORY:

NO.	DATE	DESCRIPTION

SHEET #:

E8.1

C:\Users\jbustosdeharo\Documents\Wings Scheme - K-8_(Central)_ARC19_v10_jbustosdeharoMWEJT.rvt
11/20/2019 2:25:56 PM

GENERAL NOTES:

1. RISER DIAGRAMS ARE FOR REFERENCES ONLY. THE ELECTRICAL CONTRACTOR SHALL USE THE RISER DIAGRAM AND CABLING SCHEME PROVIDED BY THE MANUFACTURER. THE SYSTEM VENDOR SHALL PREPARE RISER DIAGRAM FOR A FULLY FUNCTIONAL SYSTEM.
2. ALL FIRE ALARM SYSTEM WIRING SHALL COMPLY WITH THE NATIONAL ELECTRICAL CODE, APPLICABLE STATE AND LOCAL FIRE AND SAFETY CODES, AS WELL AS BEING COORDINATED WITH THE LOCAL AUTHORITY HAVING JURISDICTION.
3. PROVIDE ISOLATOR BASES IN SMOKE DETECTORS FOR EVERY 25 ADDRESSABLE DEVICES.
4. BATTERIES TO BE SIZED FOR 60 HOURS STANDBY, 15 MINUTE ALARM AND 20% SPARE CAPACITY.

FIRE ALARM RISER DIAGRAM

NTS

C:\Users\jbustosdeharo\Documents\Wings Scheme - K-8_(Central)_ARC19_v10_jbustosdeharoMWEJT.rvt
11/20/2019 2:25:56 PM

Finegold Alexander Architects

PROJECT TEAM:

OWNER:
Leicester Public School

Structural Engineer
RSE Associates, Inc.
63 Pleasant St. Ste. 200
Watertown, MA 02472
T: 617.926.9300

MPFP Engineer
BLW Engineers, Inc.
311 Great Road, Post Office Box 1551
Littleton, MA 01460
T: 978.486.4301

Landscape Architect
Warner Larson Landscape Architects
130 West Broadway
Boston, MA 02127
T: 617.464.1440

Electrical Engineer
ART Engineering
38 Front St. Flr 3
Worcester, MA 01608
T: 508.797.7071

Civil Engineer
Nitsch Engineering
2 Center Plaza, Suite 430
Boston, MA 02108
T: 617.338.0063

Geotechnical Engineer
McPhail Associates, LLC
2269 Massachusetts Ave.
Cambridge, MA 02140
T: 617.868.1420

Code Consultant
Jensen Hughes
1 Lincoln St.
Boston, MA 02111
T: 508.538.9409

Kitchen Consultant
Crabtree McGrath Associates, Inc.
161 West Main Street
Georgetown, MA 01833
T: 978.352.8500

Owners Project Manager
NV5
70 Fargo Street, Suite 800
Boston, MA 02210

KEY PLAN:

NORTH

SEAL:

PRELIMINARY NOT FOR CONSTRUCTION

PROJECT INFORMATION:

Leicester School

70 WINSLOW AVE.
LEICESTER MA 01524

PROJECT #: 201601510015
PROJECT ISSUE DATE: 02/13/20
PROJECT STATUS: Schematic Design

SHEET NAME:
FIRE ALARM RISER

DRAWING HISTORY:

NO.	DATE	DESCRIPTION

SHEET #: **E8.2A**

NOTES:

CABLES MUST BE SUPPORTED AT LEAST EVERY 4 FT WITH APPROVED MOUNTING HARDWARE.

RISER DIAGRAMS ARE FOR REFERENCES ONLY. THE ELECTRICAL CONTRACTOR SHALL USE THE RISER DIAGRAM AND CABLING SCHEME PROVIDED BY THE MANUFACTURER.

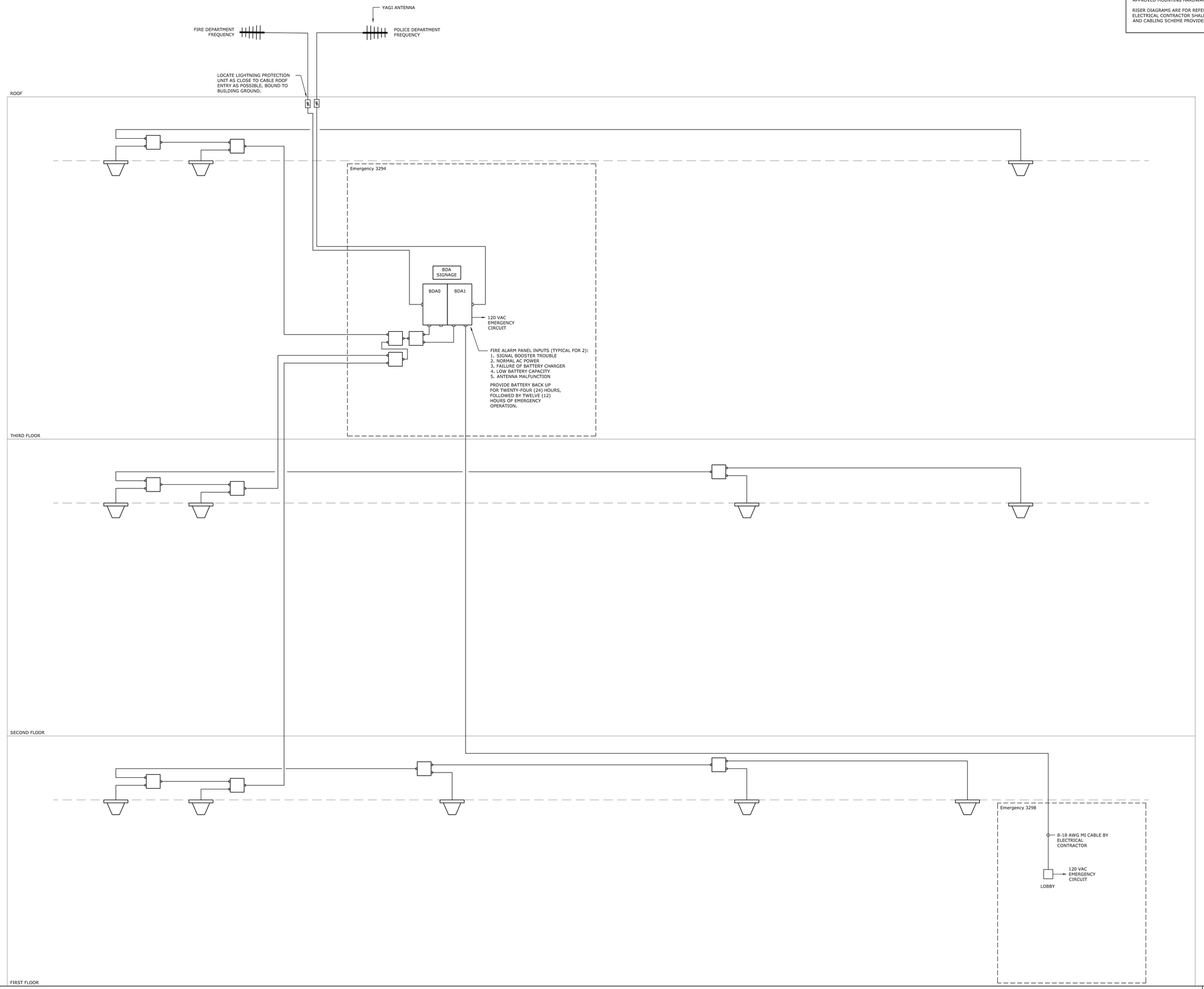

DAS SYSTEM RISER DIAGRAM

NTS

C:\Users\jbustosdeharo\Documents\Wings Scheme - K-8_(Central)_ARC19_v10_jbustosdeharoMWEJT.rvt
11/20/2019 2:25:56 PM

Finegold Alexander Architects

PROJECT TEAM:

OWNER:
Leicester Public School

Structural Engineer
RSE Associates, Inc.
63 Pleasant St. Ste. 200
Watertown, MA 02472
T: 617.926.9300

MPFP Engineer
BLW Engineers, Inc.
311 Great Road, Post Office Box 1551
Littleton, MA 01460
T: 978.486.4301

Landscape Architect
Warner Larson Landscape Architects
130 West Broadway
Boston, MA 02127
T: 617.464.1440

Electrical Engineer
ART Engineering
38 Front St. Flr 3
Worcester, MA 01608
T: 508.797.7071

Civil Engineer
Nitsch Engineering
2 Center Plaza, Suite 430
Boston, MA 02108
T: 617.338.0063

Geotechnical Engineer
McPhail Associates, LLC
2269 Massachusetts Ave.
Cambridge, MA 02140
T: 617.868.1420

Code Consultant
Jensen Hughes
1 Lincoln St.
Boston, MA 02111
T: 508.538.9409

Kitchen Consultant
Crabtree McGrath Associates, Inc.
161 West Main Street
Georgetown, MA 01833
T: 978.352.8500

Owners Project Manager
NV5
70 Fargo Street, Suite 800
Boston, MA 02210

KEY PLAN:

NORTH

SEAL:

PRELIMINARY NOT FOR CONSTRUCTION

PROJECT INFORMATION:

Leicester School

70 WINSLOW AVE.
LEICESTER MA 01524

PROJECT #: 201601510015
PROJECT ISSUE DATE: 02/13/20
PROJECT STATUS: Schematic Design

SHEET NAME:
DAS RISER

DRAWING HISTORY:

NO.	DATE	DESCRIPTION

SHEET #:
E8.2B

NOTES:

CABLES MUST BE SUPPORTED AT LEAST EVERY 4 FT WITH APPROVED MOUNTING HARDWARE.

RISER DIAGRAMS ARE FOR REFERENCES ONLY. THE ELECTRICAL CONTRACTOR SHALL USE THE RISER DIAGRAM AND CABLING SCHEME PROVIDED BY THE MANUFACTURER.

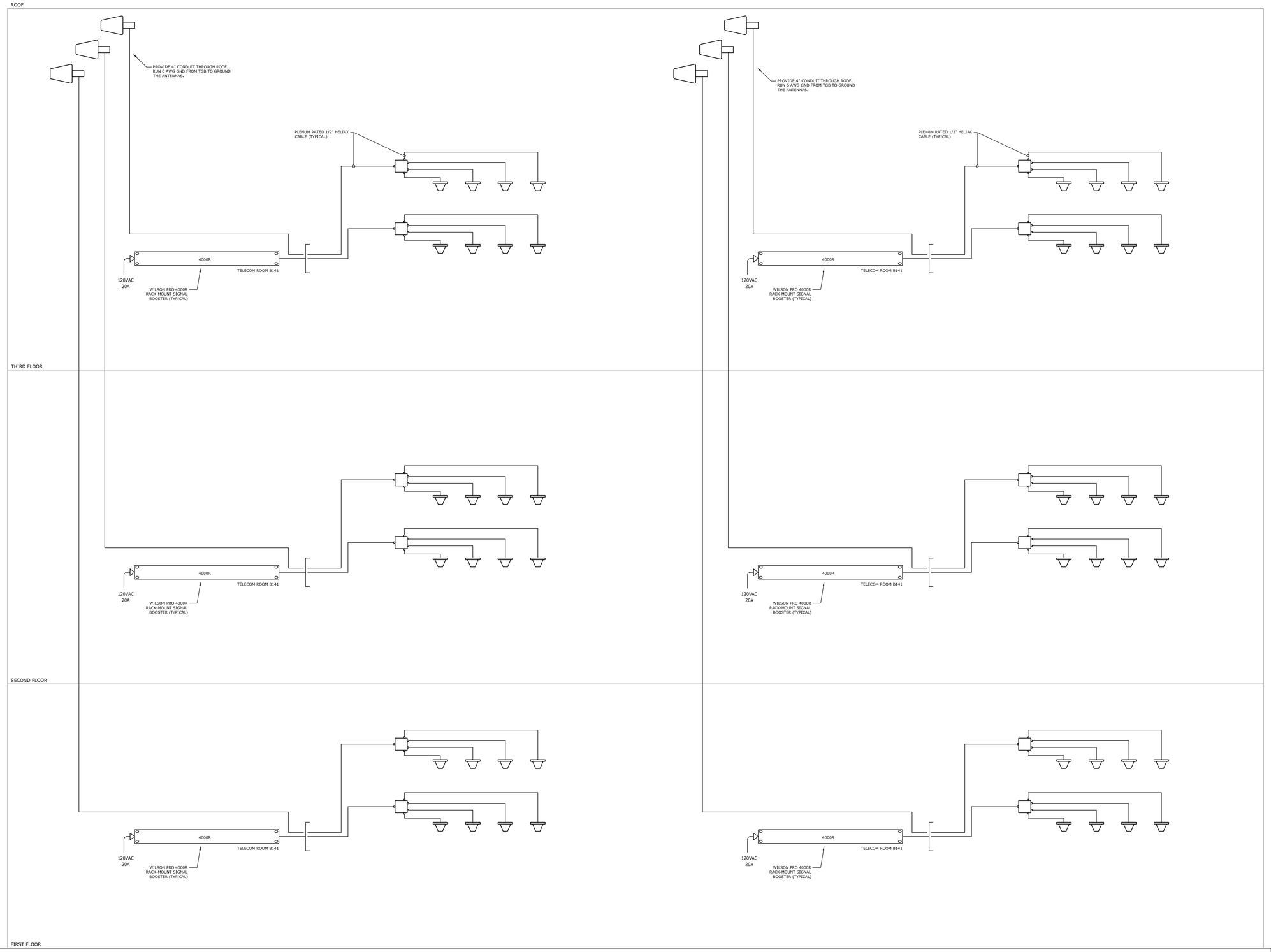

IN-BUILDING CELLULAR AMPLIFICATION SYSTEM RISER DIAGRAM

NTS

C:\Users\jbustosdeharo\Documents\Wings Scheme - K-8_(Central)_ARC19_v10_jbustosdeharoMWEJT.rvt
11/20/2019 2:25:56 PM

Finegold Alexander Architects

PROJECT TEAM:

OWNER:
Leicester Public School

Structural Engineer
RSE Associates, Inc.
63 Pleasant St. Ste. 200
Watertown, MA 02472
T: 617.926.9300

MPFP Engineer
BLW Engineers, Inc.
311 Great Road, Post Office Box 1551
Littleton, MA 01460
T: 978.486.4301

Landscape Architect
Warner Larson Landscape Architects
130 West Broadway
Boston, MA 02127
T: 617.464.1440

Electrical Engineer
ART Engineering
38 Front St. Flr 3
Worcester, MA 01608
T: 508.797.7071

Civil Engineer
Nitsch Engineering
2 Center Plaza, Suite 430
Boston, MA 02108
T: 617.338.0063

Geotechnical Engineer
McPhail Associates, LLC
2269 Massachusetts Ave.
Cambridge, MA 02140
T: 617.868.1420

Code Consultant
Jensen Hughes
1 Lincoln St.
Boston, MA 02111
T: 508.538.9409

Kitchen Consultant
Crabtree McGrath Associates, Inc.
161 West Main Street
Georgetown, MA 01833
T: 978.352.8500

Owners Project Manager
NV5
70 Fargo Street, Suite 800
Boston, MA 02210

KEY PLAN:

NORTH

SEAL:

PRELIMINARY NOT FOR CONSTRUCTION

PROJECT INFORMATION:

Leicester School

70 WINSLOW AVE.
LEICESTER MA 01524

PROJECT #: 201601510015
PROJECT ISSUE DATE: 02/13/20
PROJECT STATUS: Schematic Design

SHEET NAME:

CELLULAR AMPLIFICATION RISER

DRAWING HISTORY:

NO.	DATE	DESCRIPTION

SHEET #:

E8.2C

NOTES:

1. LIGHTING CONTROL BASIS OF DESIGN BY COOPER (ILLUMIN).
2. LIGHTING CONTROL SYSTEM SHALL BE BY COOPER, LUTRON, SYLVANIA OR APPROVED EQUAL.
3. ALL DALI DEVICES (I.E. RELAYS AND LED DRIVERS) SHARING THE SAME DALI BUS ARE TO BE CONNECTED IN PARALLEL TO TWO (2) CONTROL WIRES WITH MINIMUM #16 AWG, AND THE TOTAL WIRE LENGTH PER BUS MUST NOT EXCEED 300m. THE TWO WIRES ARE POLARITY-FREE AND MAY BE RUN IN FREE AIR OR IN THE SAME CONDUIT AS THE LIGHTING CIRCUIT CONDUCTORS IF THEY ARE INSULATED FOR AT LEAST THE SAME VOLTAGE AS THAT OF THE CONDUCTORS WITH THE HIGHEST VOLTAGE RATING. CONTRACTOR IS RESPONSIBLE TO ENSURE INSTALLATION MEETS ALL LOCAL ELECTRICAL CODES.
4. CONTRACTOR TO WIRE LIGHTING CIRCUITS TO ACCOMMODATE DIFFERENT GROUPS OF LIGHTS CONTROLLED BY VARIOUS TYPES OF DALI DEVICES. THAT IS, A LIGHTING CIRCUIT MUST BE SPLIT UP INTO MULTIPLE BRANCHES IF IT IS FEEDING A COMBINATION OF DALI BALLASTS AND RELAY MODULES. REFER TO "DEVICE WIRING DIAGRAMS" PROVIDED BY LIGHTING CONTROLS MANUFACTURER FOR WIRING CONNECTION OF EACH DEVICE
5. RISER DIAGRAMS ARE FOR REFERENCES ONLY. THE ELECTRICAL CONTRACTOR SHALL USE THE RISER DIAGRAM AND CABLING SCHEME PROVIDED BY THE MANUFACTURER, THE SYSTEM VENDOR SHALL PREPARE RISER DIAGRAM FOR A FULLY FUNCTIONAL SYSTEM.

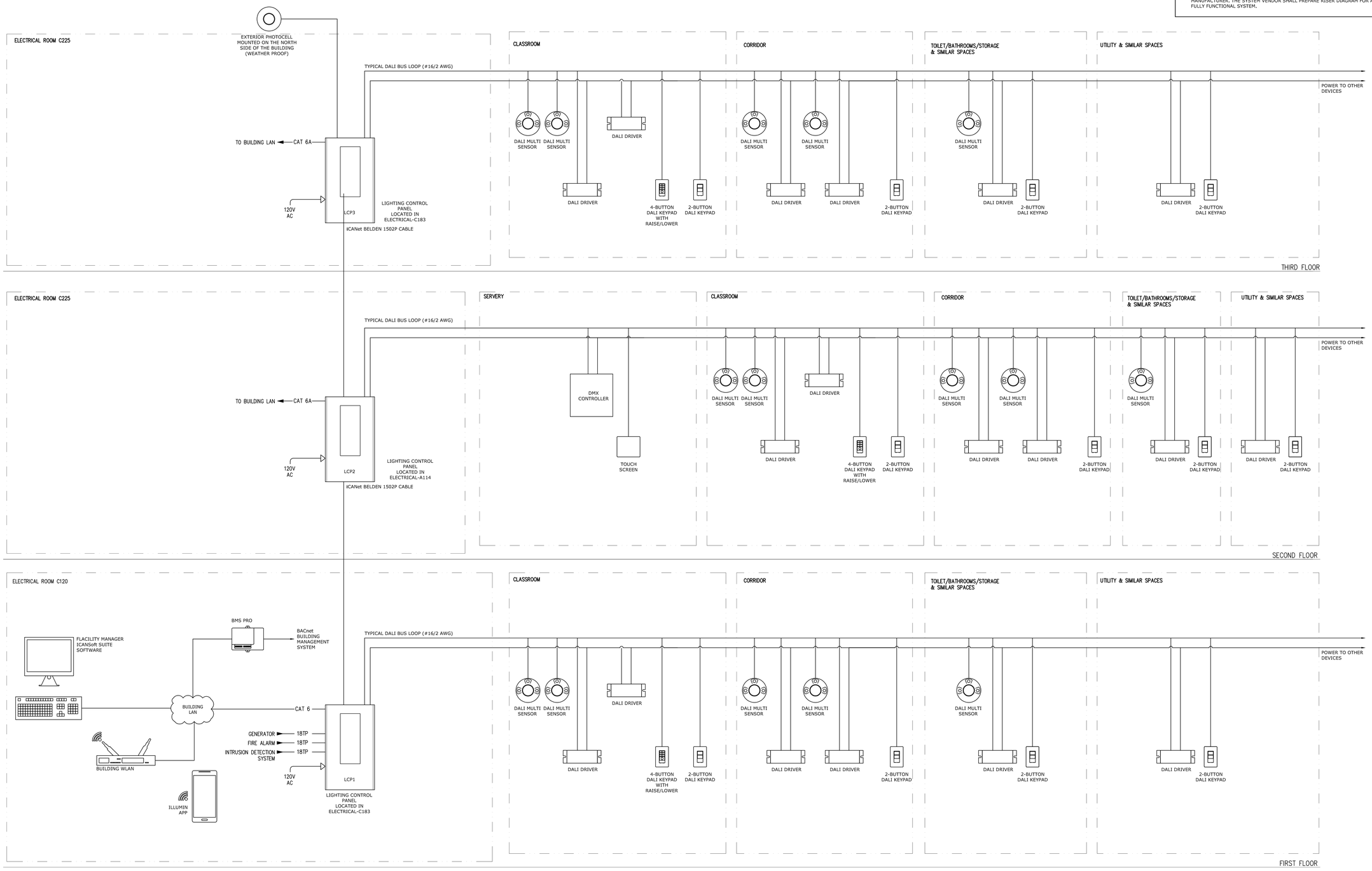

TYPICAL LIGHTING CONTROL SYSTEM RISER DIAGRAM

NTS

C:\Users\jbustosdeharo\Documents\Wings Scheme - K-8_(Central)_ARC19_v10_jbustosdeharoMWEJT.rvt
11/20/2019 2:25:56 PM

Finegold Alexander Architects

PROJECT TEAM:

OWNER:
Leicester Public School

Structural Engineer
RSE Associates, Inc.
63 Pleasant St. Ste. 200
Watertown, MA 02472
T: 617.926.9300

MPFP Engineer
BLW Engineers, Inc.
311 Great Road, Post Office Box 1551
Littleton, MA 01460
T: 978.486.4301

Landscape Architect
Warner Larson Landscape Architects
130 West Broadway
Boston, MA 02127
T: 617.464.1440

Electrical Engineer
ART Engineering
38 Front St. Fl 3
Worcester, MA 01608
T: 508.797.7071

Civil Engineer
Nitsch Engineering
2 Center Plaza, Suite 430
Boston, MA 02108
T: 617.338.0063

Geotechnical Engineer
McPhail Associates, LLC
2269 Massachusetts Ave.
Cambridge, MA 02140
T: 617.868.1420

Code Consultant
Jensen Hughes
1 Lincoln St.
Boston, MA 02111
T: 508.538.9409

Kitchen Consultant
Crabtree McGrath Associates, Inc.
161 West Main Street
Georgetown, MA 01833
T: 978.352.8500

Owners Project Manager
NV5
70 Fargo Street, Suite 800
Boston, MA 02210

KEY PLAN:

NORTH

SEAL:

PRELIMINARY NOT FOR CONSTRUCTION

PROJECT INFORMATION:

Leicester School

70 WINSLOW AVE.
LEICESTER MA 01524

PROJECT #: 201601510015
PROJECT ISSUE DATE: 02/13/20
PROJECT STATUS: Schematic Design

SHEET NAME:

LIGHTING CONTROL SYSTEM RISER

DRAWING HISTORY:

NO.	DATE	DESCRIPTION

SHEET #:

E8.3A

NOTES

1. EACH DALI BUS REQUIRES TWO (2) #16 AWG WIRES MINIMUM. EACH PAIR OF DALI WIRES CAN BE RUN IN FREE AIR OR IN THE SAME POWER CONDUIT AS THE LIGHTING BRANCH CIRCUIT CONDUCTORS IF THE WIRES ARE INSULATED FOR AT LEAST THE SAME VOLTAGE AS THAT OF THE CIRCUIT HAVING THE HIGHEST VOLTAGE. CONTRACTOR IS RESPONSIBLE TO ENSURE INSTALLATION MEETS ALL LOCAL ELECTRICAL CODES.
2. EACH DALI BUS MUST NOT EXCEED A MAXIMUM DISTANCE OF 300 METERS BETWEEN THE FURTHEST DALI DEVICE AND THE DESIGNATED LIGHTING CONTROL PANEL (LCP).
3. EACH DALI BUS CAN HAVE A MAXIMUM OF SIXTY FOUR (64) DALI DEVICESM WHICH CAN BE CONNECTED IN PARALLEL BUS CONFIGURATION. CONTRACTOR TO FOLLOW DALI BUS DESIGN PROVIDED ON THE LIGHTING CONTROL LAYOUT(S).
4. CONTRACTOR TO TERMINATE ALL DALI BUS WIRES AT A DESIGNATED LCP ACCORDING TO THE "LCP SCHEDULE(S)" PROVIDED.
5. IT IS BEST PRACTICE TO GROUND ALL JUNCTION BOXES IN WHICH DALI WALL STATIONS ARE INSTALLED.
6. ALL DALI WALL STATIONS MUST BE INSTALLED IN ACCORDANCE WITH LOCAL AND NATIONAL ELECTRICAL CODES.
7. ALL SWITCH BUTTONS SHALL BE ENGRAVED AS DENOTED ON THE DRAWINGS. STICK ON LABELS SHALL NOT BE ACCEPTABLE. ALL FACEPLATES SHALL BE STAINLESS STEEL.

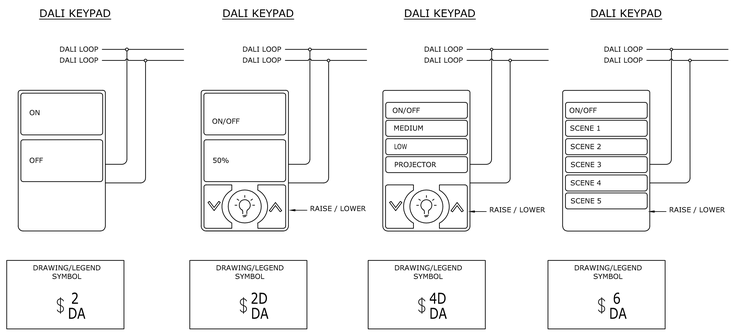

1 NETWORK LIGHTING CONTROL (DALI) SWITCH DETAILS — NTS

NOTES

1. EACH DALI BUS REQUIRES TWO (2) #16 AWG WIRES MINIMUM. EACH PAIR OF DALI WIRES CAN BE RUN IN FREE AIR OR IN THE SAME POWER CONDUIT AS THE LIGHTING BRANCH CIRCUIT CONDUCTORS IF THE WIRES ARE INSULATED FOR AT LEAST THE SAME VOLTAGE AS THAT OF THE CIRCUIT HAVING THE HIGHEST VOLTAGE. CONTRACTOR IS RESPONSIBLE TO ENSURE INSTALLATION MEETS ALL LOCAL ELECTRICAL CODES.
2. EACH DALI BUS MUST NOT EXCEED A MAXIMUM DISTANCE OF 300 METERS BETWEEN THE FURTHEST DALI DEVICE AND THE DESIGNATED LIGHTING CONTROL PANEL (LCP).
3. EACH DALI BUS CAN HAVE A MAXIMUM OF SIXTY FOUR (64) DALI DEVICES, WHICH CAN BE CONNECTED IN PARALLEL BUS CONFIGURATION. CONTRACTOR TO FOLLOW DALI BUS DESIGN PROVIDED ON THE LIGHTING PLAN(S).
4. CONTRACTOR TO TERMINATE ALL DALI BUS WIRES AT A DESIGNATED LCP ACCORDING TO THE "LCP SCHEDULE(S)" PROVIDED.
5. FOR A LIGHTING CIRCUIT FEEDING A COMBINATION OF DALI BALLASTS, FIELD RELAYS, DAC AND DIMMING MODULES, MAKE SURE TO SPLIT UP THE CIRCUIT INTO DIFFERENT BRANCHES FOR EACH FIELD RELAY AS SPECIFIED ON THE LIGHTING PLAN(S).

KEYED NOTES

① NEUTRAL AND GROUND WIRES ARE NOT REQUIRED FOR EACH FIELD RELAY.

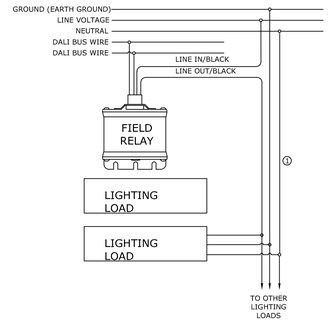

2 DALI FIELD RELAY — NTS

SIDELIGHT APPLICATIONS

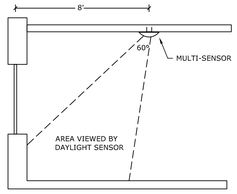

SKYLIGHT APPLICATIONS

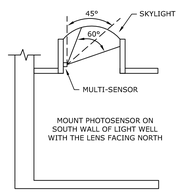

- MOUNT THE DAYLIGHT SENSOR ONE TO TWO TIMES THE WINDOW HEIGHT FROM THE WINDOW WALL.
- POSITION THE SENSOR SO ITS ARROW IS POINTED TOWARD THE NEAREST WINDOW.
- ENSURE THE DAYLIGHT SENSOR IS NOT OBSTRUCTED OR LOOKING DIRECTLY AT ELECTRIC LIGHT.
- FOR NARROW SPACES MOUNT THE DAYLIGHT SENSOR NEAR THE WINDOW FACING INTO THE SPACE.

3 TYPICAL DAYLIGHT SENSOR MOUNTING DETAIL — NTS

KEYED NOTES

① DALI COMMUNICATION FOR EACH DALI DRIVER NOTES TWO (2) #16 AWG MINIMUM. DALI COMMUNICATION WIRES ARE POLARITY INSENSITIVE.

NOTES

1. EACH PAIR OF DALI COMMUNICATION WIRES CAN BE RUN IN FREE AIR OR IN THE SAME POWER CONDUIT AS THE LIGHTING BRANCH CIRCUIT CONDUCTORS IF THE WIRES ARE INSULATED FOR AT LEAST THE SAME VOLTAGE AS THAT OF THE CIRCUIT HAVING THE HIGHEST VOLTAGE.
2. CONTRACTOR TO TERMINATE THE TWO WIRES FROM ALL DALI DIMMING BUSES AT DESIGNATED LCP ACCORDING TO THE "LCP SCHDULE(S)" PROVIDED.

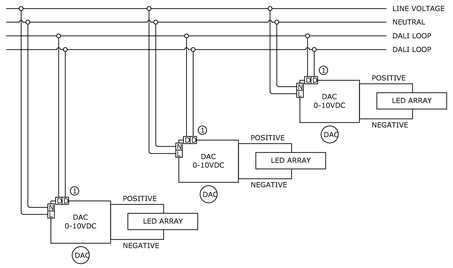

4 TYPICAL WIRING FOR 0-10V DC DIMMING — NTS

NOTES

1. EACH DALI BUS REQUIRES TWO (2) #16 AWG WIRES MINIMUM. EACH PAIR OF DALI WIRES CAN BE RUN IN FREE AIR OR IN THE SAME POWER CONDUIT AS THE LIGHTING BRANCH CIRCUIT CONDUCTORS IF THE WIRES ARE INSULATED FOR AT LEAST THE SAME VOLTAGE AS THAT OF THE CIRCUIT HAVING THE HIGHEST VOLTAGE. CONTRACTOR IS RESPONSIBLE TO ENSURE INSTALLATION MEETS ALL LOCAL ELECTRICAL CODES.
2. EACH DALI BUS MUST NOT EXCEED A MAXIMUM DISTANCE OF 300 METERS BETWEEN THE FURTHEST DALI DEVICE AND THE DESIGNATED LIGHTING CONTROL PANEL (LCP).
3. EACH DALI BUS CAN HAVE A MAXIMUM OF SIXTY FOUR (64) DALI DEVICES, WHICH CAN BE CONNECTED IN PARALLEL BUS CONFIGURATION. CONTRACTOR TO FOLLOW DALI BUS DESIGN PROVIDED ON THE LIGHTING PLAN(S).
4. CONTRACTOR TO TERMINATE ALL DALI BUS WIRES AT A DESIGNATED LCP ACCORDING TO THE "LCP SCHEDULE(S)" PROVIDED.

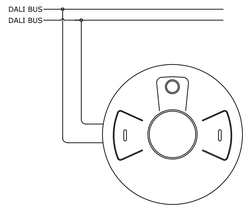

5 DALI MULTI-TECH SENSOR — NTS

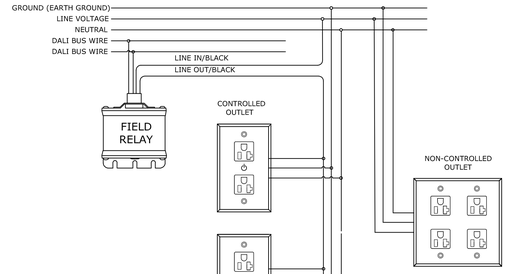

6 CONTROLLED RECEPTACLE WIRING DETAIL — NTS

NOTES

1. ENERGY MANAGEMENT SERVER AND ROUTER SHALL BE LOCATED IN AN ELECTRICAL CLOSET OR OTHER SUITABLE LOCATION AND POWERED BY 120V ONLY.
2. ROUTER POWERS GATEWAYS WITH POE (POWERED-OVER-ETHERNET) AND CONNECTS THEM TO THE LUMAWATT ENERGY MANAGEMENT SERVER. ROUTER CAN SUPPORT UP TO EIGHT (8) GATEWAYS.
3. GATEWAY(S) SHALL BE LOCATED ON EXTERIOR OF BUILDING AND MOUNTED AT TOP OF WALL IN LINE OF SIGHT OF LUMINAIRE SENSOR. SENSOR MUST BE WITHIN THREE HUNDRED (300) FEET OF GATEWAY FOR PROPER WIRELESS CONNECTION.
4. LUMINAIRE SENSORS SHALL BE INSTALLED BY MANUFACTURER ON ALL EXTERIOR POLE MOUNTED LIGHT FIXTURES.
5. ENERGY MANAGER AND ROUTER ARE TO BE INSTALLED IN ENCLOSURE (ENCR3) MEASURING 16" X 6" X 20", AND MOUNTED IN ELECTRICAL ROOM A120.1 3' IN FRONT OF PANEL HP1B. DEDICATED DUPLEX RECEPTACLE SHALL ALSO BE INSTALLED IN ENCLOSURE.

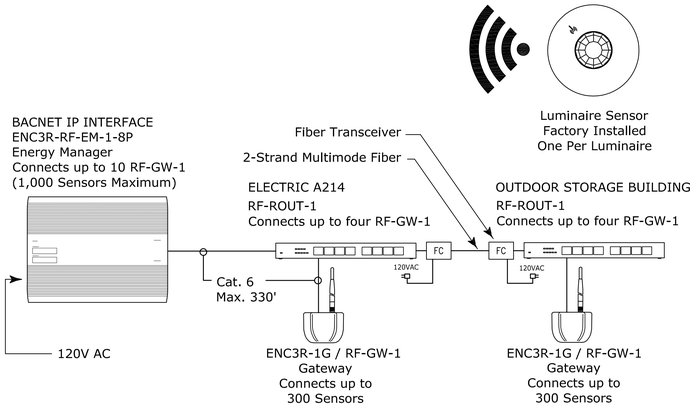

7 LUMAWATT LIGHTING CONTROL SYSTEM RISER — NTS

Energy Management Server (RF-EM-1)

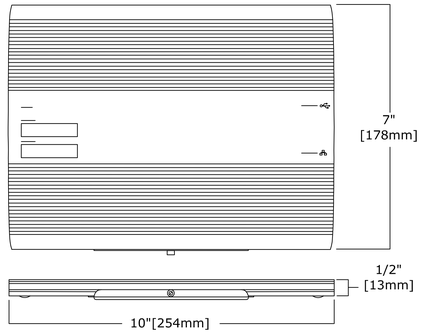

Router (RF-ROUT-1)

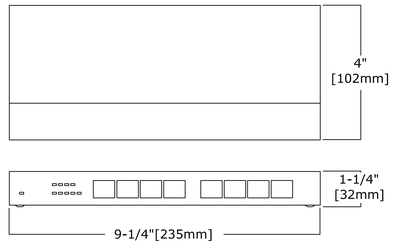

Gateway (RF-GW-1)

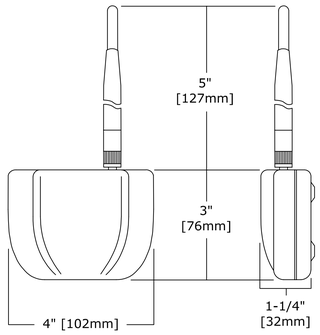

LUMINAIRE SENSOR

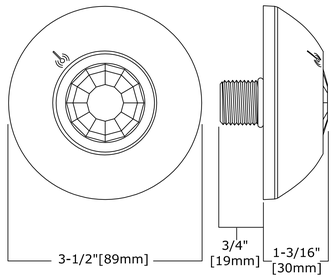

8 LUMAWATT COMPONENTS DETAIL - CONTROLS FOR EXTERIOR POLE MOUNTED FIXTURES — NTS

Finegold Alexander Architects

PROJECT TEAM:

OWNER:
Leicester Public School

Structural Engineer
RSE Associates, Inc.
63 Pleasant St. Ste. 200
Watertown, MA 02472
T: 617.926.9300

MPFP Engineer
BLW Engineers, Inc.
311 Great Road, Post Office Box 1551
Littleton, MA 01460
T: 978.486.4301

Landscape Architect
Warner Larson Landscape Architects
130 West Broadway
Boston, MA 02127
T: 617.464.1440

Electrical Engineer
ART Engineering
38 Front St. Flr 3
Worcester, MA 01608
T: 508.797.7071

Civil Engineer
Nitsch Engineering
2 Center Plaza, Suite 430
Boston, MA 02108
T: 617.338.0063

Geotechnical Engineer
McPhail Associates, LLC
2269 Massachusetts Ave.
Cambridge, MA 02140
T: 617.868.1420

Code Consultant
Jensen Hughes
1 Lincoln St.
Boston, MA 02111
T: 508.538.9409

Kitchen Consultant
Crabtree McGrath Associates, Inc.
161 West Main Street
Georgetown, MA 01833
T: 978.352.8500

Owners Project Manager
NV5
70 Fargo Street, Suite 800
Boston, MA 02210

KEY PLAN:

NORTH

SEAL:

PRELIMINARY NOT FOR CONSTRUCTION

PROJECT INFORMATION:

Leicester School

70 WINSLOW AVE.
LEICESTER MA 01524

PROJECT #: 201601510015
PROJECT ISSUE DATE: 02/13/20
PROJECT STATUS: Schematic Design

SHEET NAME:

LIGHTING CONTROL SYSTEM DETAILS

DRAWING HISTORY:

NO.	DATE	DESCRIPTION

SHEET #:

E8.3B

C:\Users\jbustosdeharo\Documents\Wings Scheme - K-8_(Central)_ARC19_v10_jbustosdeharoMWEJT.rvt
11/20/2019 2:25:56 PM

LEGEND

SYM.	DESCRIPTION	WIRE TYPE:
AM	EXTERNAL CONTACT INPUT MODULE	#18/2
CR	CARD READER	#22/6S
C	DOOR CONTACT	#18/2
C OH	DOOR CONTACT – OVERHEAD DOOR	#18/2
EL	ELEC. DOOR LATCH	#16/2
HC	DOOR OPERATOR PUSHBUTTON STATION	#18/2
KP	INTRUSION SYSTEM KEYPAD	#18/4 COMBUS
MS	INTRUSION PIR MOTION SENSOR	#18/2
MS LR	INTRUSION PIR MOTION SENSOR – LONG RANGE	#18/2
PN	PANIC BUTTON	#18/2
RX	DOOR EXIT DEVICE	#18/2
SN	SIREN	#18/2
VES	DOOR INTERCOM VIDEO ENTRANCE STATION	CAT. 6
VMS	DOOR INTERCOM VIDEO MASTER STATION	CAT. 6
	RELAY OUTPUT FROM ACCESS CONTROL SYS	#16/2

NOTES:

1. RISER DIAGRAMS ARE FOR REFERENCES ONLY. THE ELECTRICAL CONTRACTOR SHALL USE THE RISER DIAGRAM AND CABLING SCHEME PROVIDED BY THE MANUFACTURER. THE SYSTEM VENDOR SHALL PREPARE RISER DIAGRAM FOR A FULLY FUNCTIONAL SYSTEM.
2. PROVIDE NORMALLY OPEN RELAYS FOR INTEGRATION OF DOOR OPERATORS WITH ACCESS CONTROL SYSTEM.
3. ALL WIRING SHALL BE PLENUM RATED.

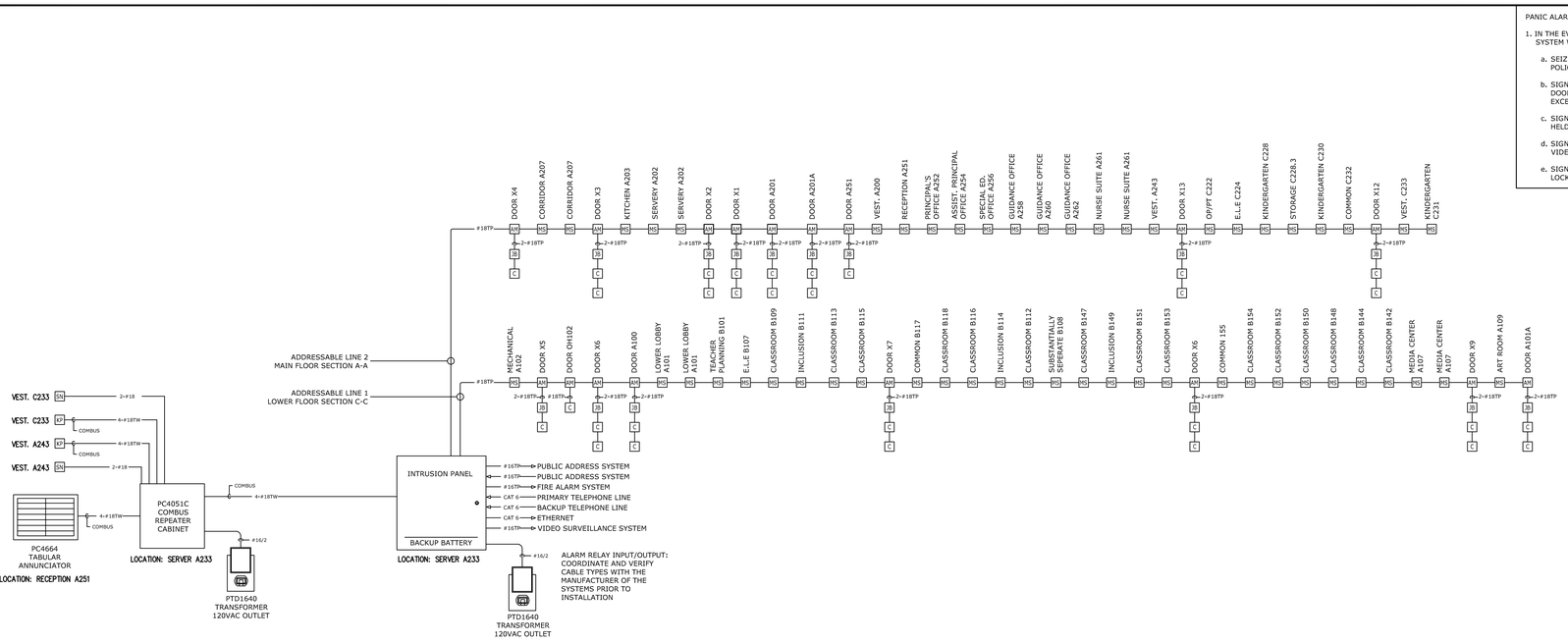

PANIC ALARM SEQUENCE OF OPERATION:

1. IN THE EVENT OF A PANIC ALARM THE INTRUSION DETECTION SYSTEM WILL:
   a. SEIZE THE PHONE LINE AND PLACE A CALL TO THE POLICE/MONITORING STATION WITH A "LOCKDOWN" ALARM.
   b. SIGNAL TO THE ACCESS CONTROL SYSTEM TO LOCK ALL DOORS WITH ELECTRIFIED LOCKS AND DISABLE KEY FOBS EXCEPT ONES DESIGNATED BY THE OWNER.
   c. SIGNAL TO THE FIRE ALARM SYSTEM TO RELEASE ALL DOORS HELD OPEN BY MAGNETIC DOOR HOLDERS.
   d. SIGNAL TO THE VIDEO SURVEILLANCE SYSTEM TO RECORD VIDEO ON ALL CAMERAS AT HIGH RESOLUTION.
   e. SIGNAL TO THE PUBLIC ADDRESS SYSTEM TO ISSUE A LOCKDOWN EMERGENCY MESSAGE OVER THE SPEAKERS

THIRD FLOOR PART A | THIRD FLOOR PART A | THIRD FLOOR PART C | THIRD FLOOR PART B

SECOND FLOOR PART A | SECOND FLOOR PART D | SECOND FLOOR PART C | SECOND FLOOR PART B

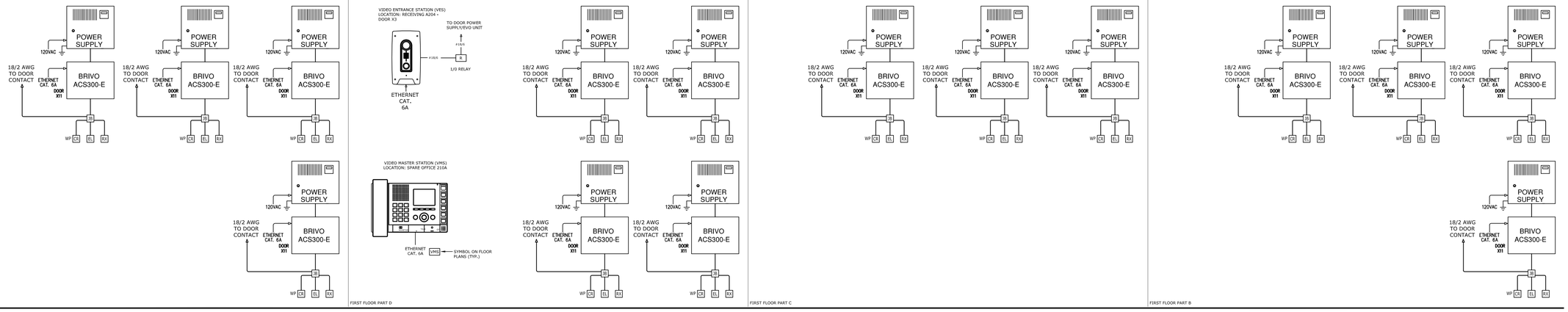

FIRST FLOOR PART A | FIRST FLOOR PART D | FIRST FLOOR PART C | FIRST FLOOR PART B

C:\Users\jbustosdeharo\Documents\Wings Scheme - K-8_(Central)_ARC19_v10_jbustosdeharoMWEJT.rvt
11/20/2019 2:25:56 PM

Finegold Alexander Architects

PROJECT TEAM:

OWNER:
Leicester Public School

Structural Engineer
RSE Associates, Inc.
63 Pleasant St. Ste. 200
Watertown, MA 02472
T: 617.926.9300

MPFP Engineer
BLW Engineers, Inc.
311 Great Road, Post Office Box 1551
Littleton, MA 01460
T: 978.486.4301

Landscape Architect
Warner Larson Landscape Architects
130 West Broadway
Boston, MA 02127
T: 617.464.1440

Electrical Engineer
ART Engineering
38 Front St. Flr 3
Worcester, MA 01608
T: 508.797.7071

Civil Engineer
Nitsch Engineering
2 Center Plaza, Suite 430
Boston, MA 02108
T: 617.338.0063

Geotechnical Engineer
McPhail Associates, LLC
2269 Massachusetts Ave.
Cambridge, MA 02140
T: 617.868.1420

Code Consultant
Jensen Hughes
1 Lincoln St.
Boston, MA 02111
T: 508.538.9409

Kitchen Consultant
Crabtree McGrath Associates, Inc.
161 West Main Street
Georgetown, MA 01833
T: 978.352.8500

Owners Project Manager
NV5
70 Fargo Street, Suite 800
Boston, MA 02210

KEY PLAN:

NORTH

SEAL:

PRELIMINARY NOT FOR CONSTRUCTION

PROJECT INFORMATION:

Leicester School

70 WINSLOW AVE.
LEICESTER MA 01524

PROJECT #: 201601510015
PROJECT ISSUE DATE: 02/13/20
PROJECT STATUS: Schematic Design

SHEET NAME:

ACCESS CONTROL SYSTEM RISER

DRAWING HISTORY:

NO.	DATE	DESCRIPTION

SHEET #:

E8.4A

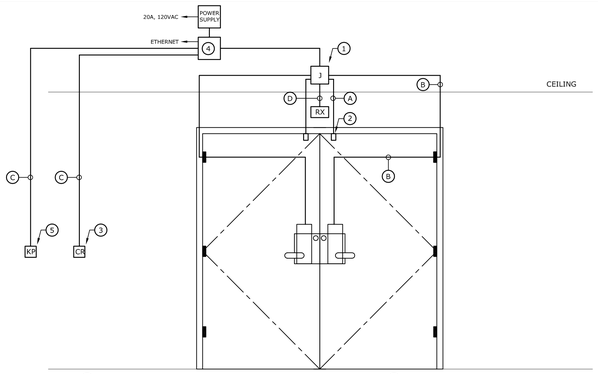

1. JUNCTION BOX FURNISHED AND INSTALLED BY ELECTRICAL CONTRACTOR. INSTALL ABOVE ACCESSIBLE CEILING.
2. DOOR CONTACTS FURNISHED AND INSTALLED BY ELECTRICAL CONTRACTOR.
3. CARD READER AND BACKBOX FURNISHED AND INSTALLED BY ELECTRICAL CONTRACTOR.
4. ACCESS CONTROL PANEL.
5. KEYPAD.

A. 22/2 AWG FOR DOOR CONTACT
B. 18/4 AWG FOR DOOR LOCK
C. 22/6 AWG SHIELDED FOR CARD ACCESS/KEYPAD
D. 22/4 AWG FOR REQUEST TO EXIT
E. 18/4 AWG FOR DOOR ACTUATOR

NOTE:
ALL WIRING SHALL BE INSTALLED CONCEALED IN 3/4" EMT OR FLEXIBLE METAL CONDUIT BY ELECTRICAL CONTRACTOR.

1 DETAIL - CR, KP, C, RX, NETWORK CONTROLLER, EL NTS

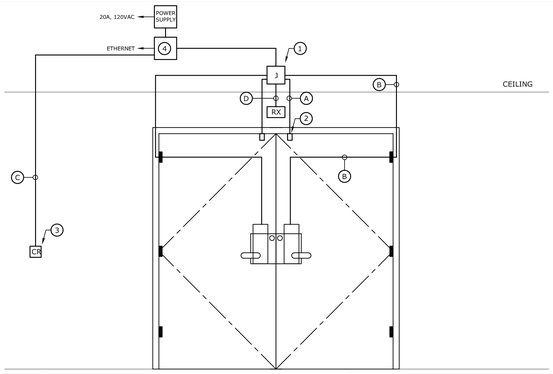

1. JUNCTION BOX FURNISHED AND INSTALLED BY ELECTRICAL CONTRACTOR. INSTALL ABOVE ACCESSIBLE CEILING.
2. DOOR CONTACTS FURNISHED AND INSTALLED BY ELECTRICAL CONTRACTOR.
3. CARD READER AND BACKBOX FURNISHED AND INSTALLED BY ELECTRICAL CONTRACTOR.
4. ACCESS CONTROL PANEL.

A. 22/2 AWG FOR DOOR CONTACT
B. 18/4 AWG FOR DOOR LOCK
C. 22/6 AWG SHIELDED FOR CARD ACCESS
D. 22/4 AWG FOR REQUEST TO EXIT
E. 18/4 AWG FOR DOOR ACTUATOR

NOTE:
ALL WIRING SHALL BE INSTALLED CONCEALED IN 3/4" EMT OR FLEXIBLE METAL CONDUIT BY ELECTRICAL CONTRACTOR.

2 DETAIL - CR, C, RX, NETWORK CONTROLLER, EL NTS

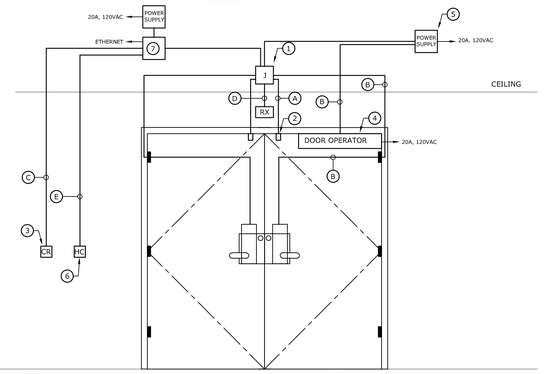

1. JUNCTION BOX FURNISHED AND INSTALLED BY ELECTRICAL CONTRACTOR. INSTALL ABOVE ACCESSIBLE CEILING.
2. DOOR CONTACTS FURNISHED AND INSTALLED BY ELECTRICAL CONTRACTOR.
3. CARD READER AND BACKBOX FURNISHED AND INSTALLED BY ELECTRICAL CONTRACTOR.
4. DOOR OPERATOR FURNISHED BY DOOR HARDWARE VENDOR, INSTALLED BY ELECTRICAL CONTRACTOR.
5. DOOR OPERATOR POWER SUPPLY FURNISHED BY DOOR HARDWARE VENDOR, INSTALLED BY ELECTRICAL CONTRACTOR.
6. AUTO DOOR ACTUATOR (LOCATED ON BOTH SIDES OF THE DOOR).
7. ACCESS CONTROL PANEL.

A. 22/2 AWG FOR DOOR CONTACT
B. 18/4 AWG FOR DOOR LOCK
C. 22/6 AWG SHIELDED FOR CARD ACCESS
D. 22/4 AWG FOR REQUEST TO EXIT
E. 18/4 AWG FOR DOOR ACTUATOR

NOTE:
ALL WIRING SHALL BE INSTALLED CONCEALED IN 3/4" EMT OR FLEXIBLE METAL CONDUIT BY ELECTRICAL CONTRACTOR.

3 DETAIL - CR, C, RX, NETWORK CONTROLLER, EL, DO, HC NTS

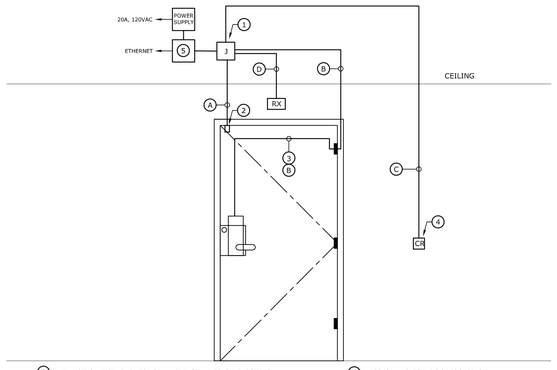

1. JUNCTION BOX FURNISHED AND INSTALLED BY ELECTRICAL CONTRACTOR. INSTALL ABOVE ACCESSIBLE CEILING.
2. DOOR CONTACTS FURNISHED AND INSTALLED BY ELECTRICAL CONTRACTOR.
3. ACCESS CONTROL WIRING WITHIN THE DOOR INSTALLED BY THE ELECTRICAL CONTRACTOR.
4. CARD READER AND BACKBOX FURNISHED AND INSTALLED BY ELECTRICAL CONTRACTOR.
5. ACCESS CONTROL PANEL.
6. REQUEST TO EXIT DEVICE.

A. 22/2 AWG FOR DOOR CONTACT.
B. 18/4 AWG FOR DOOR LOCK.
C. 22/6 AWG SHIELDED FOR CARD ACCESS.
D. 22/4 AWG FOR REQUEST TO EXIT.

NOTE:
ALL WIRING SHALL BE INSTALLED CONCEALED IN 3/4" EMT OR FLEXIBLE METAL CONDUIT BY ELECTRICAL CONTRACTOR.

4 DETAIL - CR, C, RX, NETWORK CONTROLLER, EL NTS

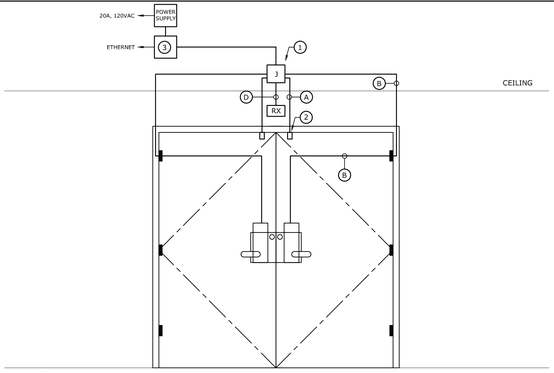

1. JUNCTION BOX FURNISHED AND INSTALLED BY ELECTRICAL CONTRACTOR. INSTALL ABOVE ACCESSIBLE CEILING.
2. DOOR CONTACTS FURNISHED AND INSTALLED BY ELECTRICAL CONTRACTOR.
3. ACCESS CONTROL PANEL.

A. 22/2 AWG FOR DOOR CONTACT
B. 18/4 AWG FOR DOOR LOCK
C. 22/6 AWG SHIELDED FOR CARD ACCESS
D. 22/4 AWG FOR REQUEST TO EXIT
E. 18/4 AWG FOR DOOR ACTUATOR

NOTE:
ALL WIRING SHALL BE INSTALLED CONCEALED IN 3/4" EMT OR FLEXIBLE METAL CONDUIT BY ELECTRICAL CONTRACTOR.

5 DETAIL - C, RX, NETWORK CONTROLLER, EL NTS

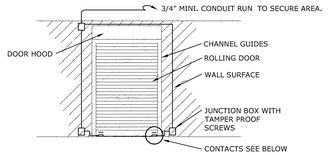

INTERIOR (SECURE SIDE) ELEVATION

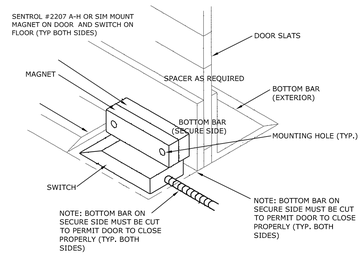

6 DOOR CONTACT - OVERHEAD DOOR NTS

Finegold Alexander Architects

PROJECT TEAM:

OWNER:
Leicester Public School

Structural Engineer
RSE Associates, Inc.
63 Pleasant St. Ste. 200
Watertown, MA 02472
T: 617.926.9300

MPFP Engineer
BLW Engineers, Inc.
311 Great Road, Post Office Box 1551
Littleton, MA 01460
T: 978.486.4301

Landscape Architect
Warner Larson Landscape Architects
130 West Broadway
Boston, MA 02127
T: 617.464.1440

Electrical Engineer
ART Engineering
38 Front St. Flr 3
Worcester, MA 01608
T: 508.797.7071

Civil Engineer
Nitsch Engineering
2 Center Plaza, Suite 430
Boston, MA 02108
T: 617.338.0063

Geotechnical Engineer
McPhail Associates, LLC
2269 Massachusetts Ave.
Cambridge, MA 02140
T: 617.868.1420

Code Consultant
Jensen Hughes
1 Lincoln St.
Boston, MA 02111
T: 508.538.9409

Kitchen Consultant
Crabtree McGrath Associates, Inc.
161 West Main Street
Georgetown, MA 01833
T: 978.352.8500

Owners Project Manager
NV5
70 Fargo Street, Suite 800
Boston, MA 02210

KEY PLAN:

NORTH

SEAL:

PRELIMINARY NOT FOR CONSTRUCTION

PROJECT INFORMATION:

Leicester School

70 WINSLOW AVE.
LEICESTER MA 01524

PROJECT #: 201601510015
PROJECT ISSUE DATE: 02/13/20
PROJECT STATUS: Schematic Design

SHEET NAME:
ACCESS CONTROL SYSTEM DOOR DETAILS

DRAWING HISTORY:

NO.	DATE	DESCRIPTION

SHEET #:
E8.4B

C:\Users\jbustosdeharo\Documents\Wings Scheme - K-8_(Central)_ARC19_v10_jbustosdeharoMWEJT.rvt
11/20/2019 2:25:56 PM

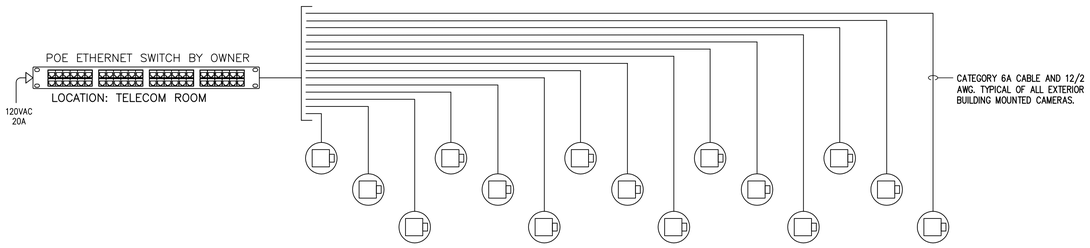

SECOND FLOOR

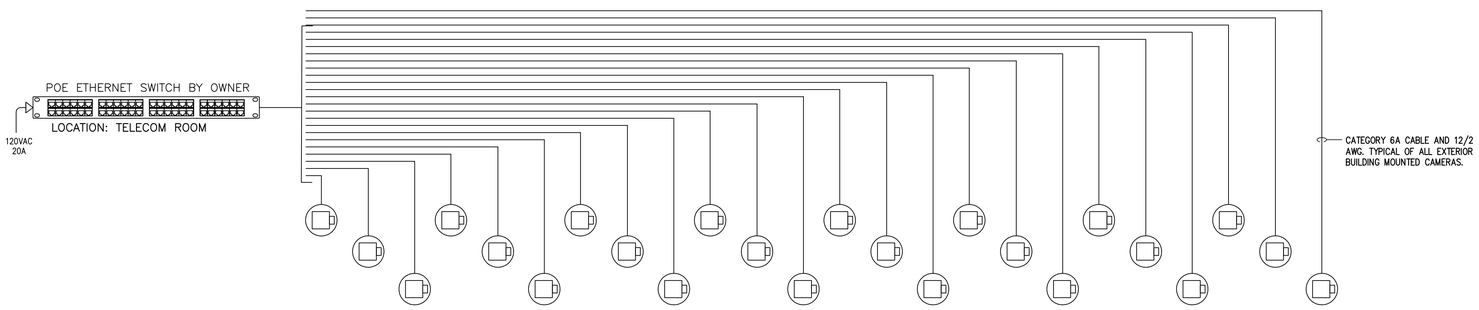

SECOND FLOOR

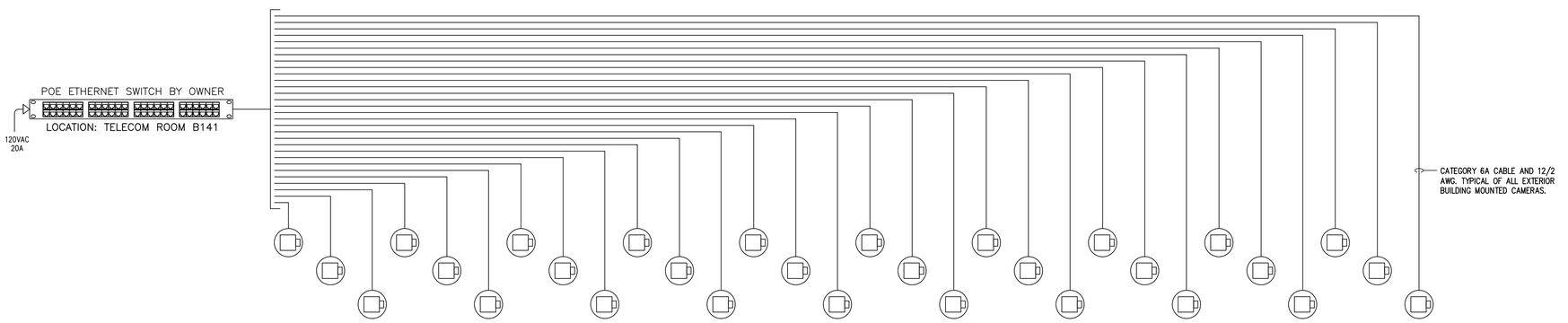

FIRST FLOOR

C:\Users\jbustosdeharo\Documents\Wings Scheme - K-8_(Central)_ARC19_v10_jbustosdeharoMWEJT.rvt
11/20/2019 2:25:56 PM

SURVEILLANCE SYSTEM RISER

NTS

Finegold Alexander Architects

PROJECT TEAM:

OWNER:
Leicester Public School

Structural Engineer
RSE Associates, Inc.
63 Pleasant St. Ste. 200
Watertown, MA 02472
T: 617.926.9300

MPFP Engineer
BLW Engineers, Inc.
311 Great Road, Post Office Box 1551
Littleton, MA 01460
T: 978.486.4301

Landscape Architect
Warner Larson Landscape Architects
130 West Broadway
Boston, MA 02127
T: 617.464.1440

Electrical Engineer
ART Engineering
38 Front St. Flr 3
Worcester, MA 01608
T: 508.797.7071

Civil Engineer
Nitsch Engineering
2 Center Plaza, Suite 430
Boston, MA 02108
T: 617.338.0063

Geotechnical Engineer
McPhail Associates, LLC
2269 Massachusetts Ave.
Cambridge, MA 02140
T: 617.868.1420

Code Consultant
Jensen Hughes
1 Lincoln St.
Boston, MA 02111
T: 508.538.9409

Kitchen Consultant
Crabtree McGrath Associates, Inc.
161 West Main Street
Georgetown, MA 01833
T: 978.352.8500

Owners Project Manager
NV5
70 Fargo Street, Suite 800
Boston, MA 02210

KEY PLAN:

NORTH

SEAL:

PRELIMINARY NOT FOR CONSTRUCTION

PROJECT INFORMATION:

Leicester School

70 WINSLOW AVE.
LEICESTER MA 01524

PROJECT #: 201601510015
PROJECT ISSUE DATE: 02/13/20
PROJECT STATUS: Schematic Design

SHEET NAME:

SURVEILLANCE SYSTEM RISER

DRAWING HISTORY:

NO.	DATE	DESCRIPTION

SHEET #:

E8.5A

NOTES:

1. ALL IP DEVICES / CONNECTIONS THAT ARE PART OF THE INTERCOM / PAGING SYSTEM ARE TO BE CONFIGURED TO OPERATE ON AN ISOLATED (DEDICATED) VLAN ON THE BUILDINGS LAN SYSTEM.
2. RISER DIAGRAMS ARE FOR REFERENCES ONLY. THE ELECTRICAL CONTRACTOR SHALL USE THE RISER DIAGRAM AND CABLING SCHEME PROVIDED BY THE MANUFACTURER. THE SYSTEM VENDOR SHALL PREPARE RISER DIAGRAM FOR A FULLY FUNCTIONAL SYSTEM.
3. IN THE EVENT OF A LOCKDOWN ALARM INITIATED FROM THE PUBLIC ADDRESS SYSTEM, THE SYSTEM WILL:
   - A. SIGNAL THE INTRUSION DETECTION SYSTEM TO SEIZE THE PHONE LINE AND PLACE A CALL TO THE POLICE/MONITORING STATION WITH A "LOCKDOWN" ALARM.
   - B. SIGNAL TO THE ACCESS CONTROL SYSTEM TO LOCK ALL DOORS WITH ELECTRIFIED LOCKS AND DISABLE KEY FOBS EXCEPT ONES DESIGNATED BY THE OWNER.
   - C. SIGNAL TO THE FIRE ALARM SYSTEM TO RELEASE ALL DOORS HELD OPEN BY MAGNETIC DOOR HOLDERS.
   - D. SIGNAL TO THE VIDEO SURVEILLANCE SYSTEM TO RECORD ALL CAMERAS AT HIGH RESOLUTION.
   - E. PLAY A PRE-RECORDED "LOCKDOWN" MESSAGE THROUGH THE PA SYSTEM AS DESIGNATED BY THE OWNER.

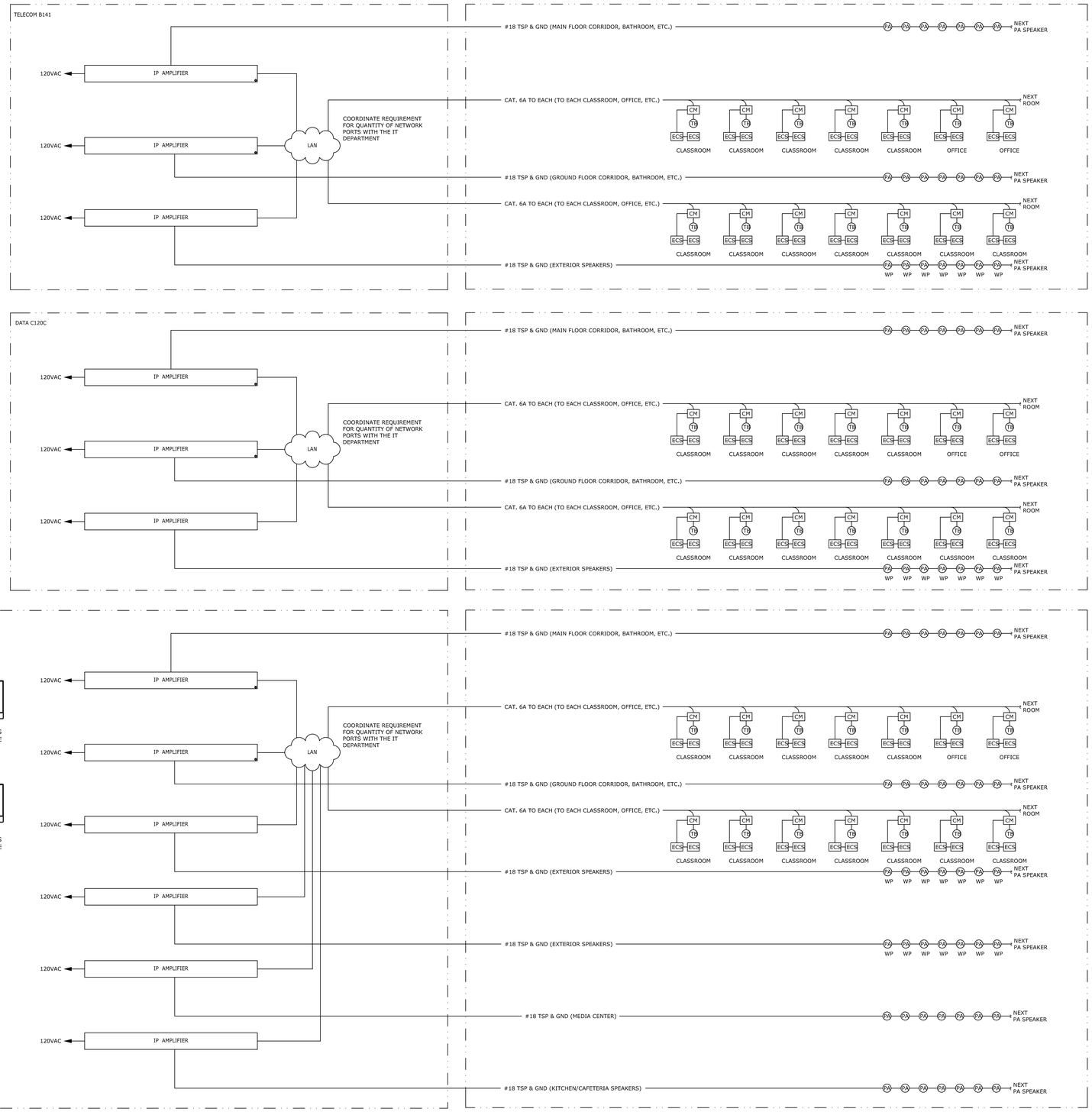

TYPICAL PUBLIC ADDRESS RISER DIAGRAM

NTS

Finegold Alexander Architects

PROJECT TEAM:

OWNER:
Leicester Public School

Structural Engineer
RSE Associates, Inc.
63 Pleasant St. Ste. 200
Watertown, MA 02472
T: 617.926.9300

MPFP Engineer
BLW Engineers, Inc.
311 Great Road, Post Office Box 1551
Littleton, MA 01460
T: 978.486.4301

Landscape Architect
Warner Larson Landscape Architects
130 West Broadway
Boston, MA 02127
T: 617.464.1440

Electrical Engineer
ART Engineering
38 Front St. Fir 3
Worcester, MA 01608
T: 508.797.7071

Civil Engineer
Nitsch Engineering
2 Center Plaza, Suite 430
Boston, MA 02108
T: 617.338.0063

Geotechnical Engineer
McPhail Associates, LLC
2269 Massachusetts Ave.
Cambridge, MA 02140
T: 617.868.1420

Code Consultant
Jensen Hughes
1 Lincoln St.
Boston, MA 02111
T: 508.538.9409

Kitchen Consultant
Crabtree McGrath Associates, Inc.
161 West Main Street
Georgetown, MA 01833
T: 978.352.8500

Owners Project Manager
NV5
70 Fargo Street, Suite 800
Boston, MA 02210

KEY PLAN:

NORTH

SEAL:

PRELIMINARY NOT FOR CONSTRUCTION

PROJECT INFORMATION:

Leicester School

70 WINSLOW AVE.
LEICESTER MA 01524

PROJECT #: 201601510015
PROJECT ISSUE DATE: 02/13/20
PROJECT STATUS: Schematic Design

SHEET NAME:

PUBLIC ADDRESS SYSTEM RISER

DRAWING HISTORY:

NO.	DATE	DESCRIPTION

SHEET #: **E8.6**

C:\Users\jbustosdeharo\Documents\Wings Scheme - K-8_(Central)_ARC19_v10_jbustosdeharoMWEJT.rvt
11/20/2019 2:25:56 PM



TYPICAL CLASSROOM

SCALE: NTS

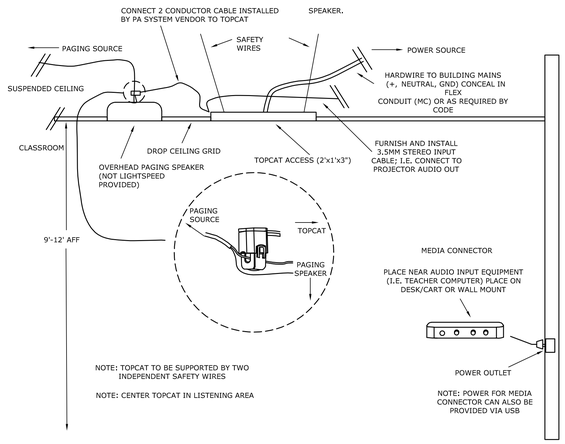

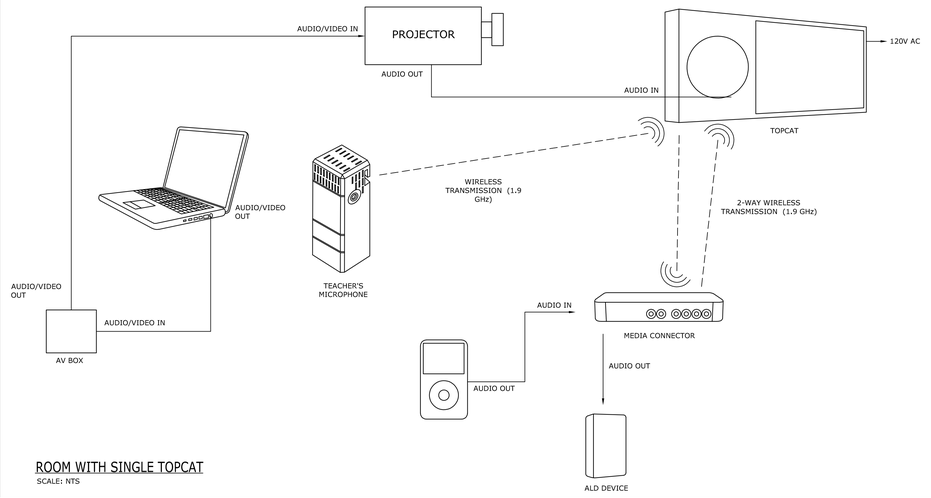

ROOM WITH SINGLE TOPCAT

SCALE: NTS

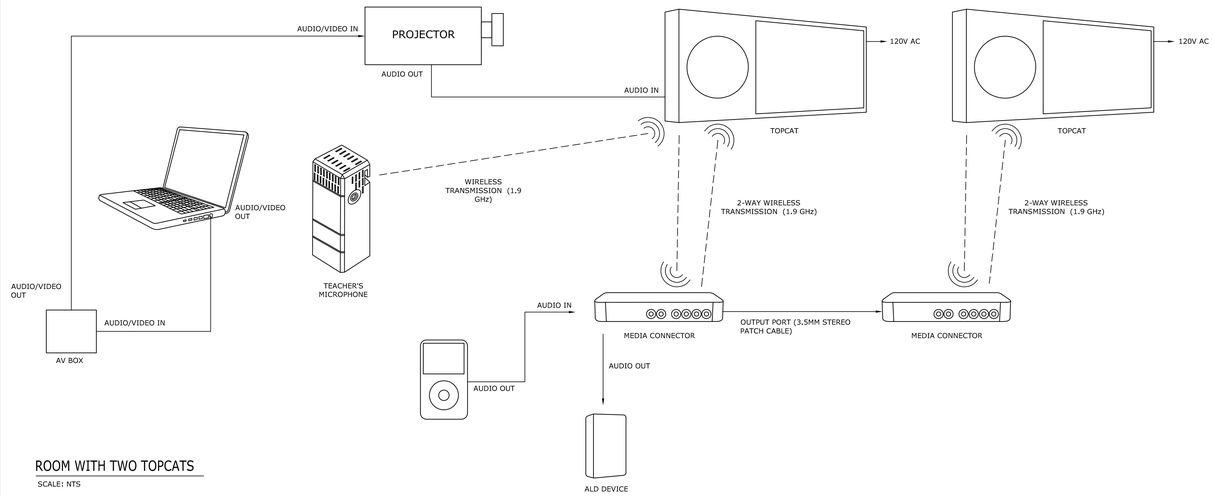

ROOM WITH TWO TOPCATS

SCALE: NTS

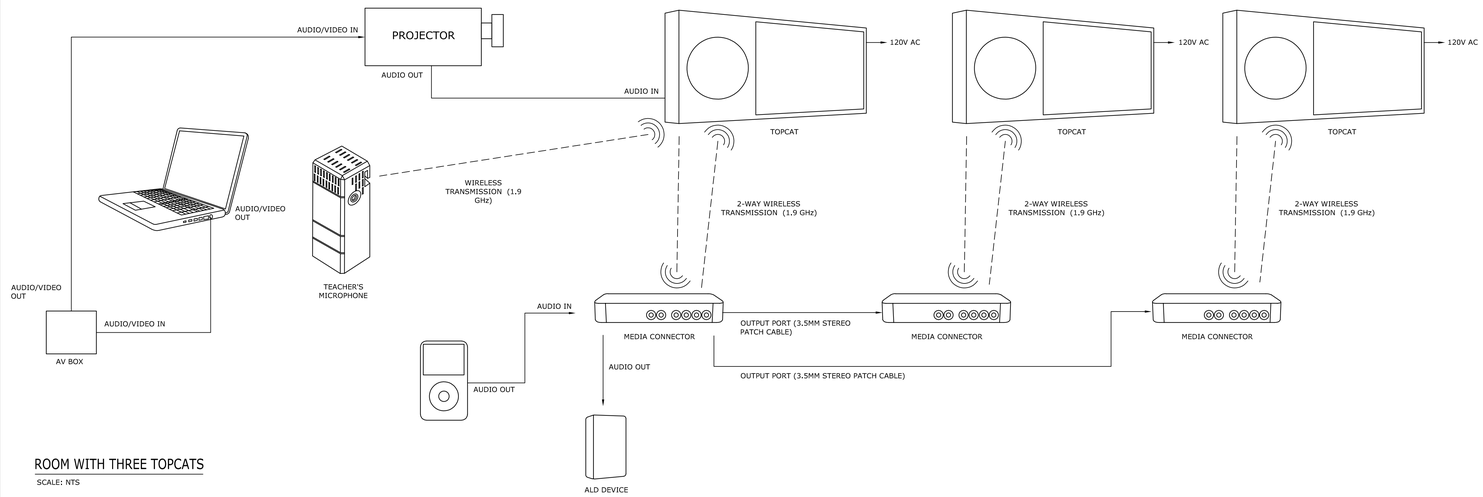

ROOM WITH THREE TOPCATS

SCALE: NTS

TYPICAL SPEECH REINFORCEMENT RISER

NTS

C:\Users\jbustosdeharo\Documents\Wings Scheme - K-8_(Central)_ARC19_v10_jbustosdeharoMWEJT.rvt
11/20/2019 2:25:56 PM

Finegold Alexander Architects

PROJECT TEAM:

OWNER:
Leicester Public School

Structural Engineer
RSE Associates, Inc.
63 Pleasant St. Ste. 200
Watertown, MA 02472
T: 617.926.9300

MPFP Engineer
BLW Engineers, Inc.
311 Great Road, Post Office Box 1551
Littleton, MA 01460
T: 978.486.4301

Landscape Architect
Warner Larson Landscape Architects
130 West Broadway
Boston, MA 02127
T: 617.464.1440

Electrical Engineer
ART Engineering
38 Front St. Flr 3
Worcester, MA 01608
T: 508.797.7071

Civil Engineer
Nitsch Engineering
2 Center Plaza, Suite 430
Boston, MA 02108
T: 617.338.0063

Geotechnical Engineer
McPhail Associates, LLC
2269 Massachusetts Ave.
Cambridge, MA 02140
T: 617.868.1420

Code Consultant
Jensen Hughes
1 Lincoln St.
Boston, MA 02111
T: 508.538.9409

Kitchen Consultant
Crabtree McGrath Associates, Inc.
161 West Main Street
Georgetown, MA 01833
T: 978.352.8500

Owners Project Manager
NV5
70 Fargo Street, Suite 800
Boston, MA 02210

KEY PLAN:

NORTH

SEAL:

PRELIMINARY NOT FOR CONSTRUCTION

PROJECT INFORMATION:

Leicester School

70 WINSLOW AVE.
LEICESTER MA 01524

PROJECT #: 201601510015
PROJECT ISSUE DATE: 02/13/20
PROJECT STATUS: Schematic Design

SHEET NAME:

SPEECH REINFORCEMENT SYSTEM RISER

DRAWING HISTORY:

NO.	DATE	DESCRIPTION

SHEET #:

E8.7

LOCAL SOUND SYSTEM LEGEND

ANT	1/2 WAVE ANTENNA. 4" BOX WITH SINGLE-GANG COVER. PROVIDE 1" CONDUIT FROM BOX TO SOUND RACK.
ALS	ALS ANTENNA. 4" BOX WITH SINGLE-GANG COVER. PROVIDE 1" CONDUIT FROM BOX TO SOUND RACK.
M/L	MIC/LINE PLATES. 2x 1 WALL MOUNTED BOX. PROVIDE 1" CONDUIT FROM EACH BOX TO SOUND RACK.
M2	DUAL MIC PLATES, WALL MOUNTED BOX. PROVIDE 1" CONDUIT FROM EACH BOX TO SOUND RACK.
M2	DUAL MIC PLATES, FLOOR MOUNTED, 4" BOX WITH SINGLE-GANG COVER. PROVIDE 1" CONDUIT FROM BOX TO SOUND RACK.
GCP	GYM CONTROL PANEL. PROVIDE IN SOUND RACK.

SPEAKER MOUNTING NOTES:

- COURT SPEAKERS TO BE MOUNTED TO STRUCTURE UTILIZING COMMUNITY BRACKETS (INCLUDED) AS WELL AS ANY ADAPTIVE TECHOLOGIES HARDWARE NECESSARY.
- PROGRAM SPEAKERS TO BE INSTALLED USING INCLUDED ELECTROVOICE WALL MOUNTS AND ANY NECESSARY HARDWARE REQUIRED.

D.S.P. PROGRAMMING NOTES:

- "BASIC" MODE TO INCLUDE WIRELESS MICROPHONES, iPOD/CD PLAYER , STAGE FRONT WIRED MICROPHONE & iPOD OUTLET.
- RACK VOLUME CONTROLS TO FUNCTION IN "BASIC" MODE ONLY.
- INPUTS 10 & 11 MUTED DURING "BASIC MODE".
- ALL ABOVE AUDIO TO BE AVAILABLE FOR RACK MIXER USE DURING "MANUAL" MODE - FIRE ALARM INTERFACE TO MUTE SYSTEM DURING AN ALARM -PROGRAM P.A. INPUT TO FUNCTION AS DESIRED BY SCHOOL.

AUDIO SYSTEM CONDUIT NOTES:

1. 3/4" CONDUIT REQUIRED FROM EACH WALL MOUNTED DEVICE TO THE SOUND RACK ("SR") NEMA J.B. 10X10 NEMA J.B. REQUIRED ABOVE AUDIO RACK, FLEX PIPING TO SOUND RACK FOR CONNECTIONS(RACK TOP 90.75" AFF)
2. 3/4" CONDUIT LOOP TO SPEAKERS FROM "SR" J.B.
3. 3/4" CONDUIT LOOP TO SPEAKERS FROM "SR" J.B.

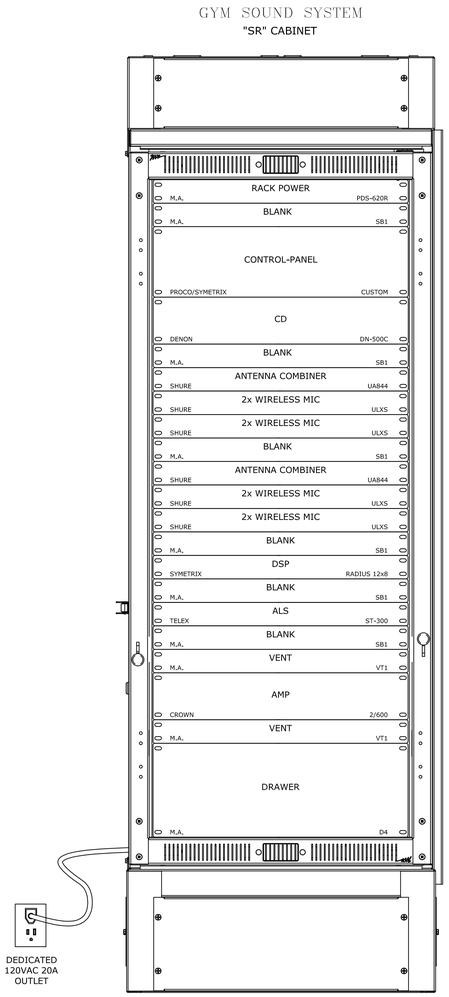

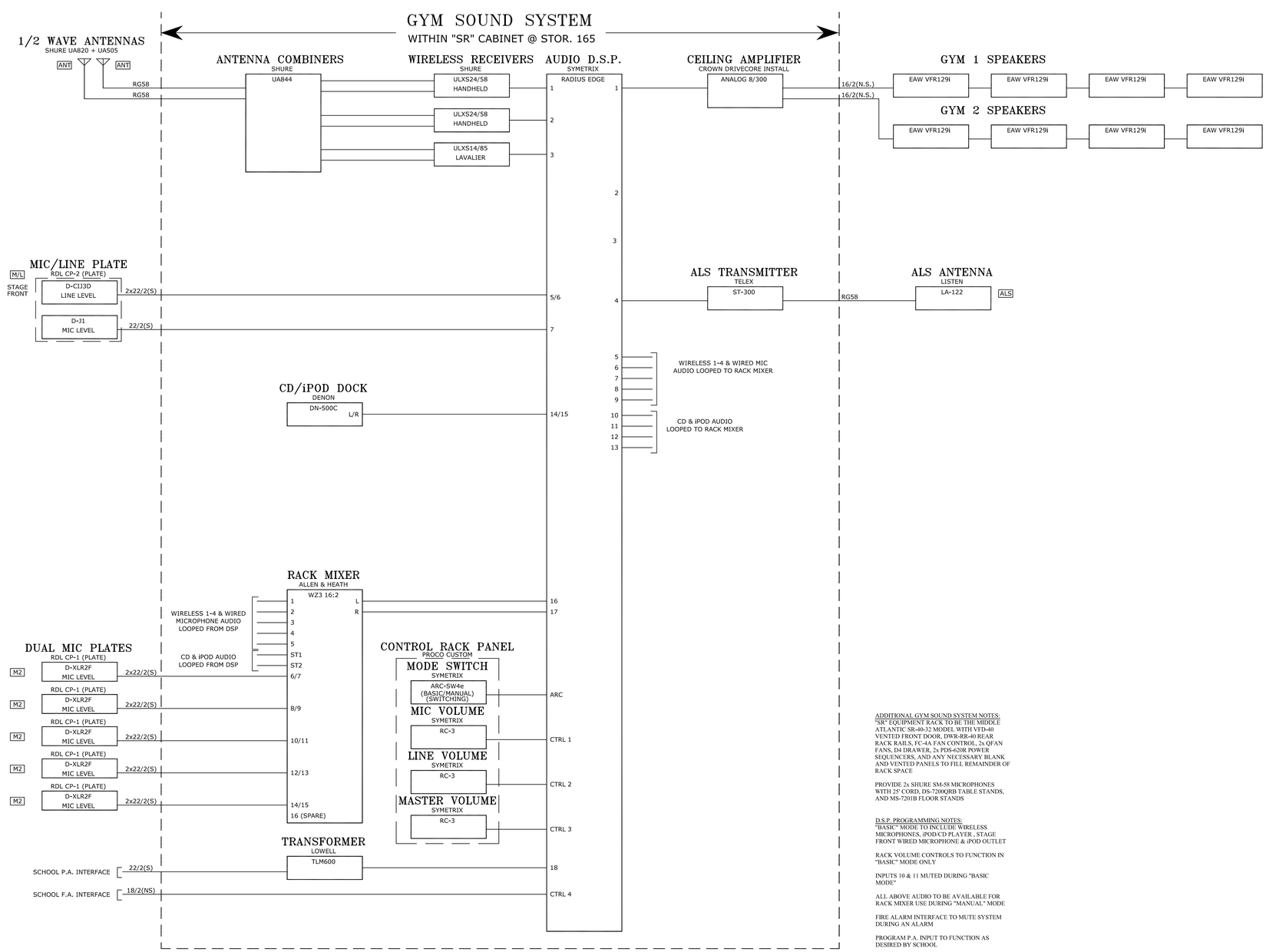

ADDITIONAL GYM SOUND SYSTEM NOTES:
"SR" EQUIPMENT RACK TO BE THE MIDDLE ATLANTIC SR-40-32 MODEL WITH VFD-40 VENTED FRONT DOOR, DWR-RR-40 REAR RACK RAILS, FC-4A FAN CONTROL, 2x QFAN FANS, D4 DRAWER, 2x PDS-620R POWER SEQUENCERS, AND ANY NECESSARY BLANK AND VENTED PANELS TO FILL REMAINDER OF RACK SPACE

PROVIDE 2x SHURE SM-58 MICROPHONES WITH 25' CORD, DS-7200QRB TABLE STANDS, AND MS-7201B FLOOR STANDS

D.S.P. PROGRAMMING NOTES:
"BASIC" MODE TO INCLUDE WIRELESS MICROPHONES, iPOD/CD PLAYER , STAGE FRONT WIRED MICROPHONE & iPOD OUTLET

RACK VOLUME CONTROLS TO FUNCTION IN "BASIC" MODE ONLY

INPUTS 10 & 11 MUTED DURING "BASIC MODE"

ALL ABOVE AUDIO TO BE AVAILABLE FOR RACK MIXER USE DURING "MANUAL" MODE

FIRE ALARM INTERFACE TO MUTE SYSTEM DURING AN ALARM

PROGRAM P.A. INPUT TO FUNCTION AS DESIRED BY SCHOOL

Finegold Alexander Architects

PROJECT TEAM:

OWNER:
Leicester Public School

Structural Engineer
RSE Associates, Inc.
63 Pleasant St. Ste. 200
Watertown, MA 02472
T: 617.926.9300

MPFP Engineer
BLW Engineers, Inc.
311 Great Road, Post Office Box 1551
Littleton, MA 01460
T: 978.486.4301

Landscape Architect
Warner Larson Landscape Architects
130 West Broadway
Boston, MA 02127
T: 617.464.1440

Electrical Engineer
ART Engineering
38 Front St. Flr 3
Worcester, MA 01608
T: 508.797.7071

Civil Engineer
Nitsch Engineering
2 Center Plaza, Suite 430
Boston, MA 02108
T: 617.338.0063

Geotechnical Engineer
McPhail Associates, LLC
2269 Massachusetts Ave.
Cambridge, MA 02140
T: 617.868.1420

Code Consultant
Jensen Hughes
1 Lincoln St.
Boston, MA 02111
T: 508.538.9409

Kitchen Consultant
Crabtree McGrath Associates, Inc.
161 West Main Street
Georgetown, MA 01833
T: 978.352.8500

Owners Project Manager
NV5
70 Fargo Street, Suite 800
Boston, MA 02210

KEY PLAN:

NORTH

SEAL:

PRELIMINARY NOT FOR CONSTRUCTION

PROJECT INFORMATION:

Leicester School

70 WINSLOW AVE.
LEICESTER MA 01524

PROJECT #: 201601510015
PROJECT ISSUE DATE: 02/13/20
PROJECT STATUS: Schematic Design

SHEET NAME:
LOCAL SOUND SYSTEM RISER

DRAWING HISTORY:

NO.	DATE	DESCRIPTION

SHEET #:
E8.8A

C:\Users\jbustosdeharo\Documents\Wings Scheme - K-8_(Central)_ARC19_v10_jbustosdeharoMWEJT.rvt
11/20/2019 2:25:56 PM

LOCAL SOUND SYSTEM LEGEND

ANT	1/2 WAVE ANTENNA. 4" BOX WITH SINGLE-GANG COVER. PROVIDE 1" CONDUIT FROM BOX TO SOUND RACK.
ALS	ALS ANTENNA. 4" BOX WITH SINGLE-GANG COVER. PROVIDE 1" CONDUIT FROM BOX TO SOUND RACK.
M/L	MIC/LINE PLATES. 2x 1 WALL MOUNTED BOX. PROVIDE 1" CONDUIT FROM EACH BOX TO SOUND RACK.
M2	DUAL MIC PLATES, WALL MOUNTED BOX. PROVIDE 1" CONDUIT FROM EACH BOX TO SOUND RACK.
M2	DUAL MIC PLATES, FLOOR MOUNTED. 4" BOX WITH SINGLE-GANG COVER. PROVIDE 1" CONDUIT FROM BOX TO SOUND RACK.
CCP	CAFE CONTROL PANEL. PROVIDE IN SOUND RACK.
SL SR	CAFE PROGRAM SPEAKERS. 4" BOX WITH SINGLE-GANG COVER. PROVIDE 1" CONDUIT FROM BOX TO SOUND RACK.

SPEAKER MOUNTING NOTES:

- COURT SPEAKERS TO BE MOUNTED TO STRUCTURE UTILIZING COMMUNITY BRACKETS (INCLUDED) AS WELL AS ANY ADAPTIVE TECHOLOGIES HARDWARE NECESSARY.
- PROGRAM SPEAKERS TO BE INSTALLED USING INCLUDED ELECTROVOICE WALL MOUNTS AND ANY NECESSARY HARDWARE REQUIRED.

D.S.P. PROGRAMMING NOTES:

- "BASIC" MODE TO INCLUDE WIRELESS MICROPHONES, IPOD/CD PLAYER , STAGE FRONT WIRED MICROPHONE & IPOD OUTLET.
- RACK VOLUME CONTROLS TO FUNCTION IN "BASIC" MODE ONLY.
- INPUTS 10 & 11 MUTED DURING "BASIC MODE".
- ALL ABOVE AUDIO TO BE AVAILABLE FOR RACK MIXER USE DURING "MANUAL" MODE - FIRE ALARM INTERFACE TO MUTE SYSTEM DURING AN ALARM -PROGRAM P.A. INPUT TO FUNCTION AS DESIRED BY SCHOOL.

AUDIO SYSTEM CONDUIT NOTES:

1. 3/4" CONDUIT REQUIRED FROM EACH WALL MOUNTED DEVICE TO THE SOUND RACK ("SR") NEMA J.B. 10X10 NEMA J.B. REQUIRED ABOVE AUDIO RACK, FLEX PIPING TO SOUND RACK FOR CONNECTIONS(RACK TOP 90.75" AFF)
2. 3/4" CONDUIT LOOP TO S1 SPEAKERS FROM "SR" J.B.
3. 3/4" CONDUIT LOOP TO S2 SPEAKERS FROM "SR" J.B.

CAFETERIA SOUND SYSTEM

LOCAL SOUND RACK CABINET
MIDDLE ATLANTIC SR-40-28
OVERALL HEIGHT: 90.75"

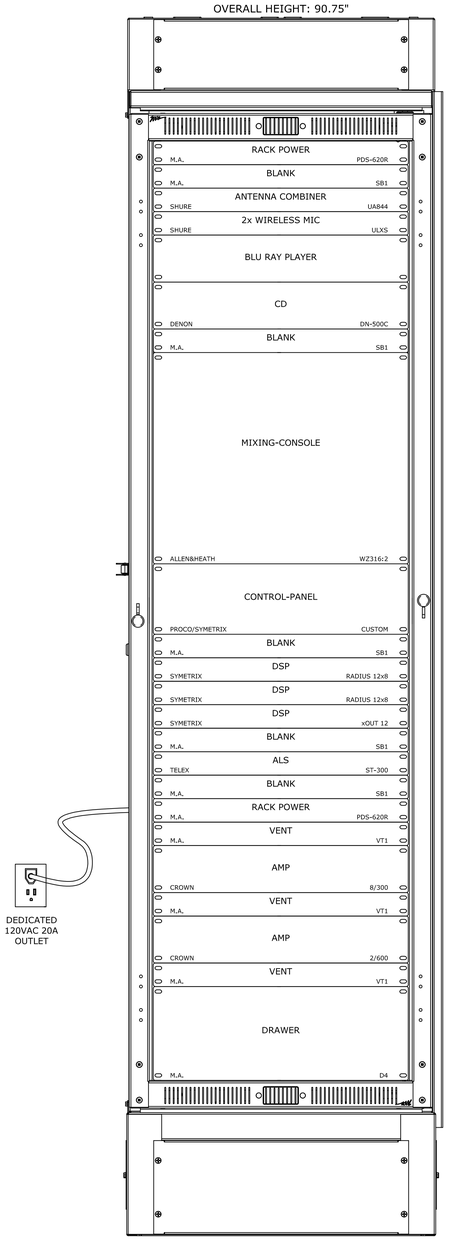

DEDICATED
120VAC 20A
OUTLET

CAFETERIA SOUND SYSTEM

WITHIN "SR" CABINET @ STOR. B144.2

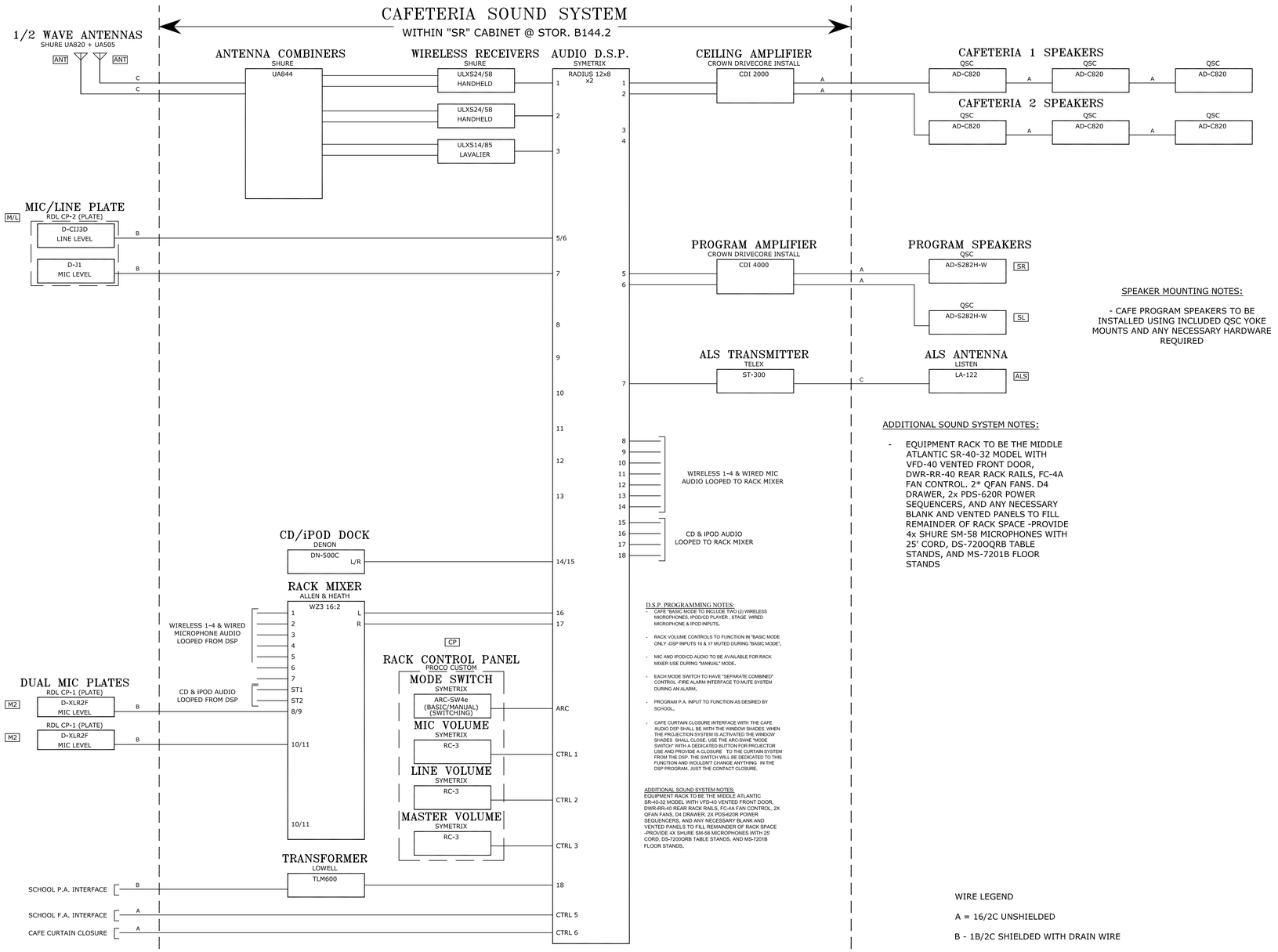

D.S.P. PROGRAMMING NOTES:

- CAFE "BASIC MODE TO INCLUDE TWO (2) WIRELESS MICROPHONES, IPOD/CD PLAYER , STAGE WIRED MICROPHONE & IPOD INPUTS,
- RACK VOLUME CONTROLS TO FUNCTION IN "BASIC MODE ONLY -DSP INPUTS 16 & 17 MUTED DURING "BASIC MODE",
- MIC AND IPOD/CD AUDIO TO BE AVAILABLE FOR RACK MIXER USE DURING "MANUAL" MODE.
- EACH MODE SWITCH TO HAVE "SEPARATE COMBINED" CONTROL -FIRE ALARM INTERFACE TO MUTE SYSTEM DURING AN ALARM,
- PROGRAM P.A. INPUT TO FUNCTION AS DESIRED BY SCHOOL.
- CAFE CURTAIN CLOSURE INTERFACE WITH THE CAFE AUDIO DSP SHALL BE WITH THE WINDOW SHADES. WHEN THE PROJECTION SYSTEM IS ACTIVATED THE WINDOW SHADES SHALL CLOSE. USE THE ARC-SWHE "MODE SWITCH" WITH A DEDICATED BUTTON FOR PROJECTOR USE AND PROVIDE A CLOSURE TO THE CURTAIN SYSTEM FROM THE DSP. THE SWITCH WILL BE DEDICATED TO THIS FUNCTION AND WOULDN'T CHANGE ANYTHING IN THE DSP PROGRAM. JUST THE CONTACT CLOSURE.

ADDITIONAL SOUND SYSTEM NOTES:
EQUIPMENT RACK TO BE THE MIDDLE ATLANTIC SR-40-32 MODEL WITH VFD-40 VENTED FRONT DOOR, DWR-RR-40 REAR RACK RAILS, FC-4A FAN CONTROL, 2X QFAN FANS, D4 DRAWER, 2X PDS-620R POWER SEQUENCERS, AND ANY NECESSARY BLANK AND VENTED PANELS TO FILL REMAINDER OF RACK SPACE -PROVIDE 4X SHURE SM-58 MICROPHONES WITH 25' CORD, DS-7200QRB TABLE STANDS, AND MS-7201B FLOOR STANDS.

SPEAKER MOUNTING NOTES:

- CAFE PROGRAM SPEAKERS TO BE INSTALLED USING INCLUDED QSC YOKE MOUNTS AND ANY NECESSARY HARDWARE REQUIRED

ADDITIONAL SOUND SYSTEM NOTES:

- EQUIPMENT RACK TO BE THE MIDDLE ATLANTIC SR-40-32 MODEL WITH VFD-40 VENTED FRONT DOOR, DWR-RR-40 REAR RACK RAILS, FC-4A FAN CONTROL. 2* QFAN FANS. D4 DRAWER, 2x PDS-620R POWER SEQUENCERS, AND ANY NECESSARY BLANK AND VENTED PANELS TO FILL REMAINDER OF RACK SPACE -PROVIDE 4x SHURE SM-58 MICROPHONES WITH 25' CORD, DS-7200QRB TABLE STANDS, AND MS-7201B FLOOR STANDS

WIRE LEGEND

A = 16/2C UNSHIELDED

B - 1B/2C SHIELDED WITH DRAIN WIRE

C = RG58 COAX

D = 12/2C UNSHIELDED

E = CAT6

Finegold Alexander Architects

PROJECT TEAM:

OWNER:
Leicester Public School

Structural Engineer
RSE Associates, Inc.
63 Pleasant St. Ste. 200
Watertown, MA 02472
T: 617.926.9300

MPFP Engineer
BLW Engineers, Inc.
311 Great Road, Post Office Box 1551
Littleton, MA 01460
T: 978.486.4301

Landscape Architect
Warner Larson Landscape Architects
130 West Broadway
Boston, MA 02127
T: 617.464.1440

Electrical Engineer
ART Engineering
38 Front St. Fl 3
Worcester, MA 01608
T: 508.797.7071

Civil Engineer
Nitsch Engineering
2 Center Plaza, Suite 430
Boston, MA 02108
T: 617.338.0063

Geotechnical Engineer
McPhail Associates, LLC
2269 Massachusetts Ave.
Cambridge, MA 02140
T: 617.868.1420

Code Consultant
Jensen Hughes
1 Lincoln St.
Boston, MA 02111
T: 508.538.9409

Kitchen Consultant
Crabtree McGrath Associates, Inc.
161 West Main Street
Georgetown, MA 01833
T: 978.352.8500

Owners Project Manager
NV5
70 Fargo Street, Suite 800
Boston, MA 02210

KEY PLAN:

NORTH

SEAL:

PRELIMINARY NOT FOR CONSTRUCTION

PROJECT INFORMATION:
Leicester School

70 WINSLOW AVE.
LEICESTER MA 01524

PROJECT #: 201601510015
PROJECT ISSUE DATE: 02/13/20
PROJECT STATUS: Schematic Design

SHEET NAME:
LOCAL SOUND SYSTEM RISER

DRAWING HISTORY:

NO.	DATE	DESCRIPTION

SHEET #:
E8.8B

C:\Users\jbustosdeharo\Documents\Wings Scheme - K-8_(Central)_ARC19_v10_jbustosdeharoMWEJT.rvt
11/20/2019 2:25:56 PM

LOCAL SOUND SYSTEM LEGEND	
ANT	1/2 WAVE ANTENNA. 4" BOX WITH SINGLE-GANG COVER. PROVIDE 1" CONDUIT FROM BOX TO SOUND RACK.
ALS	ALS ANTENNA. 4" BOX WITH SINGLE-GANG COVER. PROVIDE 1" CONDUIT FROM BOX TO SOUND RACK.
M/L	MIC/LINE PLATES. 2x 1 WALL MOUNTED BOX. PROVIDE 1" CONDUIT FROM EACH BOX TO SOUND RACK.
M2	DUAL MIC PLATES, WALL MOUNTED BOX. PROVIDE 1" CONDUIT FROM EACH BOX TO SOUND RACK.
M2	DUAL MIC PLATES, FLOOR MOUNTED. 4" BOX WITH SINGLE-GANG COVER. PROVIDE 1" CONDUIT FROM BOX TO SOUND RACK.
SW	CONTROL PANEL. 4" BOX WITH SINGLE-GANG COVER. PROVIDE 1" CONDUIT FROM BOX TO SOUND RACK.

AUDIO SYSTEM CONDUIT NOTES:

1. 3/4" CONDUIT REQUIRED FROM EACH WALL MOUNTED DEVICE TO THE LOCAL SOUND RACK NEMA JUNCTION BOX 10X10 NEMA JUNCTION BOX REQUIRED ABOVE AUDIO RACK, FLEX PIPING TO SOUND RACK FOR CONNECTIONS(RACK TOP 90.75" AFF)
2. 3/4" CONDUIT LOOP TO S1 SPEAKERS FROM LOCAL SOUND RACK JUNCTION BOX
3. 3/4" CONDUIT LOOP TO S2 SPEAKERS FROM LOCAL SOUND RACK JUNCTION BOX

MEDIA CENTER SOUND SYSTEM

LOCAL SOUND RACK CABINET
LINIER FWM18U

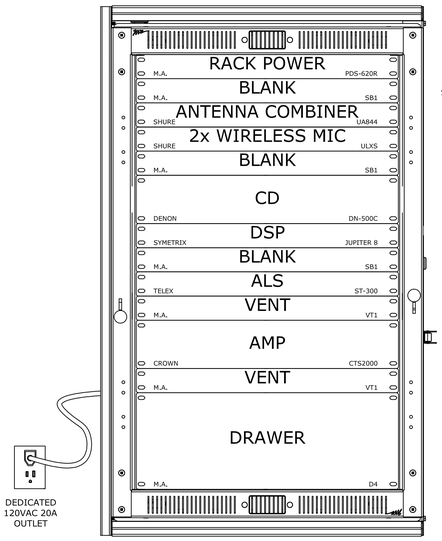

MEDIA SOUND SYSTEM

WITHIN LOCAL SOUND RACK CABINET @ MEDIA STOR.

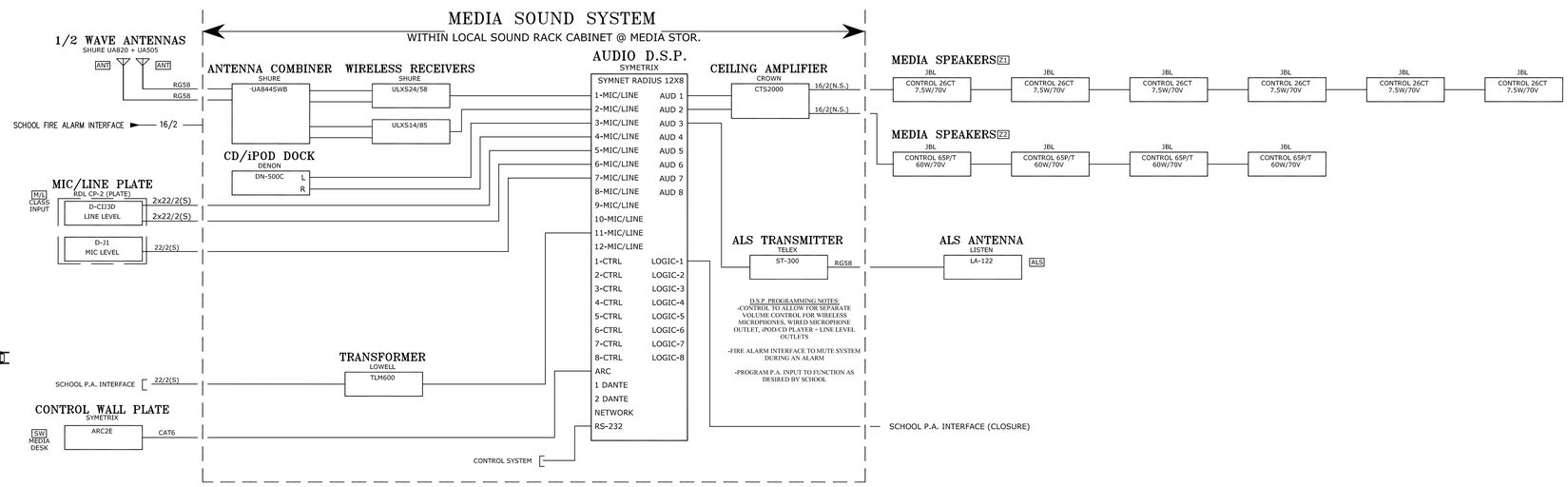

Finegold Alexander Architects

PROJECT TEAM:

OWNER:
Leicester Public School

Structural Engineer
RSE Associates, Inc.
63 Pleasant St. Ste. 200
Watertown, MA 02472
T: 617.926.9300

MPFP Engineer
BLW Engineers, Inc.
311 Great Road, Post Office Box 1551
Littleton, MA 01460
T: 978.486.4301

Landscape Architect
Warner Larson Landscape Architects
130 West Broadway
Boston, MA 02127
T: 617.464.1440

Electrical Engineer
ART Engineering
38 Front St. Flr 3
Worcester, MA 01608
T: 508.797.7071

Civil Engineer
Nitsch Engineering
2 Center Plaza, Suite 430
Boston, MA 02108
T: 617.338.0063

Geotechnical Engineer
McPhail Associates, LLC
2269 Massachusetts Ave.
Cambridge, MA 02140
T: 617.868.1420

Code Consultant
Jensen Hughes
1 Lincoln St.
Boston, MA 02111
T: 508.538.9409

Kitchen Consultant
Crabtree McGrath Associates, Inc.
161 West Main Street
Georgetown, MA 01833
T: 978.352.8500

Owners Project Manager
NV5
70 Fargo Street, Suite 800
Boston, MA 02210

KEY PLAN:

NORTH

SEAL:

PRELIMINARY
NOT FOR
CONSTRUCTION

PROJECT INFORMATION:

Leicester School

70 WINSLOW AVE.
LEICESTER MA 01524

PROJECT #: 201601510015
PROJECT ISSUE DATE: 02/13/20
PROJECT STATUS: Schematic Design

SHEET NAME:
LOCAL SOUND SYSTEM RISER

DRAWING HISTORY:

NO.	DATE	DESCRIPTION

SHEET #: **E8.8C**

C:\Users\jbustosdeharo\Documents\Wings Scheme - K-8_(Central)_ARC19_v10_jbustosdeharoMWEJT.rvt
11/20/2019 2:25:56 PM

1	MEDIA CENTER LOCAL SOUND SYSTEM RISER	NTS

DIMMING CONTROL SYSTEM

NOTE: DO NOT RUN LINE AND LOW VOLTAGE WIRING IN THE SAME CONDUIT.

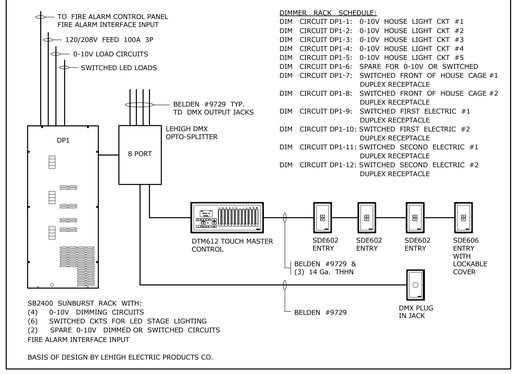

SB2400 SUNBURST RACK WITH:
(4) 0-10V DIMMING CIRCUITS
(6) SWITCHED CKTS FOR LED STAGE LIGHTING
(2) SPARE 0-10V DIMMED OR SWITCHED CIRCUITS
FIRE ALARM INTERFACE INPUT

BASIS OF DESIGN BY LEHIGH ELECTRIC PRODUCTS CO.

DIMMER RACK SCHEDULE:
DIM CIRCUIT DP1-1: 0-10V HOUSE LIGHT CKT #1
DIM CIRCUIT DP1-2: 0-10V HOUSE LIGHT CKT #2
DIM CIRCUIT DP1-3: 0-10V HOUSE LIGHT CKT #3
DIM CIRCUIT DP1-4: 0-10V HOUSE LIGHT CKT #4
DIM CIRCUIT DP1-5: 0-10V HOUSE LIGHT CKT #5
DIM CIRCUIT DP1-6: SPARE FOR 0-10V OR SWITCHED
DIM CIRCUIT DP1-7: SWITCHED FRONT OF HOUSE CAGE #1 DUPLEX RECEPTACLE
DIM CIRCUIT DP1-8: SWITCHED FRONT OF HOUSE CAGE #2 DUPLEX RECEPTACLE
DIM CIRCUIT DP1-9: SWITCHED FIRST ELECTRIC #1 DUPLEX RECEPTACLE
DIM CIRCUIT DP1-10: SWITCHED FIRST ELECTRIC #2 DUPLEX RECEPTACLE
DIM CIRCUIT DP1-11: SWITCHED SECOND ELECTRIC #1 DUPLEX RECEPTACLE
DIM CIRCUIT DP1-12: SWITCHED SECOND ELECTRIC #2 DUPLEX RECEPTACLE

THEATRICAL LIGHTING - KEYED NOTES:

(2A) PROPOSED - FIRST ELECTRIC:
(1) PHILLIPS SL-BAR-660 LED BORDER LIGHT
(1) PHILLIPS SL-BAR-640 LED BORDER LIGHT

(2B) PROPOSED - FIRST ELECTRIC:
(1) PHILLIPS SL-BAR-660 LED BORDER LIGHT
(1) PHILLIPS SL-BAR-640 LED BORDER LIGHT

(3A) PROPOSED - SECOND ELECTRIC:
(2) PHILLIPS SL-BAR-660 LED BORDER LIGHT

(3B) PROPOSED - SECOND ELECTRIC:
(2) PHILLIPS SL-BAR-660 LED BORDER LIGHT

(9) PROPOSED JUNCTION BOX - DMX & 1P-20A CKTS.
U-BOLT MOUNTED OUTLET BOXES WITH (1) DMX & (1) DUPLEX RECEPTACLES

GENERAL NOTES:

PROVIDE:
(1) SUNBURST SB2400 SERIES 12 CIRCUIT 0-10V DIMMER / RELAY RACK, 120/208V 3PH MAIN LUGS
(1) RECEPTACLE - DMX512 IN / FLUSH MOUNTED
(1) OPTOSPLITTER - 8 PORTS
(1) DTM612 MASTER STATION CONTROLLER STAGE MANAGERS PANEL
(3) SDE602 TWO BUTTON ENTRY STATION
(1) SDE606 SIX BUTTON ENTRY STATION WITH LOCKABLE COVER
(6) PLUG BOX PIPE MOUNT WITH (1) FL EDISON RECEPTACLE
(6) PLUG BOX PIPE MOUNT WITH (1) FL DMX RECEPTACLE
(28) C-CLAMPS
(16) SAFETY CABLES
(25) DMX CABLE SET - 25'
(20) POWERCON TO POWERCON - 10'
(5) POWERCON TO PBG - 10'

NOTE:
A) PROVIDE ALL PARTS AND ACCESSORIES FOR A FULL AND COMPLETE INSTALLATION

B) FURNISH AND INSTALL UNISTRUT, CONNECT UNISTRUT TO THE CAGES (ASL-6-L), AND CONNECT THE UNISTRUT TO THE TOP OF JOISTS. MOUNT CAGES HIGH BETWEEN THE JOISTS, NOT BELOW THE JOISTS. COORDINATE WITH THE ARCHITECT PRIOR TO INSTALLATION.

C) COORDINATE LOCATION OF ALL SWITCHES WITH THE ARCHITECT PRIOR TO ROUGH-IN.

Panel: DP1

New Panel

Location: STAGE
Mounting: Surface
Fed From: PA1

Volts: 120/208 3PH
Phases: 3
Wires: 4

Mains Rating: 50 A

Notes:

CKT	Circuit Description	Trip	Poles	A		B		C		Poles	Trip	Circuit Description	CKT
1	LIGHTING	20 A	1	0.13	0.19					1	20 A	LIGHTING	2
3	LIGHTING	20 A	1			0.19	0.19			1	20 A	LIGHTING	4
5		20 A	1					0	0	1	20 A		6
7		20 A	1	0	0					1	20 A		8
9		20 A	1			0	0			1	20 A		10
11		20 A	1					0	0	1	20 A		12

STAGE THETRICAL LIGHTING CONTROL DIAGRAM — NTS

LIGHT FIXTURE SCHEDULE

TAG	DESCRIPTION	MANUF.	MODEL	LAMP	VOLTAGE	NOTES	TAG
AD8	Direct/Indirect Fixture	CORELITE	DSI-WS-3-L35-1-D-UNV-AC-XX-COORDINATE PENDANT LENGTH WITH THE ARCHITECT-8'-5LT-DALI DRIVER	LED	277 V	Fixture with DALI driver.	AD8
AD12	Direct/Indirect Fixture	CORELITE	DSI-WS-2-L35-1-D-UNV-AC-XX-COORDINATE PENDANT LENGTH WITH THE ARCHITECT-12'-5LT-DALI DRIVER	LED	277 V	Fixture with DALI driver.	AD12
AD16	Direct/Indirect Fixture	CORELITE	DSI-WS-3-L35-1-D-UNV-AC-XX-COORDINATE PENDANT LENGTH WITH THE ARCHITECT-16'-5LT-DALI DRIVER	LED	277 V	Fixture with DALI driver.	AD16
B2	2'x2' Direct/Indirect Fixture	METALUX	22EN-LD2-34-UNV-L835-FLEX-5LTD1-DALI DRIVER-U	LED	277 V	Fixture with DALI driver.	B2
B4	2'x4' Direct/Indirect Fixture	METALUX	24EN-LD2-49-UNV-L835-FLEX-5LTD1-DALI DRIVER-U	LED	277 V	Fixture with DALI driver.	B4
C	Lensed Striplight	METALUX	4SNLED-LD4-37SL-UNV-LC-L835-5LTD-DALI DRIVER-CHAIN/SET-U	LED	277 V	Fixture with DALI driver.	C
D	Recessed Downlight	PORTFOLIO	LD6B-15-D5LT-EU6B-1020-8035-6LB-W0LI	LED	120 V	Fixture with DALI driver.	D
D2	Recessed Downlight	PORTFOLIO	LD6B-20-D5LT-EU6B-1020-8035-6LB-W0LI	LED	277 V	Fixture with DALI driver.	D2
DP88	Display Case Lighting	FEELUX	TUNELIGHT 2-DIM (0-10V)-APPROX. LENGTH 88"-35K	LED	120 V	Wired via FR. Coordinate exact length with the Architect prior to ordering.Provide all parts and accessories for a complete installation..	DP88
DS	New Construction	Cooper Lighting	LD6B-10-D5LT-EU6B-1020-8035-6LB-W0LI-WET LISTED-IP66	LED	120 V	6 inch LED Downlight	DS
G	High Bay LED	Spec-Grade LEDS	HBF-150-120-22431-4100K-RIGID PENDANT-WT-DIM (0-10V)-FL PROVIDE WITH SWIVEL CANOP	LED	277 V	Wired via DC.	G
G1	High Bay LED	Spec-Grade LEDS	HBF-70-120-22431-4100K-RIGID PENDANT-WT-DIM (0-10V)-FL PROVIDE WITH SWIVEL CANOP	LED	277 V	Wired via DC.	G1
K2	2'x2' Troffer	METALUX	22GR-LD4-36-A125-UNV-L835-5LTD-DALI DRIVER-1-G3-GASKET-U	LED	277 V	Fixture with DALI driver.	K2
L4	Pendant Fixture	ALW	SP2.5S-S4'-LOW-80-3500-DALI-CR-S/LOW-80-3500-DALI-CR-S-CUSTOM COLOR-UNV-COMBO	LED	277 V	Fixture with DALI driver.	L4
LM	Pendant Fixture	SPI	ZYNN-58"-L54W-UNV-3500K-BCE-DID-MNT-CUSTOM COLOR-CUSTOM PENDANT LENGTH	LED	277 V	Wired via DC.	LM
LS10	Pendant Fixture	SPI	NOVATO RING-AIP11848-L75W-UNV-3500K-H05-MB03-CUSTOM COLOR	LED	277 V	Wired via DC.	LS10
R4	4' Recessed Fixture	NEORAY	S124DR-H-575D-835-04F0-UNV-5L-F-C-COLOR	LED	277 V	Fixture with DALI driver.	R4
SS4	Ceiling Mounted Direct	NULITE	RR4-4-D-06-L35-UNV-DALI DIMMING-1C-FRF-WH-4	LED	120 V	Fixture with DALI driver.	SS4
U2	2'x2' Troffer	METALUX	22-GR-LD1-36-A125-UNV-L835-5LTD-DALI DRIVER-1-U	LED	277 V	Fixture with DALI driver.	U2
V4	Recessed Vertical Fixture	AXIS	BBRVLED-B2-750-35-SO-4'-W-UNV-DIMMING-1-DF-C(4" max depth)	LED	277 V	Wired via DC.	V4
W78	Linear Wall Washer	PRUDENTIAL	P43-PSTD-FLSH-LED35-SO-LENGTH AS PER PLANS (Approx. length 78")-AWL-DIR-COLOR-DIG-XX-SC-WTW (WALL TO WALL)-UNV-DMD	LED	277 V	Fixture with DALI driver. Field verify and Coordiate exact length with the Architect.	W78
W89	Linear Recessed Fixture	PRUDENTIAL	P43-PSTD-FLSH-LED35-SO-LENGTH AS PER PLANS (Approx. length 89")-AWL-DIR-COLOR-DIG-XX-SC-WTW (WALL TO WALL)-UNV-DMD	LED	277 V	Fixture with DALI driver. Field verify and Coordiate exact length with the Architect.	W89
W90	Linear Recessed Fixture	PRUDENTIAL	P43-PSTD-FLSH-LED35-SO-LENGTH AS PER PLANS (Approx. length 90")-AWL-DIR-COLOR-DIG-XX-SC-WTW (WALL TO WALL)-UNV-DMD	LED	277 V	Fixture with DALI driver. Field verify and Coordiate exact length with the Architect.	W90
W92	Linear Recessed Fixture	PRUDENTIAL	P43-PSTD-FLSH-LED35-SO-LENGTH AS PER PLANS (Approx. length 92")-AWL-DIR-COLOR-DIG-XX-SC-WTW (WALL TO WALL)-UNV-DMD	LED	277 V	Fixture with DALI driver. Field verify and Coordiate exact length with the Architect.	W92
W94	Linear Wall Washer	PRUDENTIAL	P43-PSTD-FLSH-LED35-SO-LENGTH AS PER PLANS (Approx. length 94")-AWL-DIR-COLOR-DIG-XX-SC-WTW (WALL TO WALL)-UNV-DMD	LED	277 V	Fixture with DALI driver. Field verify and Coordiate exact length with the Architect.	W94
W96	Linear Recessed Fixture	PRUDENTIAL	P43-PSTD-FLSH-LED35-SO-LENGTH AS PER PLANS (Approx. length 96")-AWL-DIR-COLOR-DIG-XX-SC-WTW (WALL TO WALL)-UNV-DMD	LED	277 V	Fixture with DALI driver. Field verify and Coordiate exact length with the Architect.	W96
W101	Linear Recessed Fixture	PRUDENTIAL	P43-PSTD-FLSH-LED35-SO-LENGTH AS PER PLANS (Approx. length 101")-AWL-DIR-COLOR-DIG-XX-SC-WTW (WALL TO WALL)-UNV-DMD	LED	277 V	Fixture with DALI driver. Field verify and Coordiate exact length with the Architect.	W101
W156	Linear Wall Wash	PRUDENTIAL	P43-PSTD-FLSH-LED35-SO-LENGTH AS PER PLANS (Approx. length 156")-AWL-DIR-COLOR-DIG-XX-SC-WTW (WALL TO WALL)-UNV-DMD	LED	277 V	Wired via DALI driver. Field verify and Coordiate exact length with the Architect.	W156
W161	Linear Recessed Fixture	PRUDENTIAL	P43-PSTD-FLSH-LED35-SO-LENGTH AS PER PLANS (Approx. length 161")-AWL-DIR-COLOR-DIG-XX-SC-WTW (WALL TO WALL)-UNV-DMD	LED	277 V	Fixture with DALI driver. Field verify and Coordiate exact length with the Architect.	W161
W166	Linear Recessed Fixture	PRUDENTIAL	P43-PSTD-FLSH-LED35-SO-LENGTH AS PER PLANS (Approx. length 166")-AWL-DIR-COLOR-DIG-XX-SC-WTW (WALL TO WALL)-UNV-DMD	LED	277 V	Fixture with DALI driver. Field verify and Coordiate exact length with the Architect.	W166
W167	Linear Recessed Fixture	PRUDENTIAL	P43-PSTD-FLSH-LED35-SO-LENGTH AS PER PLANS (Approx. length 167")-AWL-DIR-COLOR-DIG-XX-SC-WTW (WALL TO WALL)-UNV-DMD	LED	277 V	Fixture with DALI driver. Field verify and Coordiate exact length with the Architect.	W167
ZC1	Light Fixture under Canopy	NOVA	NF-PRO-O-120-24V-4100K. APPROX. LENGTH 145'-10". CHANEL: NF-CH-1707-2M-60	LED	277 V	Coordiate exact length with the Architect.	ZC1
ZD	New Construction	Cooper Lighting	LD6B	LED	277 V	6 inch LED Downlight	ZD
ZF	Pole Mounted Fixture	BEGA	BEGAConverted fromEULUMDAT26.01.2016/ H.R,K551R-77210	LED	277 V	Wired via DC.	ZF
ZT2	Pole Mounted Light Fixture with Pole	MCGRAW EDISON	GLEON-AF-01-LED-E1-SL4-XX-DIM-HSS-HOUSE SIDE SHIELD-PROVIDE 15FT ROUND ALUMINUM POLE	LED	208 V	Wired via DC.	ZT2
ZT4	Pole Mounted Light Fixture with Pole	MCGRAW EDISON	GLEON-AF-01-LED-E1-SL4-XX-DIM-HSS-HOUSE SIDE SHIELD-PROVIDE 15FT ROUND ALUMINUM POLE	LED	208 V	Wired via DC.	ZT4
ZT22	Pole Mounted Light Fixture with Pole	MCGRAW EDISON	GLEON-AF-01-LED-E1-SL4-XX-DIM-HSS-HOUSE SIDE SHIELD-PROVIDE 15FT ROUND ALUMINUM POLE	LED	277 V	Wired via DC.	ZT22
ZW2	Wall Pack	LUMARK	XTOR2B-W-COLOR AS SELECTED BY ARCHITECT-BUG RATING B1-U0-G0	LED	277 V	Wired via FR. Coordinate exact location with the architectural plans.	ZW2

Finegold Alexander Architects

PROJECT TEAM:

OWNER:
Leicester Public School
3 Washburn Sq. 3rd Floor
Leicester, MA 01524

Structural Engineer
RSE Associates, Inc.
63 Pleasant St. Ste. 200
Watertown, MA 02472
T: 617.926.9300

MPFP Engineer
BLW Engineers, Inc.
311 Great Road, Post Office Box 1551
Littleton, MA 01460
T: 978.486.4301

Landscape Architect
Warner Larson Landscape Architects
130 West Broadway
Boston, MA 02127
T: 617.464.1440

Electrical Engineer
ART Engineering
38 Front St. Flr 3
Worcester, MA 01608
T: 508.797.7071

Civil Engineer
Nitsch Engineering
2 Center Plaza, Suite 430
Boston, MA 02108
T: 617.338.0063

Geotechnical Engineer
McPhail Associates, LLC
2269 Massachusetts Ave.
Cambridge, MA 02140
T: 617.868.1420

Code Consultant
Jensen Hughes
1 Lincoln St.
Boston, MA 02111
T: 508.538.9409

Kitchen Consultant
Crabtree McGrath Associates, Inc.
161 West Main Street
Georgetown, MA 01833
T: 978.352.8500

Owners Project Manager
NV5
70 Fargo Street, Suite 800
Boston, MA 02210

KEY PLAN:

NORTH

SEAL:

PRELIMINARY NOT FOR CONSTRUCTION

PROJECT INFORMATION:

Leicester School

70 Winslow Ave.
Leicester, MA 01524

PROJECT #: 201601510015
PROJECT ISSUE DATE: 02/13/2020
PROJECT STATUS: Schematic Design

SHEET NAME:

Lighting Fixture Schedule

DRAWING HISTORY:

NO.	DATE	DESCRIPTION

SHEET #:

E9.01

C:\Users\PC\Users\Documents\Elec_LMS_R19_art28EDFQ.rvt
1/24/2020 12:05:54 PM