

Leicester Middle School Educational Working Group

Visioning Workshop Three

February 26, 2019

Agenda

EXPECTED OUTCOMES: By the end of the session we will have begun to...

- Review a compilation of notes from Workshop Two, including priority **Design Patterns**, **Guiding Principles** for the renovated and/or new Leicester Middle School facility
- Debrief **School Tours** to Hunking K-8 and Beverly Middle School
- Generate a listing of **Key Spaces and Adjacencies** for the renovated and/or new facility
- Engage in a **Bubble Diagramming Activity** to identify important spaces and adjacencies within the renovated and/or new facility
- Identify key **Talking Points** that are important to share with the community about LPS's design priorities for the renovated and/or new facility

Time	Activity	Purpose
4:00 – 4:45	Workshop Goals and WS Two Debrief <ul style="list-style-type: none"> • Introduction of new members • Review of: <ul style="list-style-type: none"> ○ Priority Design Patterns 1.0 ○ Guiding Principles for Design 1.0 ○ Tours Debrief • What strikes us? What's missing? 	Debrief the February 5, 2019 workshop activities and discuss key themes and takeaways. Debrief highlights of school tours to the Hunking K-8 and Beverly Middle School.
4:45 – 5:15	Key Spaces and Blue-Sky Ideas <ul style="list-style-type: none"> • Individual reflections • Small group discussion • Large group discussion of key spaces and desired adjacencies 	Share practical and creative design ideas that will help us to reach our LPS Learning Goals, implement desired Design Patterns and put our Guiding Principles into practice.
5:15 – 6:45	Bubble Diagramming (with Working Dinner)	

	<ul style="list-style-type: none"> • Individual and small group diagramming of key spaces and desired adjacencies within the renovated and/or new Leicester Middle School • Large group sharing 	Identify important adjacencies and design ideas that can be explored further in the planning and design process.
6:45 –7:00	<p>Key Talking Points</p> <ul style="list-style-type: none"> • Work individually and then in your small group to articulate 2-3 “talking points” you think it important to share with the Leicester community about opportunities and priorities for the new and/or renovated building that have been identified within this series of workshops. • Large group debrief 	Reflect on important takeaways from the educational visioning process and how they can be expressed and communicated to the Leicester community as we build buy-in to and excitement about the Leicester Middle School Feasibility Study.



February 26, 2019



**LEICESTER
PUBLIC SCHOOLS**
KNOWLEDGE • SKILLS • CHARACTER

ENVISIONING
THE NEW
LEICESTER
MIDDLE
SCHOOL

newvista design 
Finegold Alexander Architects

Workshops



January 29 February 5 February 26

newvista design  Envisioning 21st Century Schools Finegold Alexander Architects

**LEICESTER
PUBLIC SCHOOLS**
KNOWLEDGE • SKILLS • CHARACTER

Priority
Design Patterns

**LEICESTER
PUBLIC SCHOOLS**
KNOWLEDGE • SKILLS • CHARACTER

Guiding
Principles





Newvistedesign with JCJ
Envisioning 21st Century Schools

JCJARCHITECTURE



Newvistedesign with JCJ
Envisioning 21st Century Schools

JCJARCHITECTURE



Newvistedesign with JCJ
Envisioning 21st Century Schools

JCJARCHITECTURE



Newvistedesign with JCJ
Envisioning 21st Century Schools

JCJARCHITECTURE



Newvistadesign with JCJ
Envisioning 21st Century Schools

JCJ ARCHITECTURE



Newvistadesign with JCJ
Envisioning 21st Century Schools

JCJ ARCHITECTURE

BRISO MIDDLE SCHOOL



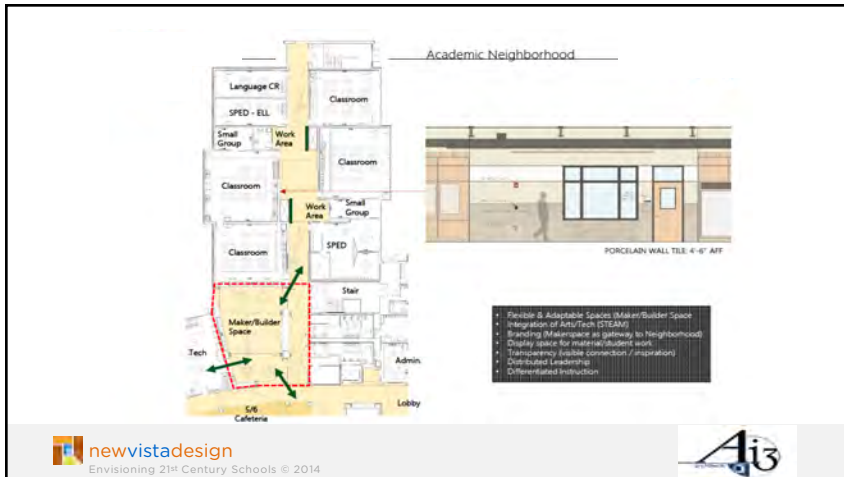
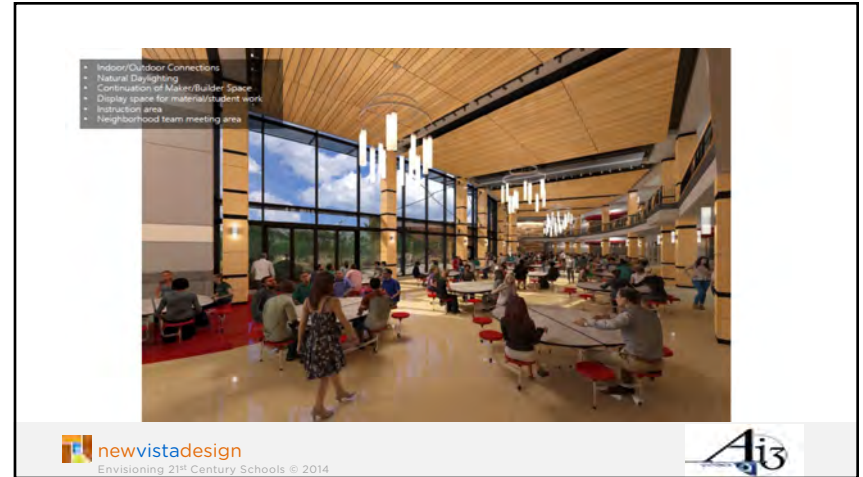
1. School Without Walls
2. Ever Evolving
3. Belonging and Ownership
4. Small School Feel,
Large School Pride
5. Growth Mindset

newvistadesign
Envisioning 21st Century Schools © 2014



newvistadesign
Envisioning 21st Century Schools © 2014





Maker / Builder Space – Neighborhood



newvistadesign

Envisioning 21st Century Schools © 2014



Outdoor Learning Environment

- Educational Advantages:
 - Outdoor dining area
 - Outdoor amphitheater
 - Exhibit and work areas
 - Open green space
 - Outdoor classroom space
 - Outdoor science space
 - Outdoor project space – extension of maker/builder space
- Examples:
 - Science: Raised planting beds, testing cars in physics projects, heat transfer, weather analysis, water features, engineering elements (pulley, plane, etc.)
 - Humanities: Socratic Debate, drama, poetry, Green rhythms
 - Arts: 3D installations, sculpture, etc.)
- Maintain a secure outdoor environment
- Defined pathway from drop off area to building entry
- Outdoor holding space for early arrivals and late departures
- Varying elevations of "Educational Zones" more clearly defined areas
- Direct access from cafeteria
- Maintain privacy from classroom neighborhoods
- Easy access from centralized circulation stairs for all grade levels
- Easy access for maintenance equipment / staff
- Greater potential for separate structured community use



newvistadesign

Envisioning 21st Century Schools © 2014



newvistadesign

Envisioning 21st Century Schools © 2014

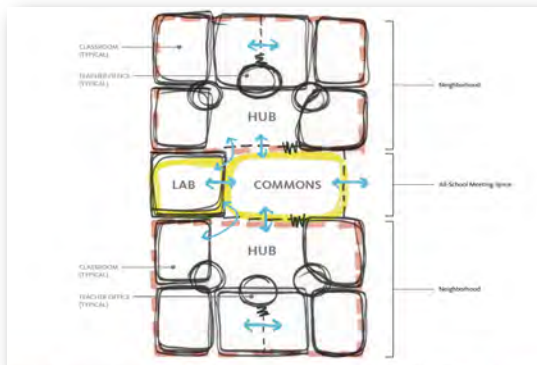
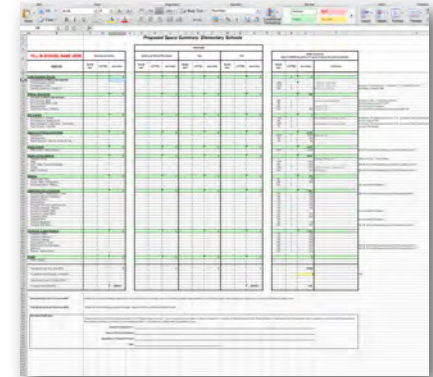


Blue Sky Ideas

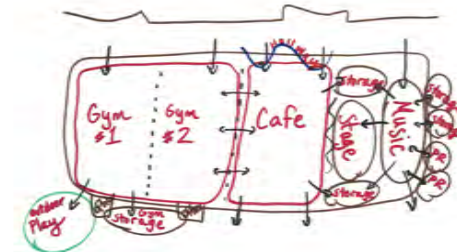
what aspirational, no-holds-barred ideas do you have for a space or spaces within the renovated and/or new school facility

Bubble Diagramming

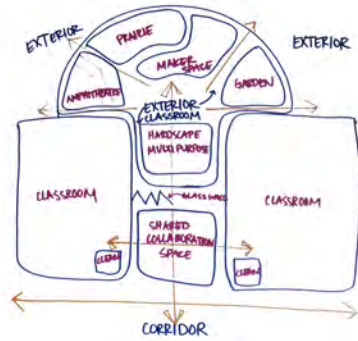
Working
with the
MSBA
Template



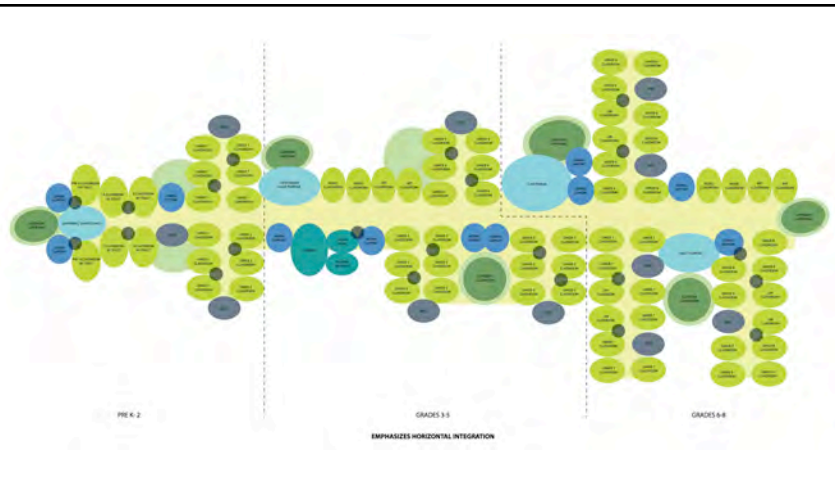
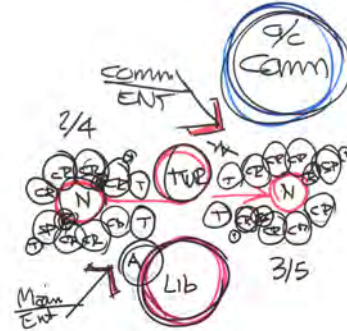
Community Access



Classroom Neighborhood





Whole School Diagram

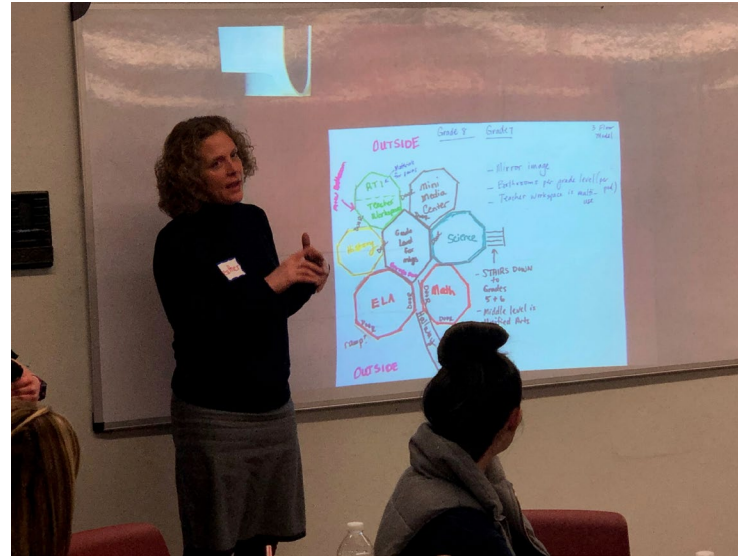
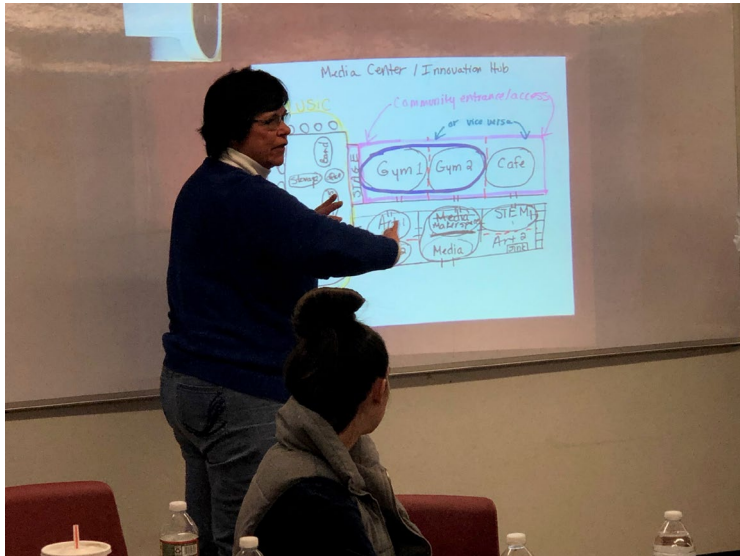


Key
Talking Points

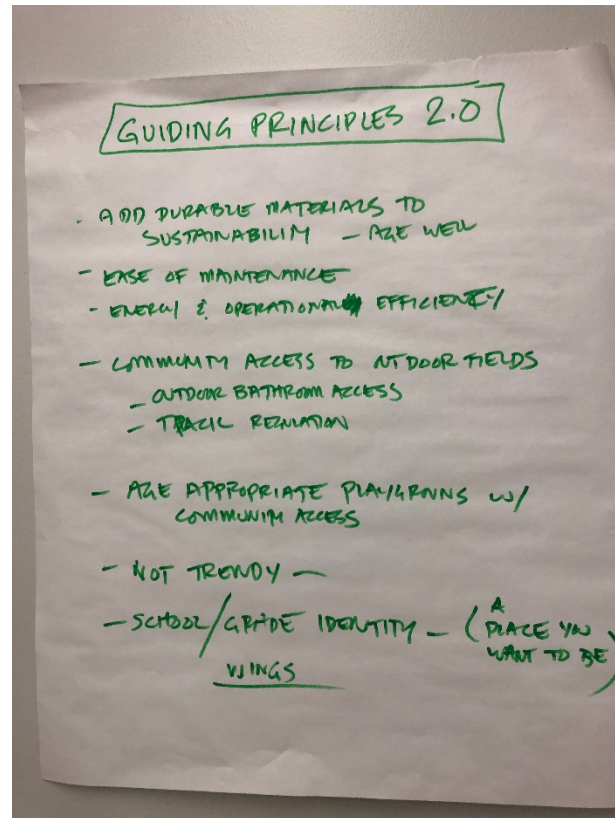




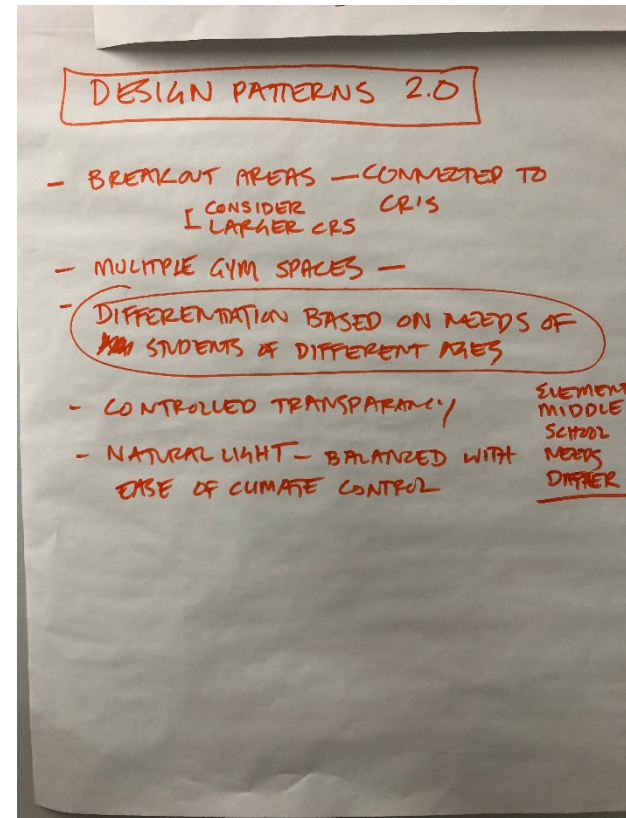




Guiding Principles



Design Patterns



School Visits

Hunking Middle School Haverhill, MA Grades K-8

HUNKING	
MAKE BANK FOR RUCK	
- STORAGE IN GYM	
- GOOD LOOKING BUILDING	
- ENTRY WAY - COULD FIT TOLD STORY	- MATERIALS IN HALLWAY NOT DURABLE
- SECURITY SYSTEM INTERNAL/EXTERNAL	- RAILINGS IN STAIRWAYS NEEDED REPEATED PAINTING
- INVITING WATER FEATURES	- WAISTED SPACE IN HALLWAYS
- SECURITY GUARD - SEES ALL CORNERS	- BOOKCASES TOO DEEP
- LAYOUT - CENTRAL CORRIDOR	- SIZE OF GYM TOO SMALL
- WIDE HALLWAYS	
- WORK DISPLAY	
- WALL-BASED INTERACTIVE PROJECTOR	
- BREAKFAST AREAS	
- GREEN ROOF	
- GRATED AIRLOCK AT ENTRY	
- DURABLE CARPET IN OFFICE	
- CAFE AREA - EXTENSION OF CAFETERIA	
- TOILETS WELL HANDLED - BATHROOM ENTRIES	
- UTILIZED CORNER IN CR3 AS BULLETIN BOARD	

Beverly Middle School Beverly, MA Grades 5-8

BEVERLY M.S.	
+	
- TERRAZZO FLOOR	- PANELS ON CABS BUT NO IMPASTECTIVE FOR CHANGE
- CERAMIC WAINSCOTING	- LOTS OF GLASS
- WOOD TONES	- HAND WRIS - DON'T OPEN THEM
- LOCKERS BUILT FOR KIDS	- GRATES IN MAKER SPACE
- LOCKERS ON WHEELS	- CAFETERIA RAN WHOLE LENGTH OF BUILDING
- VISIBILITY FROM CR TO BREAKFAST SPACES	- SERVE AT FAR END OF CAFETERIA
- 2 COURTS IN GYM	- CORNERS NEAR BUBBLERS - HARD TO KEEP CLEAN
- AUDITORIUM - OPENED TO BAND ROOM	- NOT ENOUGH WATER BOTTLE FILLING STATIONS
- LOTS OF STORAGE	- DIDN'T FEEL ENOUGH LIKE A SCHOOL -
- ADDED NRE FIELDS THAT COMMUNITY USES	- BEAUTIFUL - BUT NOT CHILD SCALED
- DIDN'T HAVE DROPPED CEILINGS IN ALL PLACES -	- NOT ENOUGH PARKING
	- DIDN'T LOOK LIKE A SCHOOL